

Permit Number: **EPR/DP3137EG**

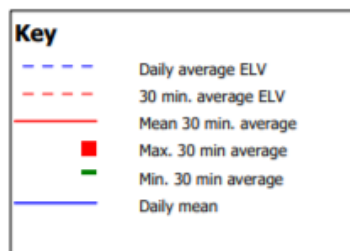
Operator: **Margam Green Energy Limited**

Facility: **Margam Green Energy Plant**

Form Number : **Air 1**

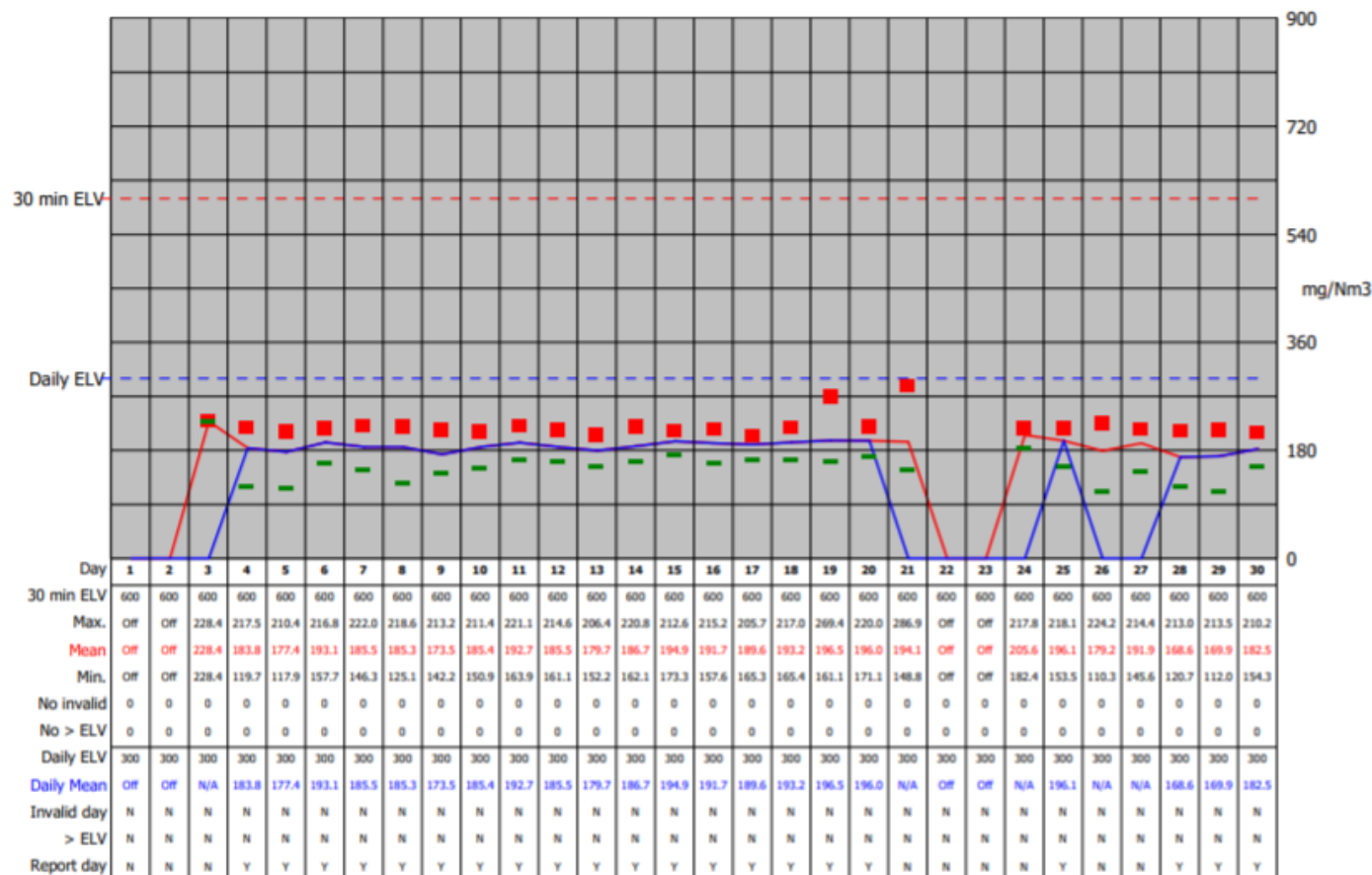
Date: **01/04/21-30/04/2021**

Reporting of Continuously Monitored Emissions to Air for NO_x, Emission Point Report for April, 2021



95th Percentile = 211.4
No. of valid averages = 1147

Month summary	
30 min ELV	
Monthly max.	286.9
Monthly mean	187.0
Monthly min.	110.3
Total invalid	0
Sum > ELV	0
Daily ELV	
Monthly max	196.5
No. invalid days	0
No. > ELV	0
No. report days	21



SignedPaul Fitzsimmons.....

Date.....21/07/2021.....

(authorised to sign as representative of **Margam Green Energy Limited**)

Permit Number: **EPR/DP3137EG**


Operator: **Margam Green Energy Limited**

Facility: **Margam Green Energy Plant**

Form Number : **Air 1**

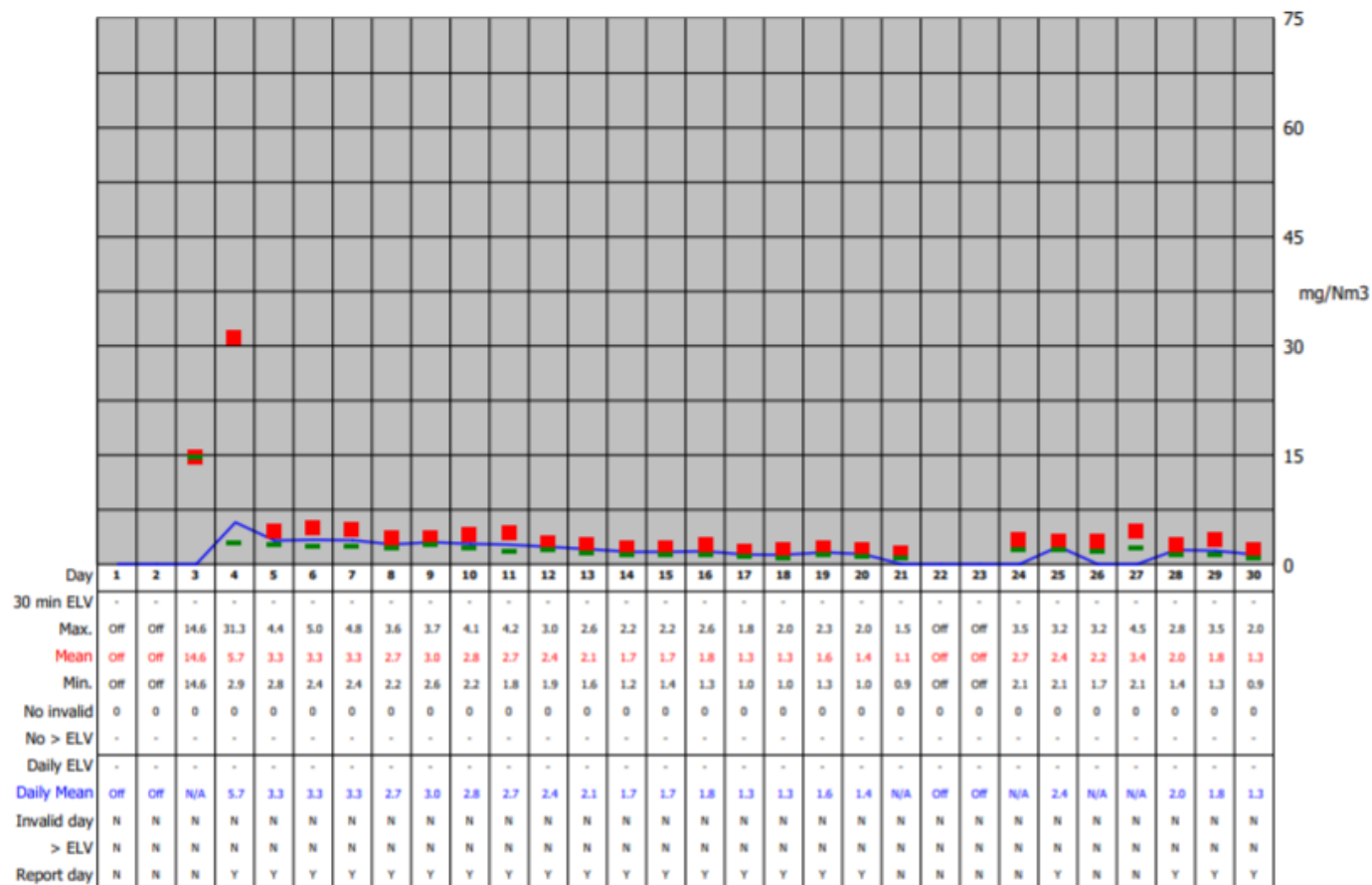
Date: **01/04/21-30/04/2021**

Reporting of Continuously Monitored Emissions to Air for NH₃, Emission Point Report for April, 2021



95th Percentile = 3.9
No. of valid averages = 1147

Month summary	
30 min ELV	
Monthly max.	31.3
Monthly mean	2.4
Monthly min.	0.9
Total invalid	0
Sum > ELV	0
Daily ELV	
Monthly max	5.7
No. invalid days	0
No. > ELV	0
No. report days	21



SignedPaul Fitzsimmons.....

Date.....21/07/2021.....

(authorised to sign as representative of **Margam Green Energy Limited**)

Permit Number: **EPR/DP3137EG**

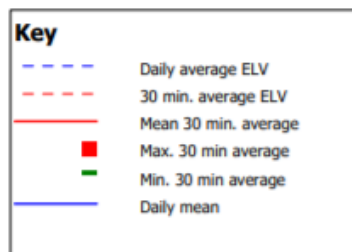
Operator: **Margam Green Energy Limited**

Facility: **Margam Green Energy Plant**

Form Number : **Air 1**

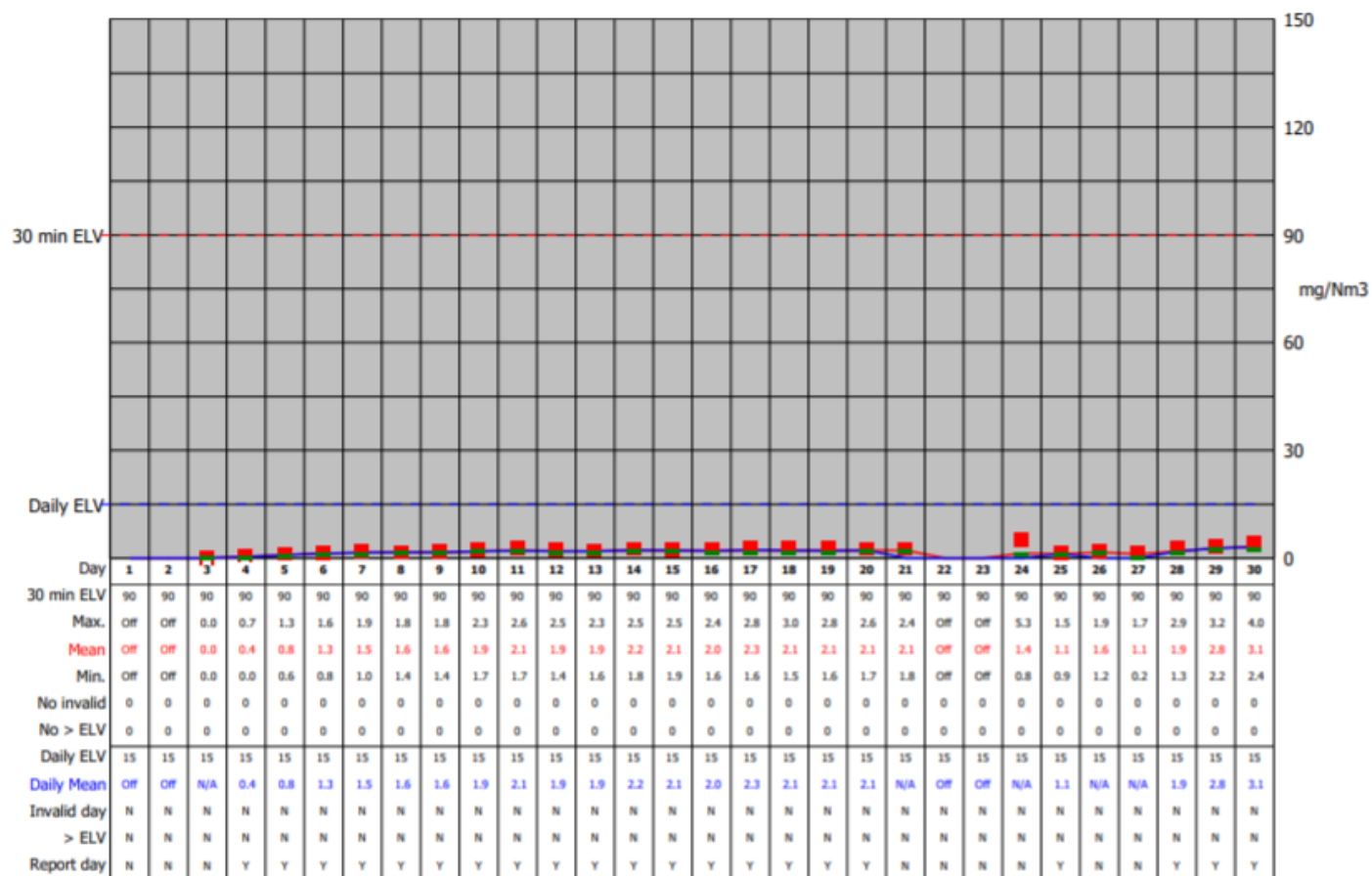
Date: **01/04/21-30/04/2021**

Reporting of Continuously Monitored Emissions to Air for HCl, Emission Point Report for April, 2021



95th Percentile = 2.9
No. of valid averages = 1147

Month summary	
30 min ELV	
Monthly max.	5.3
Monthly mean	1.8
Monthly min.	0.0
Total invalid	0
Sum > ELV	0
Daily ELV	
Monthly max	3.1
No. invalid days	0
No. > ELV	0
No. report days	21



SignedPaul Fitzsimmons.....

Date.....21/07/2021.....

(authorised to sign as representative of **Margam Green Energy Limited**)

Permit Number: **EPR/DP3137EG**

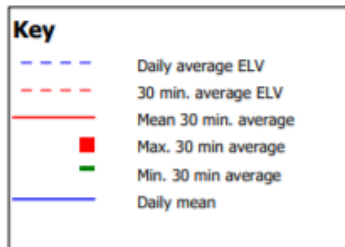
Operator: **Margam Green Energy Limited**

Facility: **Margam Green Energy Plant**

Form Number : **Air 1**

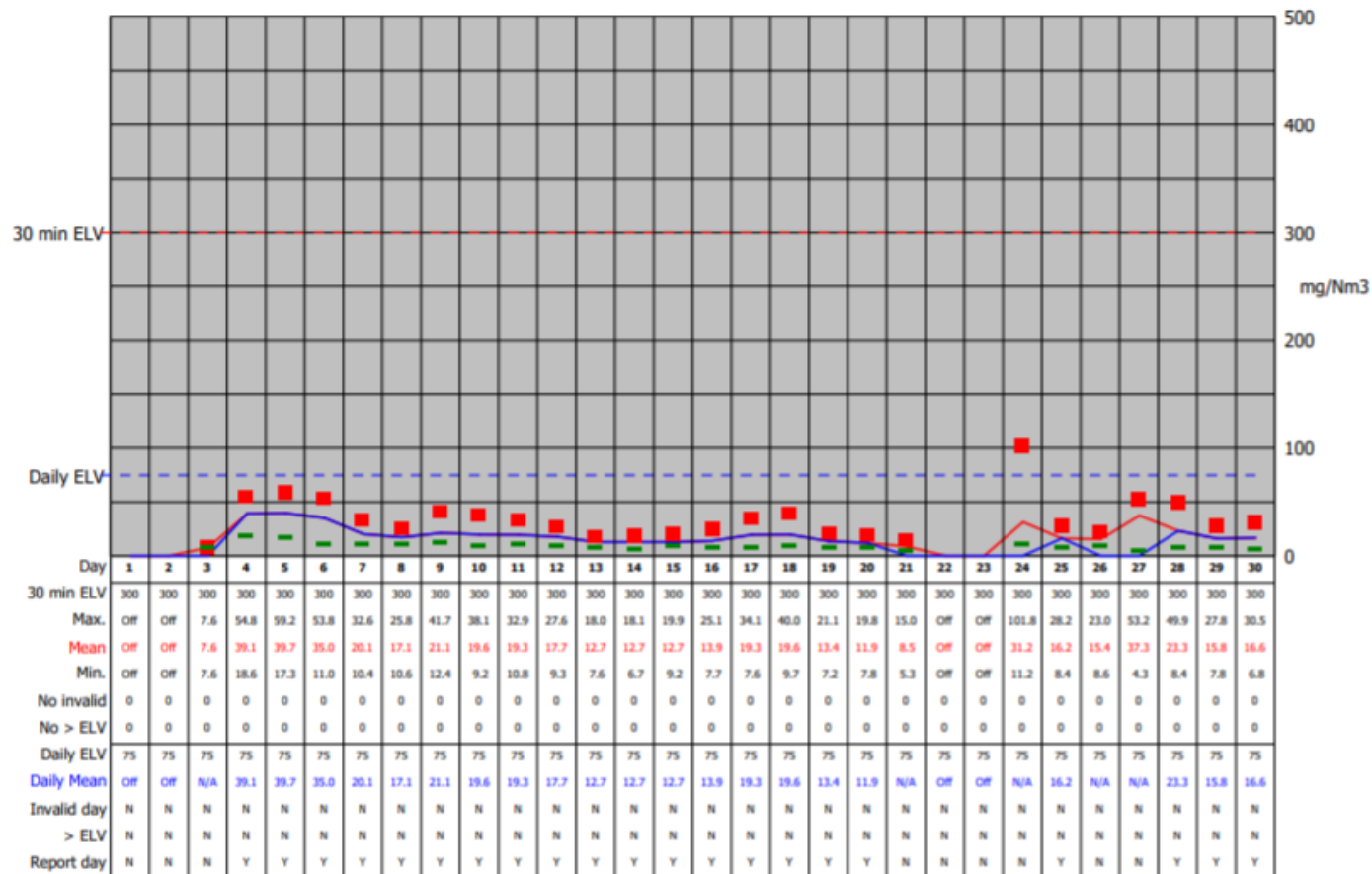
Date: **01/04/21-30/04/2021**

Reporting of Continuously Monitored Emissions to Air for SO₂ , Emission Point Report for April, 2021



95th Percentile = 44.5
No. of valid averages = 1147

Month summary	
30 min ELV	
Monthly max.	101.8
Monthly mean	20.0
Monthly min.	4.3
Total invalid	0
Sum > ELV	0
Daily ELV	
Monthly max	39.7
No. invalid days	0
No. > ELV	0
No. report days	21



SignedPaul Fitzsimmons.....

Date.....21/07/2021.....

(authorised to sign as representative of **Margam Green Energy Limited**)

Permit Number: **EPR/DP3137EG**

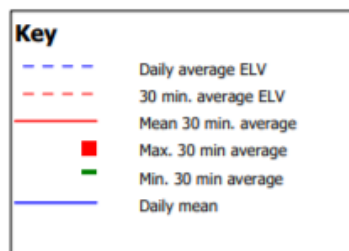
Operator: **Margam Green Energy Limited**

Facility: **Margam Green Energy Plant**

Form Number : **Air 1**

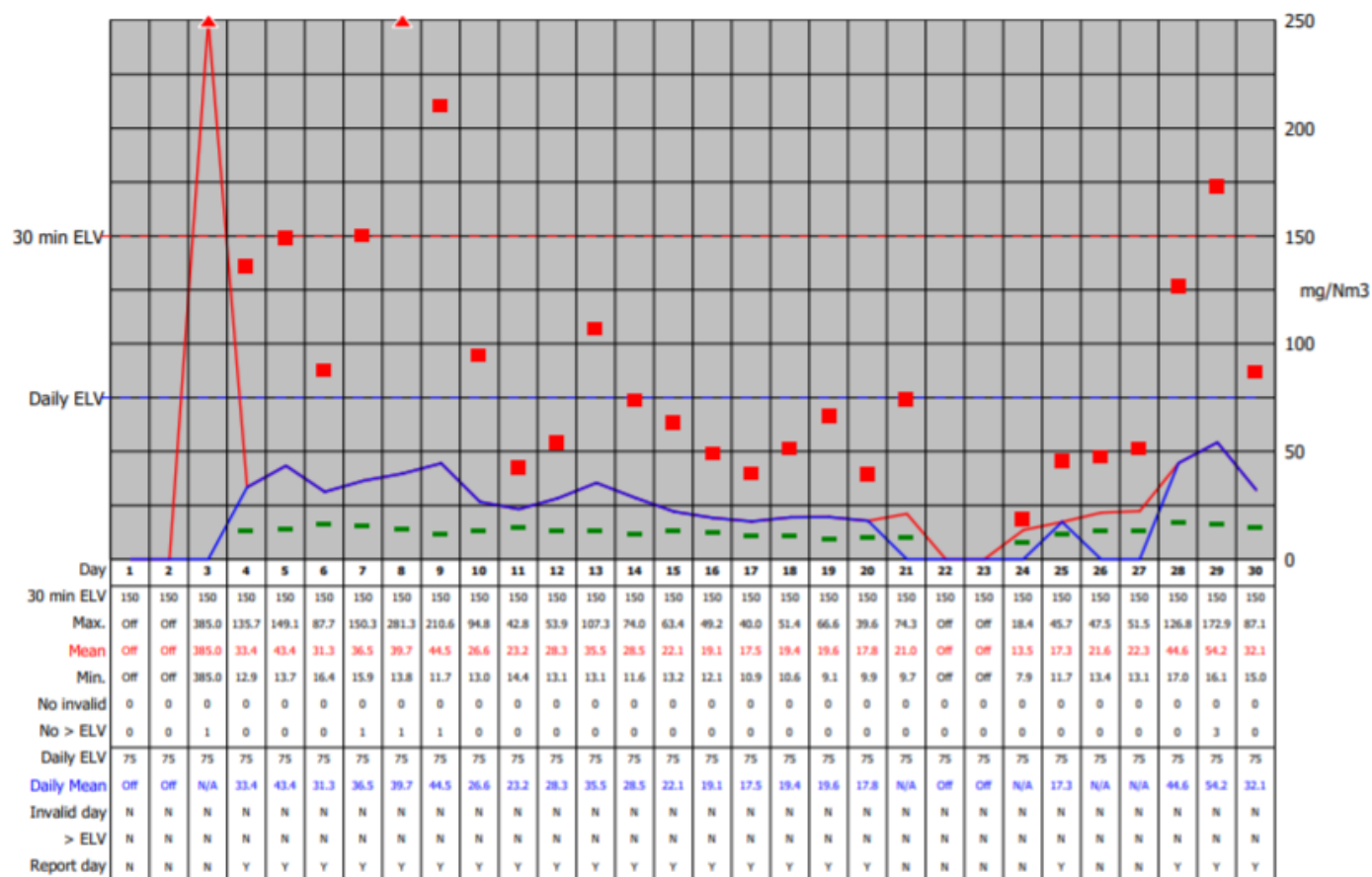
Date: **01/04/21-30/04/2021**

Reporting of Continuously Monitored Emissions to Air for CO₂ Emission Point Report for April, 2021



95th Percentile = 72.3
No. of valid averages = 1147

Month summary	
30 min ELV	
Monthly max.	385.0
Monthly mean	29.2
Monthly min.	7.9
Total invalid	0
Sum > ELV	7
Daily ELV	
Monthly max	54.2
No. invalid days	0
No. > ELV	0
No. report days	21



SignedPaul Fitzsimmons.....

Date.....21/07/2021.....

(authorised to sign as representative of **Margam Green Energy Limited**)

Permit Number: **EPR/DP3137EG**

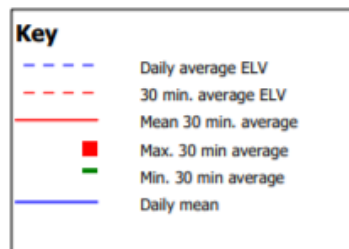
Operator: **Margam Green Energy Limited**

Facility: **Margam Green Energy Plant**

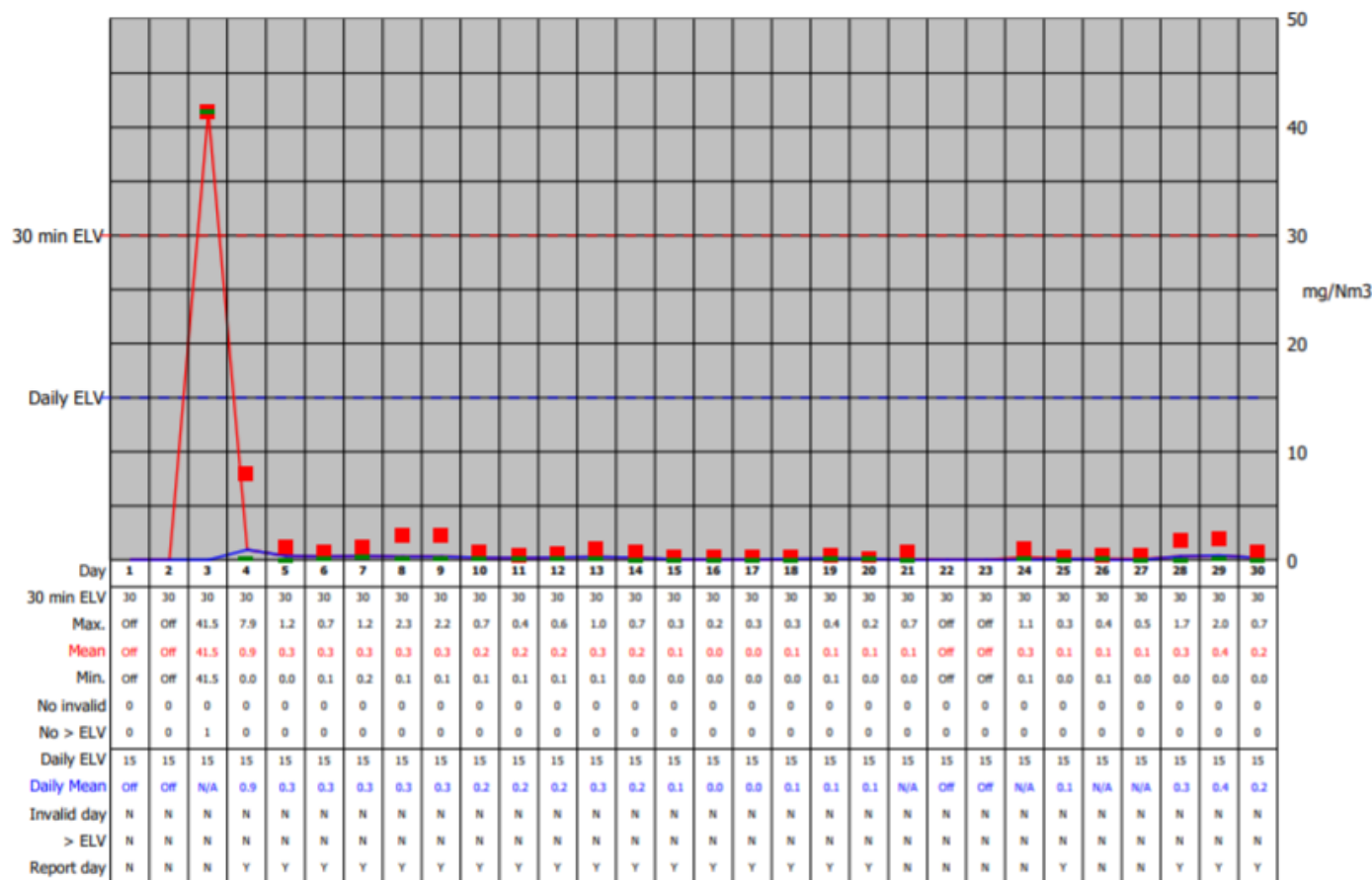
Form Number : **Air 1**

Date: **01/04/21-30/04/2021**

Reporting of Continuously Monitored Emissions to Air for TOC, Emission Point Report for April, 2021



95th Percentile = 0.6
No. of valid averages = 1147



Month summary	
30 min ELV	
Monthly max.	41.5
Monthly mean	0.3
Monthly min.	0.0
Total invalid	0
Sum > ELV	1
Daily ELV	
Monthly max	0.9
No. invalid days	0
No. > ELV	0
No. report days	21

SignedPaul Fitzsimmons.....

Date.....21/07/2021.....

(authorised to sign as representative of **Margam Green Energy Limited**)

Permit Number: **EPR/DP3137EG**

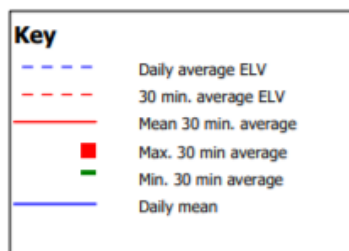
Operator: **Margam Green Energy Limited**

Facility: **Margam Green Energy Plant**

Form Number : **Air 1**

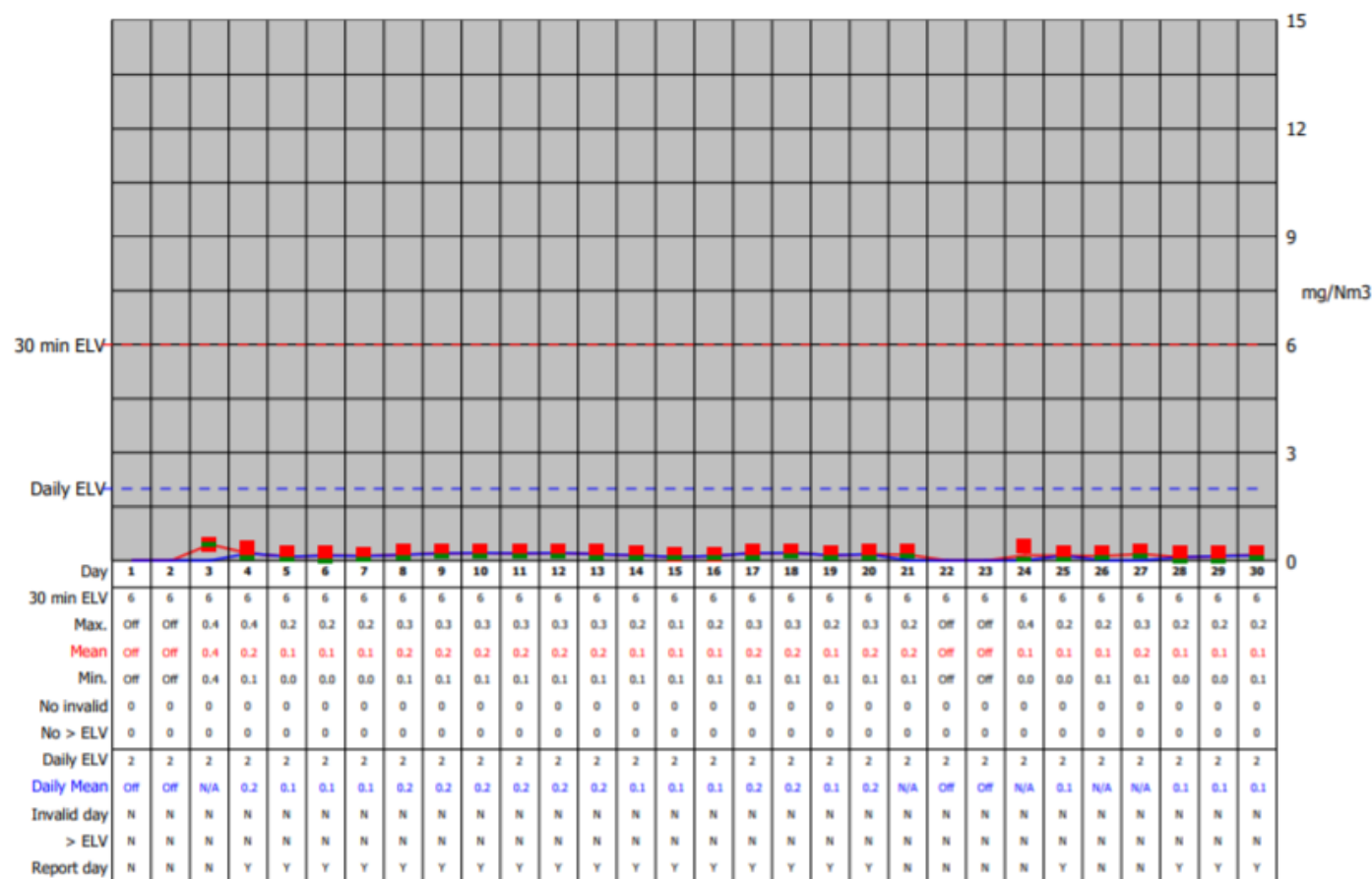
Date: **01/04/21-30/04/2021**

Reporting of Continuously Monitored Emissions to Air for HF, Emission Point Report for April, 2021



95th Percentile = 0.3
No. of valid averages = 1147

Month summary	
30 min ELV	
Monthly max.	0.4
Monthly mean	0.2
Monthly min.	0.0
Total invalid	0
Sum > ELV	0
Daily ELV	
Monthly max	0.2
No. invalid days	0
No. > ELV	0
No. report days	21



SignedPaul Fitzsimmons.....

Date.....21/07/2021.....

(authorised to sign as representative of **Margam Green Energy Limited**)

Permit Number: **EPR/DP3137EG**

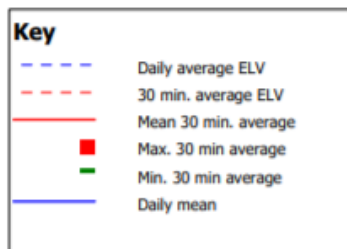
Operator: **Margam Green Energy Limited**

Facility: **Margam Green Energy Plant**

Form Number : **Air 1**

Date: **01/04/21-30/04/2021**

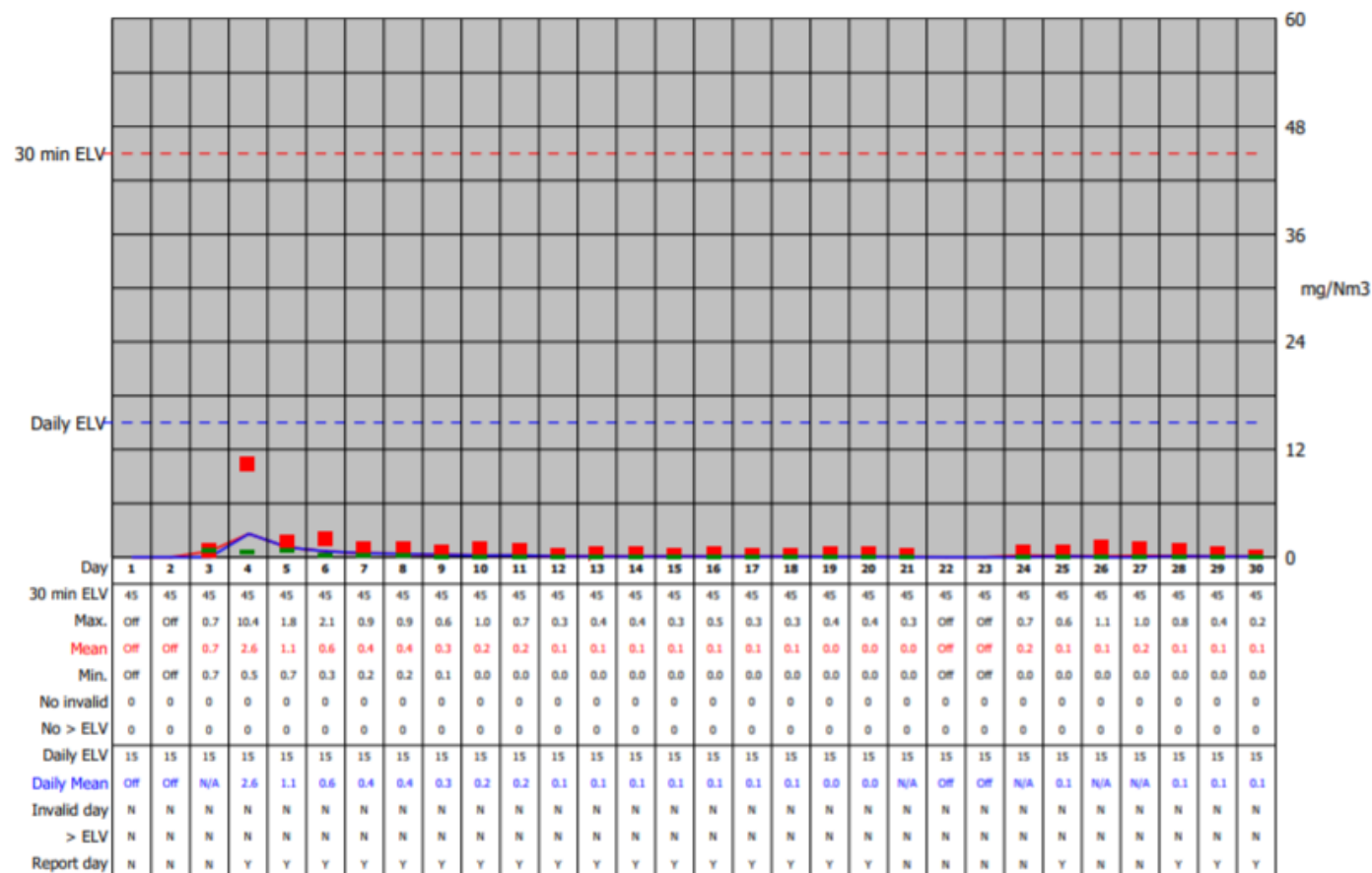
Reporting of Continuously Monitored Emissions to Air for Dust, Emission Point Report for April, 2021



95th Percentile = 1.2

No. of valid averages = 1147

Month summary	
30 min ELV	
Monthly max.	10.4
Monthly mean	0.3
Monthly min.	0.0
Total invalid	0
Sum > ELV	0
Daily ELV	
Monthly max	2.6
No. invalid days	0
No. > ELV	0
No. report days	21



SignedPaul Fitzsimmons.....

Date.....21/07/2021.....

(authorised to sign as representative of **Margam Green Energy Limited**)

Permit Number: **EPR/DP3137EG**

Operator: **Margam Green Energy Limited**

Facility: **Margam Green Energy Plant**

Form Number : **Air 1**

Date: **01/04/21-30/04/2021**