

Permit Number: **EPR/DP3137EG**

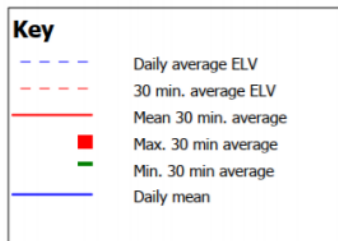
Operator: **Margam Green Energy Limited**

Facility: **Margam Green Energy Plant**

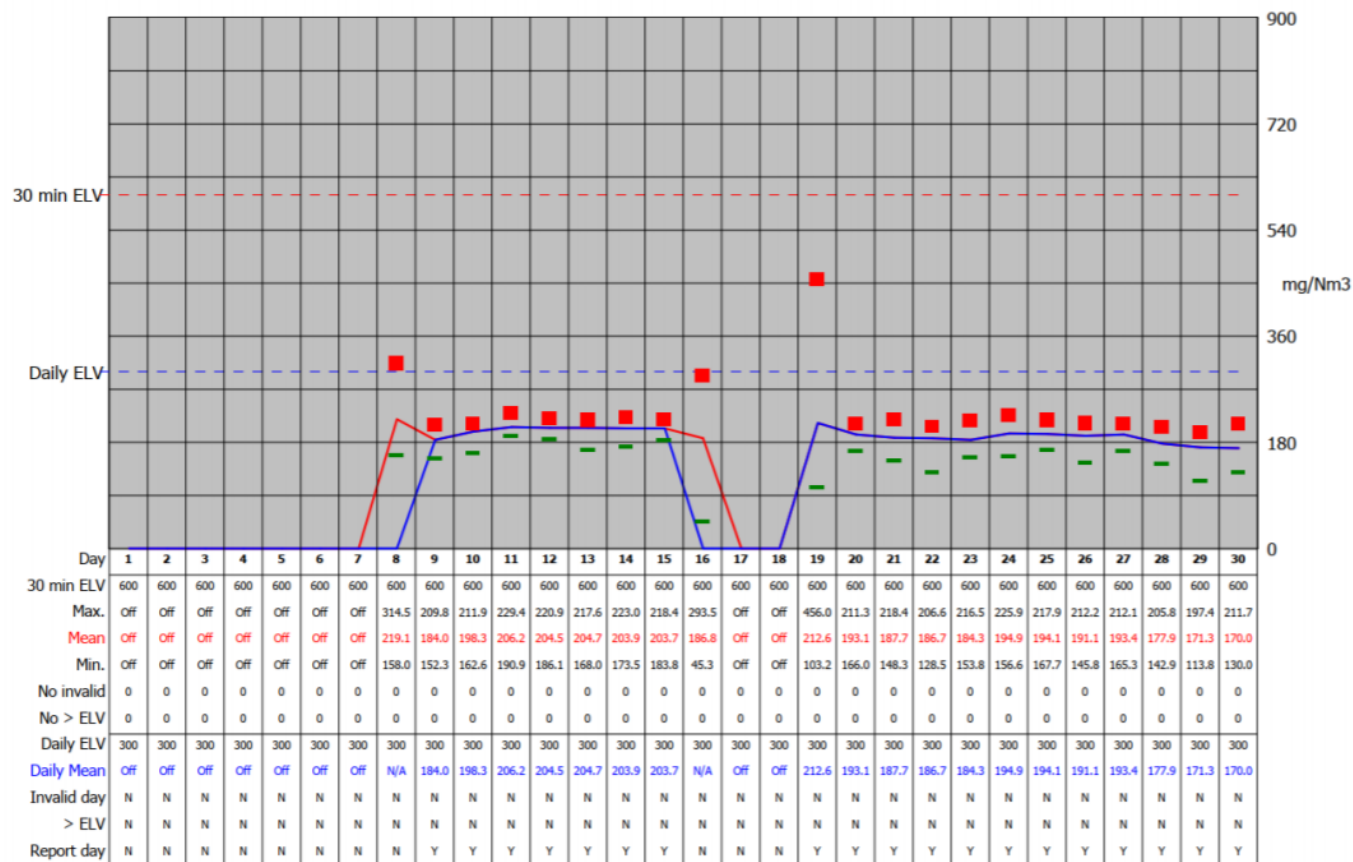
Form Number : **Air 1**

Date: **01/06/21-30/06/2021**

Reporting of Continuously Monitored Emissions to Air for NO_x, Emission Point Report for June, 2021



95th Percentile = 214.1
No. of valid averages = 959



Month summary	
30 min ELV	
Monthly max.	456.0
Monthly mean	192.9
Monthly min.	45.3
Total invalid	0
Sum > ELV	0
Daily ELV	
Monthly max	212.6
No. invalid days	0
No. > ELV	0
No. report days	19

SignedPaul Fitzsimmons.....

Date.....21/07/2021.....

(authorised to sign as representative of **Margam Green Energy Limited**)

Permit Number: **EPR/DP3137EG**


Operator: **Margam Green Energy Limited**

Facility: **Margam Green Energy Plant**

Form Number : **Air 1**

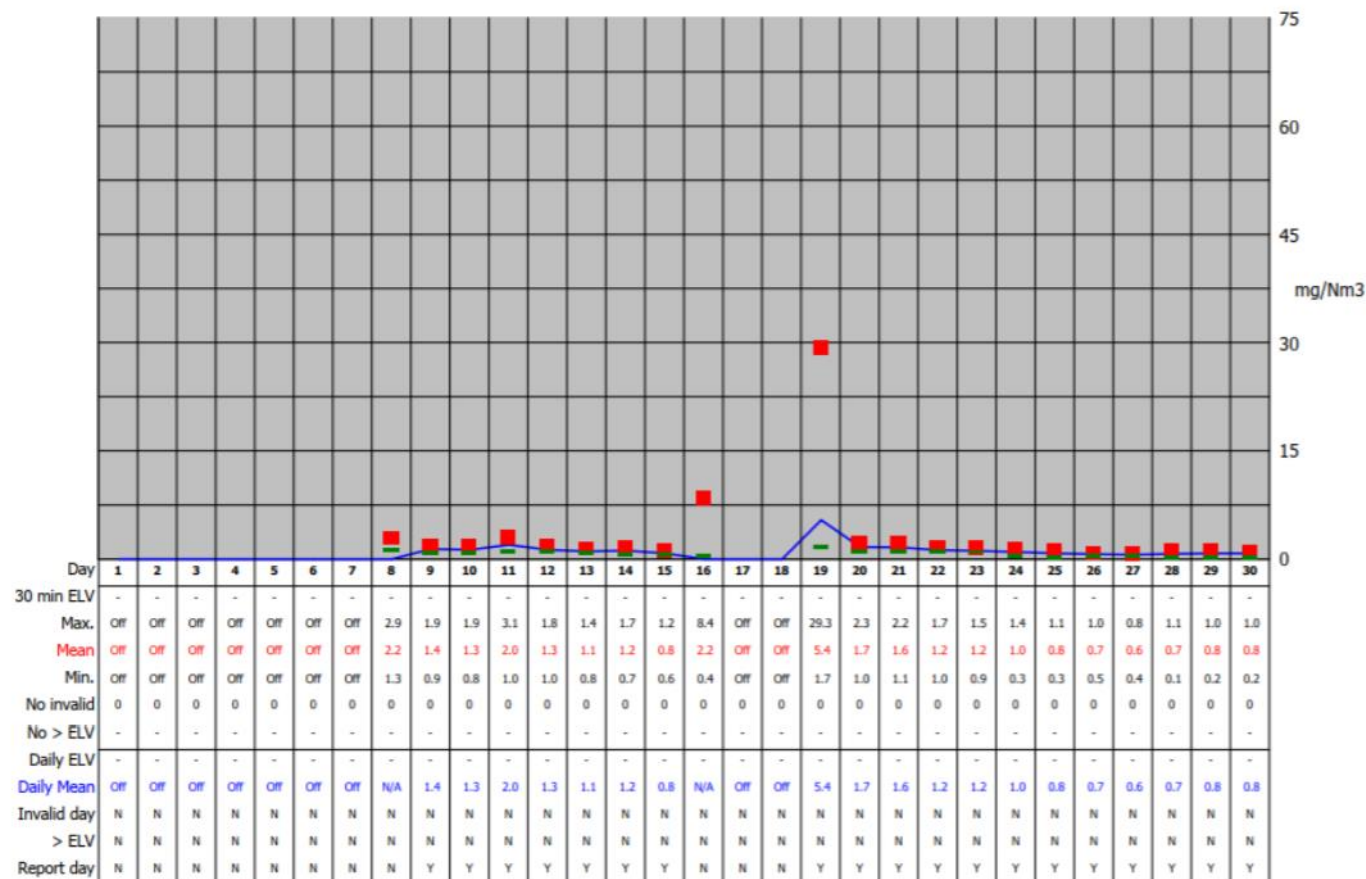
Date: **01/06/21-30/06/2021**

Reporting of Continuously Monitored Emissions to Air for NH₃, Emission Point Report for June, 2021



95th Percentile = 2.8
No. of valid averages = 959

Month summary	
30 min ELV	
Monthly max.	29.3
Monthly mean	1.4
Monthly min.	0.1
Total invalid	0
Sum > ELV	0
Daily ELV	
Monthly max	5.4
No. invalid days	0
No. > ELV	0
No. report days	19



SignedPaul Fitzsimmons.....

Date.....21/07/2021.....

(authorised to sign as representative of **Margam Green Energy Limited**)

Permit Number: **EPR/DP3137EG**

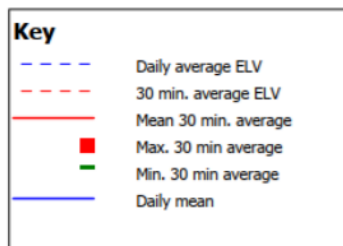
Operator: **Margam Green Energy Limited**

Facility: **Margam Green Energy Plant**

Form Number : **Air 1**

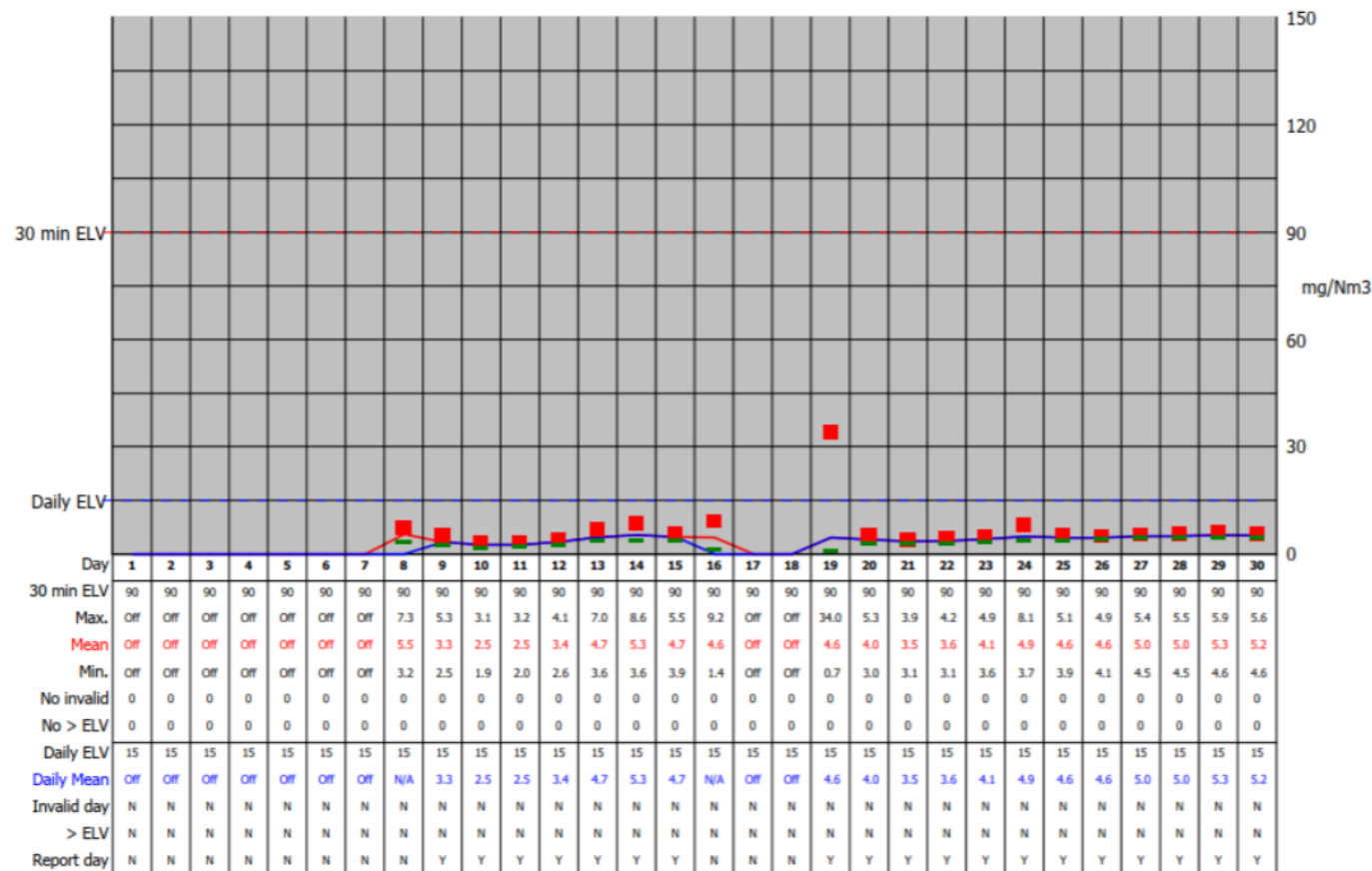
Date: **01/06/21-30/06/2021**

Reporting of Continuously Monitored Emissions to Air for HCl, Emission Point Report for June, 2021



95th Percentile = 5.8
No. of valid averages = 959

Month summary	
30 min ELV	
Monthly max.	34.0
Monthly mean	4.3
Monthly min.	0.7
Total invalid	0
Sum > ELV	0
Daily ELV	
Monthly max	5.3
No. invalid days	0
No. > ELV	0
No. report days	19



SignedPaul Fitzsimmons..... Date.....21/07/2021.....
(authorised to sign as representative of **Margam Green Energy Limited**)

Permit Number: **EPR/DP3137EG**

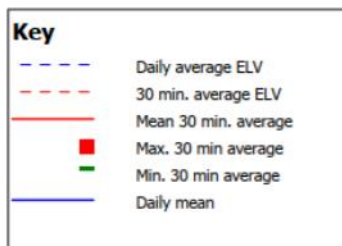
Operator: **Margam Green Energy Limited**

Facility: **Margam Green Energy Plant**

Form Number : **Air 1**

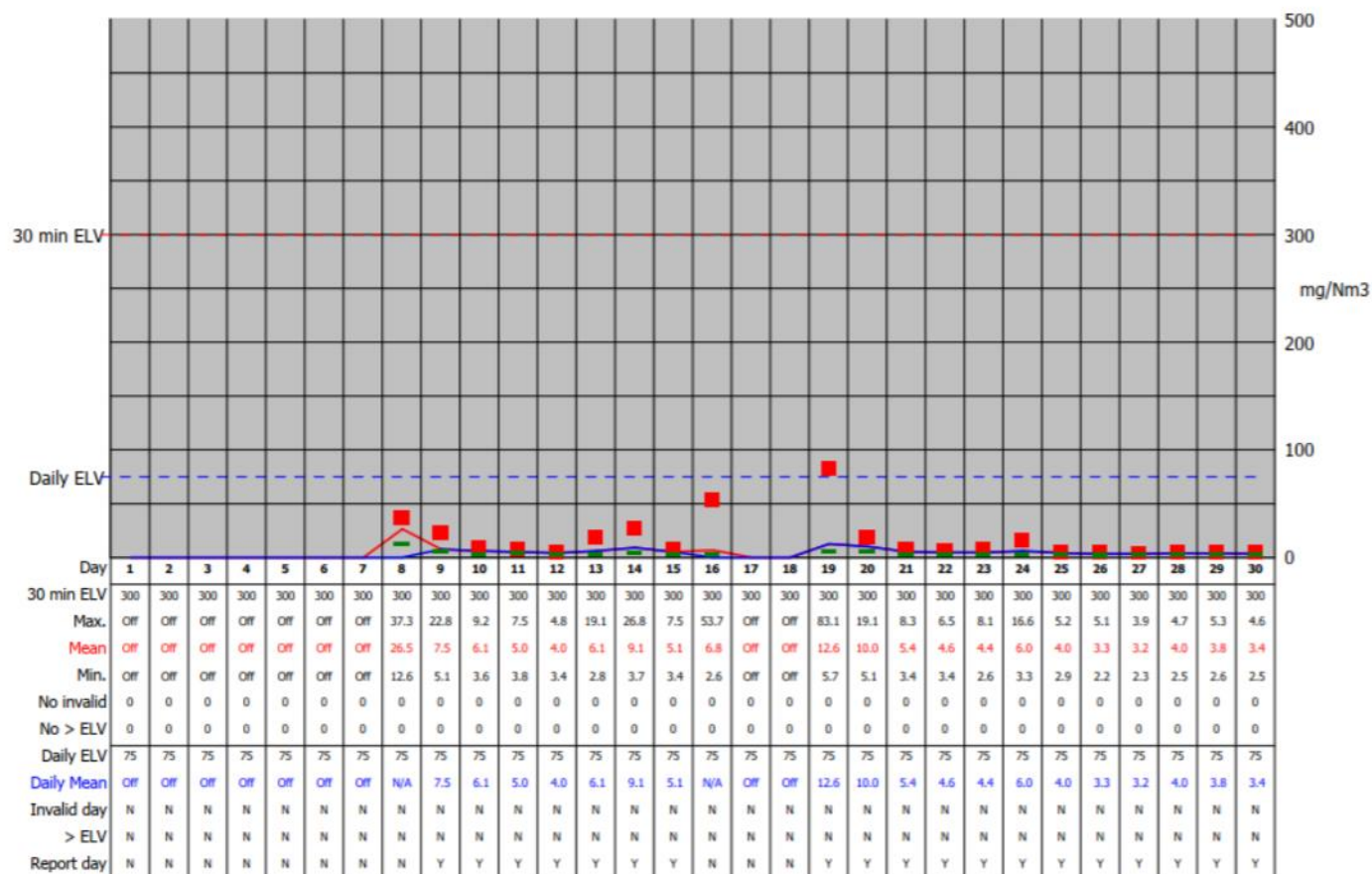
Date: **01/06/21-30/06/2021**

Reporting of Continuously Monitored Emissions to Air for SO₂, Emission Point Report for June, 2021



95th Percentile = 15.0
No. of valid averages = 959

Month summary	
30 min ELV	
Monthly max.	83.1
Monthly mean	6.0
Monthly min.	2.2
Total invalid	0
Sum > ELV	0
Daily ELV	
Monthly max	12.6
No. invalid days	0
No. > ELV	0
No. report days	19



SignedPaul Fitzsimmons.....

Date.....21/07/2021.....

(authorised to sign as representative of **Margam Green Energy Limited**)

Permit Number: **EPR/DP3137EG**

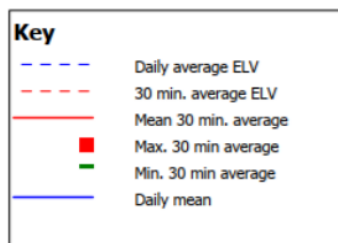
Operator: **Margam Green Energy Limited**

Facility: **Margam Green Energy Plant**

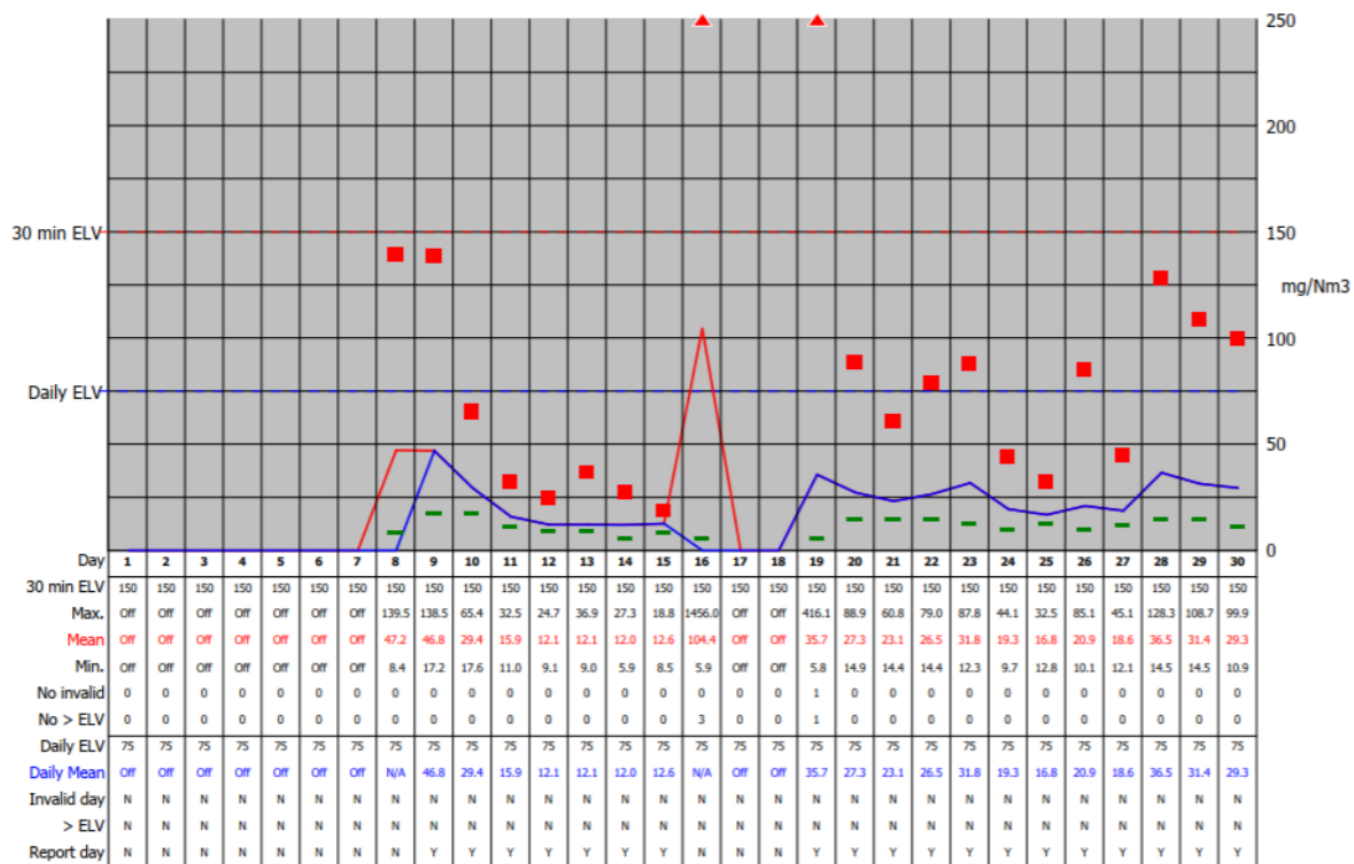
Form Number : **Air 1**

Date: **01/06/21-30/06/2021**

Reporting of Continuously Monitored Emissions to Air for CO₂, Emission Point Report for June, 2021



95th Percentile = 61.5
No. of valid averages = 956



Month summary	
30 min ELV	
Monthly max.	1456.0
Monthly mean	27.1
Monthly min.	5.8
Total invalid	1
Sum > ELV	4
Daily ELV	
Monthly max	46.8
No. invalid days	0
No. > ELV	0
No. report days	19

SignedPaul Fitzsimmons.....

Date.....21/07/2021.....

(authorised to sign as representative of **Margam Green Energy Limited**)

Permit Number: **EPR/DP3137EG**

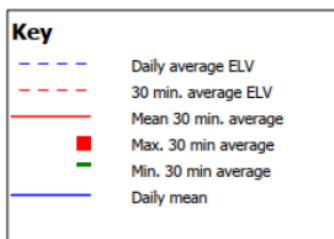
Operator: **Margam Green Energy Limited**

Facility: **Margam Green Energy Plant**

Form Number : **Air 1**

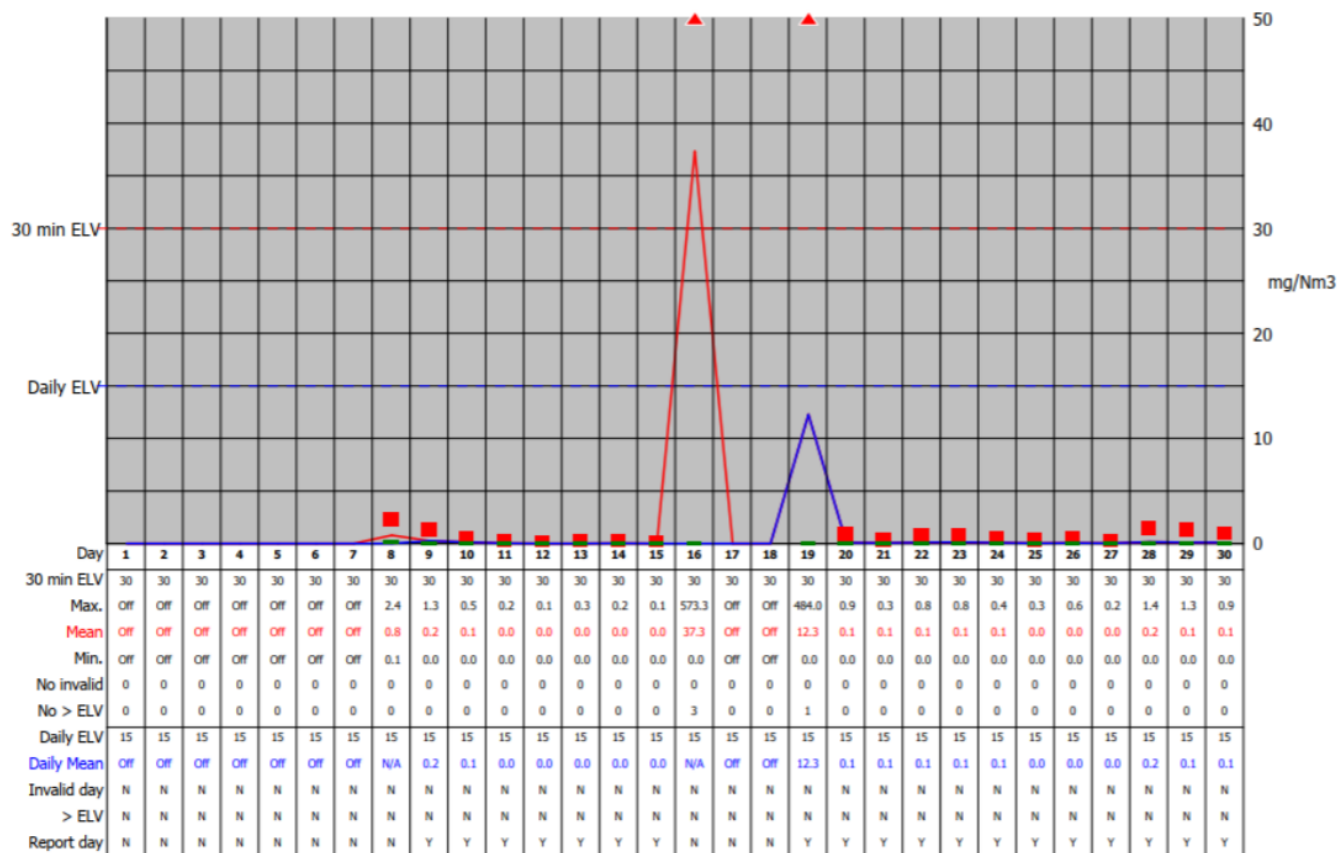
Date: **01/06/21-30/06/2021**

Reporting of Continuously Monitored Emissions to Air for TOC, Emission Point Report for June, 2021



95th Percentile = 0.6
No. of valid averages = 959

Month summary	
30 min ELV	
Monthly max.	573.3
Monthly mean	2.0
Monthly min.	0.0
Total invalid	0
Sum > ELV	4
Daily ELV	
Monthly max	12.3
No. invalid days	0
No. > ELV	0
No. report days	19



SignedPaul Fitzsimmons..... Date.....21/07/2021.....
(authorised to sign as representative of **Margam Green Energy Limited**)

Permit Number: **EPR/DP3137EG**

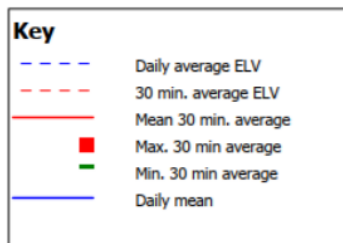
Operator: **Margam Green Energy Limited**

Facility: **Margam Green Energy Plant**

Form Number : **Air 1**

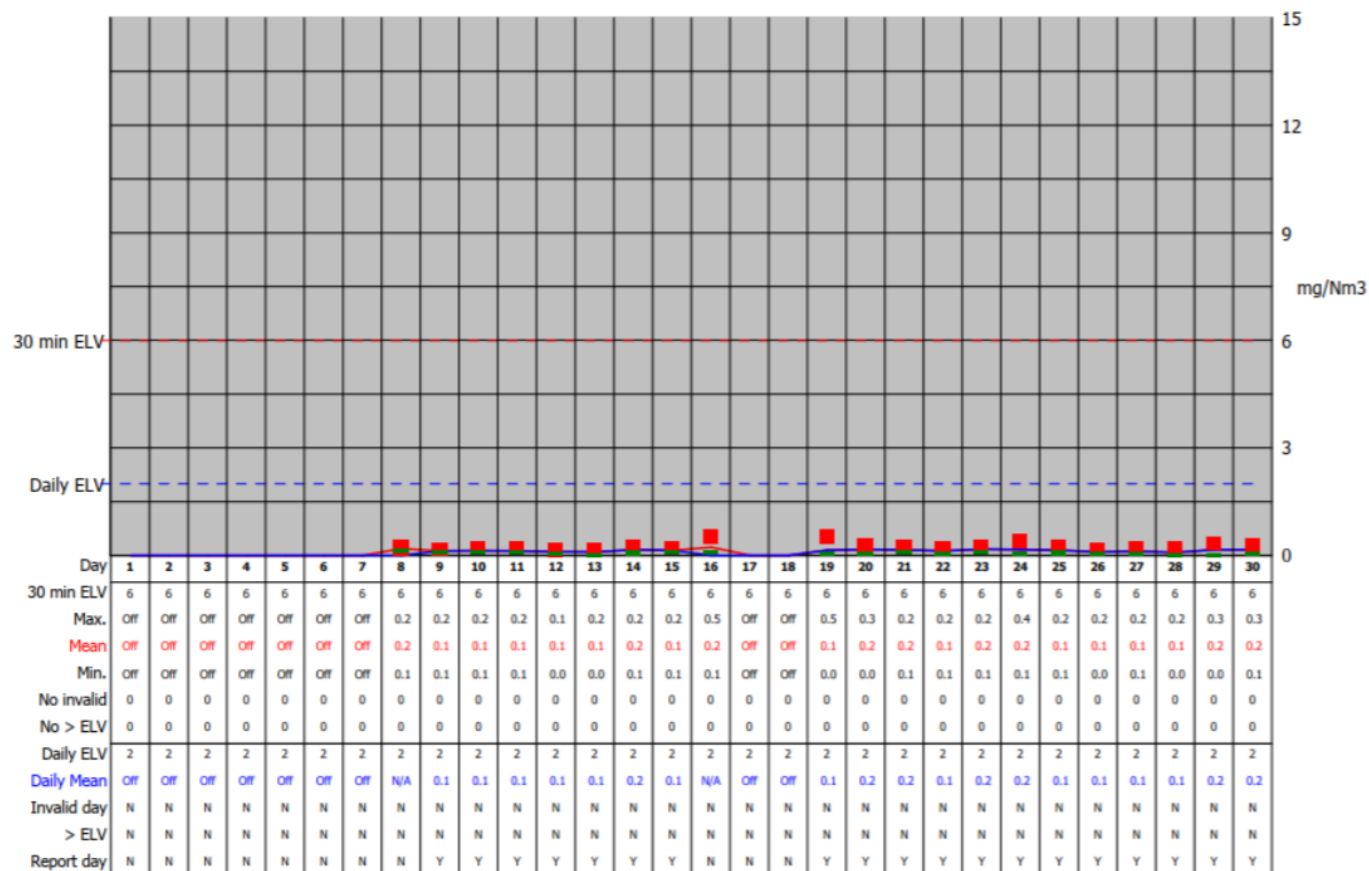
Date: **01/06/21-30/06/2021**

Reporting of Continuously Monitored Emissions to Air for HF, Emission Point Report for June, 2021



95th Percentile = 0.2
No. of valid averages = 959

Month summary	
30 min ELV	
Monthly max.	0.5
Monthly mean	0.1
Monthly min.	0.0
Total invalid	0
Sum > ELV	0
Daily ELV	
Monthly max	0.2
No. invalid days	0
No. > ELV	0
No. report days	19



SignedPaul Fitzsimmons.....

Date.....21/07/2021.....

(authorised to sign as representative of **Margam Green Energy Limited**)

Permit Number: **EPR/DP3137EG**

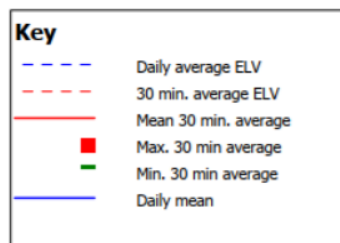
Operator: **Margam Green Energy Limited**

Facility: **Margam Green Energy Plant**

Form Number : **Air 1**

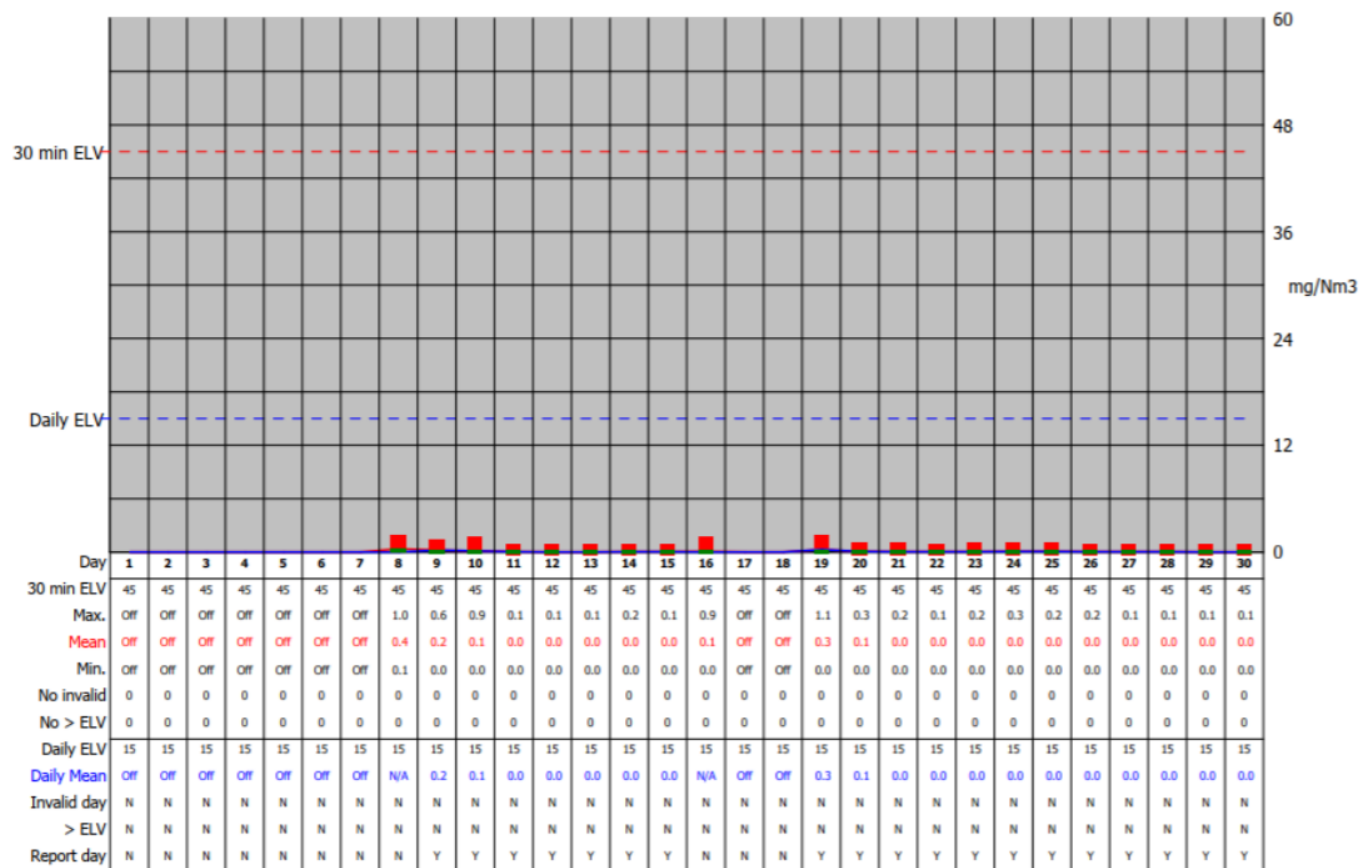
Date: **01/06/21-30/06/2021**

Reporting of Continuously Monitored Emissions to Air for Dust, Emission Point Report for June, 2021



95th Percentile = 0.3
No. of valid averages = 959

Month summary	
30 min ELV	
Monthly max.	1.1
Monthly mean	0.1
Monthly min.	0.0
Total invalid	0
Sum > ELV	0
Daily ELV	
Monthly max	0.3
No. invalid days	0
No. > ELV	0
No. report days	19



SignedPaul Fitzsimmons.....

Date.....21/07/2021.....

(authorised to sign as representative of **Margam Green Energy Limited**)

Permit Number: **EPR/DP3137EG**

Operator: **Margam Green Energy Limited**

Facility: **Margam Green Energy Plant**

Form Number : **Air 1**

Date: **01/06/21-30/06/2021**