

Permit Number: **EPR/DP3137EG**

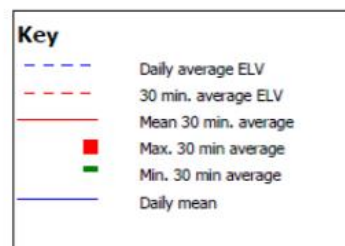
Operator: **Margam Green Energy Limited**

Facility: **Margam Green Energy Plant**

Form Number : **Air 1**

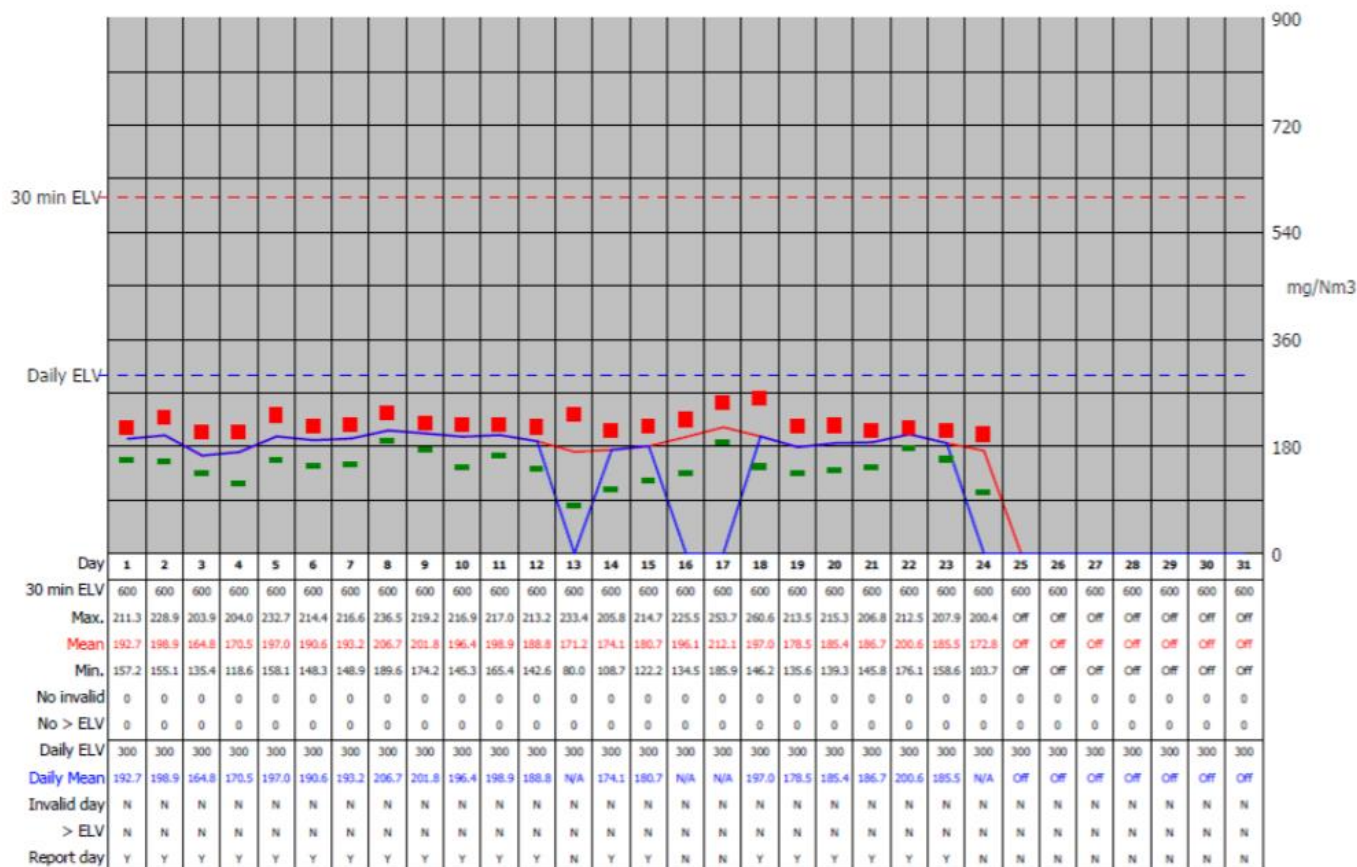
Date: **01/05/21-31/05/2021**

Reporting of Continuously Monitored Emissions to Air for NO_x, Emission Point Report for May, 2021



95th Percentile = 211.9
No. of valid averages = 1057

Month summary	
30 min ELV	
Monthly max.	260.6
Monthly mean	188.4
Monthly min.	80.0
Total invalid	0
Sum > ELV	0
Daily ELV	
Monthly max	206.7
No. invalid days	0
No. > ELV	0
No. report days	20



SignedPaul Fitzsimmons.....

Date.....21/07/2021.....

(authorised to sign as representative of **Margam Green Energy Limited**)

Permit Number: **EPR/DP3137EG**


Operator: **Margam Green Energy Limited**

Facility: **Margam Green Energy Plant**

Form Number : **Air 1**

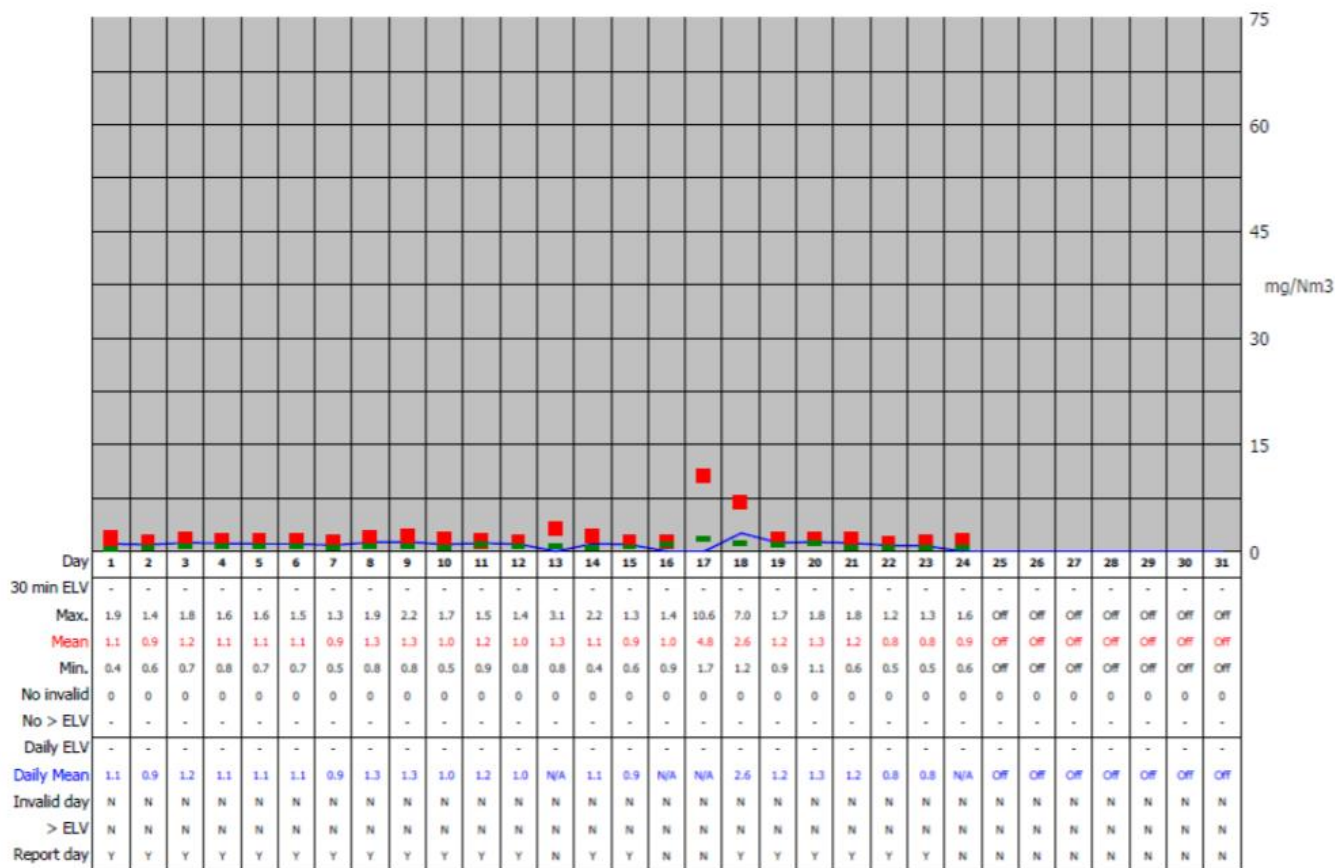
Date: **01/05/21-31/05/2021**

Reporting of Continuously Monitored Emissions to Air for NH₃, Emission Point Report for May, 2021



95th Percentile = 1.8
No. of valid averages = 1057

Month summary	
30 min ELV	
Monthly max.	10.6
Monthly mean	1.2
Monthly min.	0.4
Total invalid	0
Sum > ELV	0
Daily ELV	
Monthly max	2.6
No. invalid days	0
No. > ELV	0
No. report days	20



SignedPaul Fitzsimmons.....

Date.....21/07/2021.....

(authorised to sign as representative of **Margam Green Energy Limited**)

Permit Number: **EPR/DP3137EG**

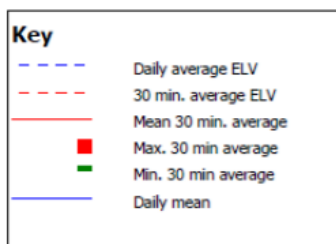
Operator: **Margam Green Energy Limited**

Facility: **Margam Green Energy Plant**

Form Number : **Air 1**

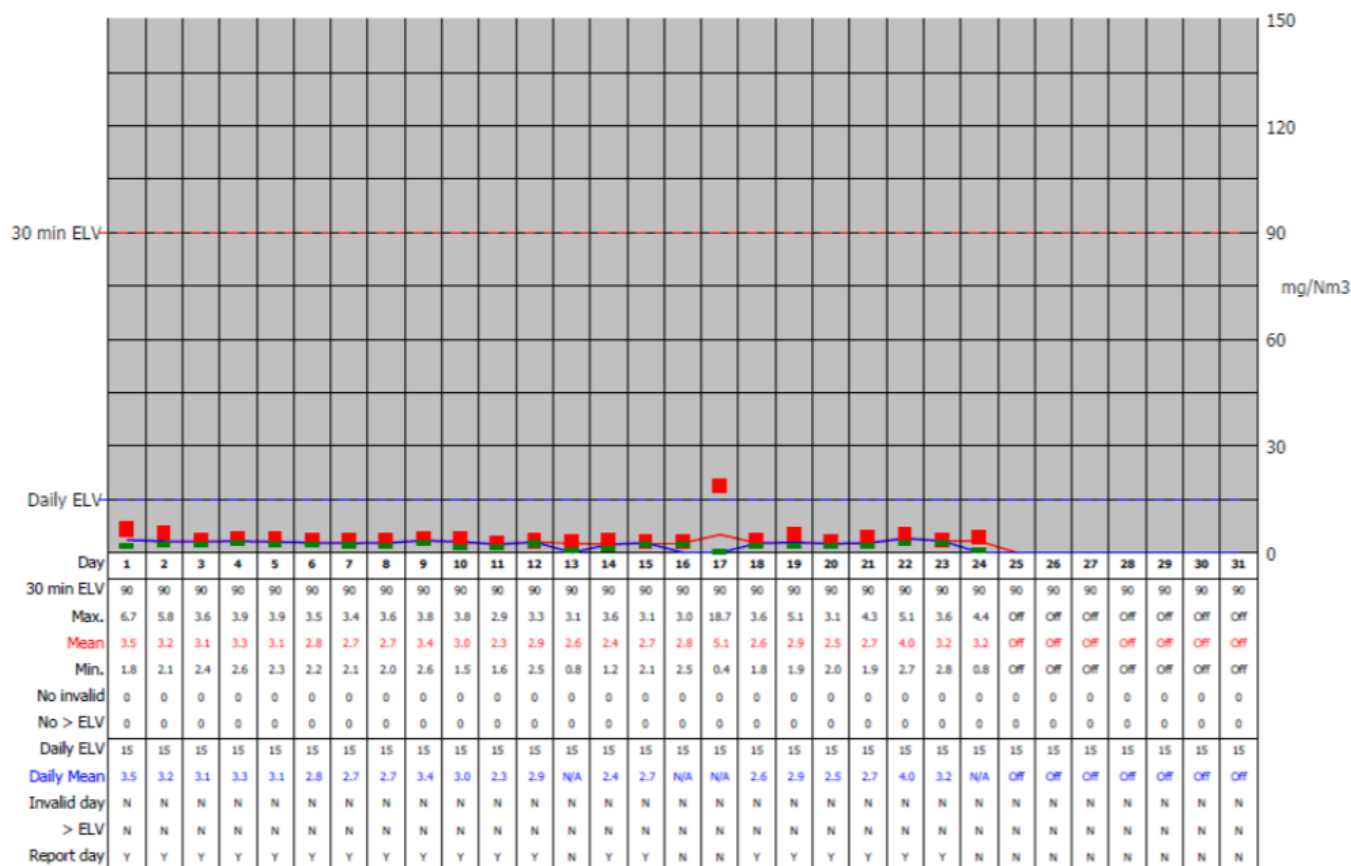
Date: **01/05/21-31/05/2021**

Reporting of Continuously Monitored Emissions to Air for HCl, Emission Point Report for May, 2021



95th Percentile = 4.0
No. of valid averages = 1057

Month summary	
30 min ELV	
Monthly max.	18.7
Monthly mean	2.9
Monthly min.	0.4
Total invalid	0
Sum > ELV	0
Daily ELV	
Monthly max	4.0
No. invalid days	0
No. > ELV	0
No. report days	20



SignedPaul Fitzsimmons.....

Date.....21/07/2021.....

(authorised to sign as representative of **Margam Green Energy Limited**)

Permit Number: **EPR/DP3137EG**

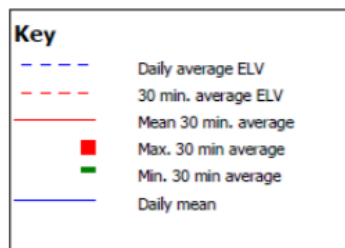
Operator: **Margam Green Energy Limited**

Facility: **Margam Green Energy Plant**

Form Number : **Air 1**

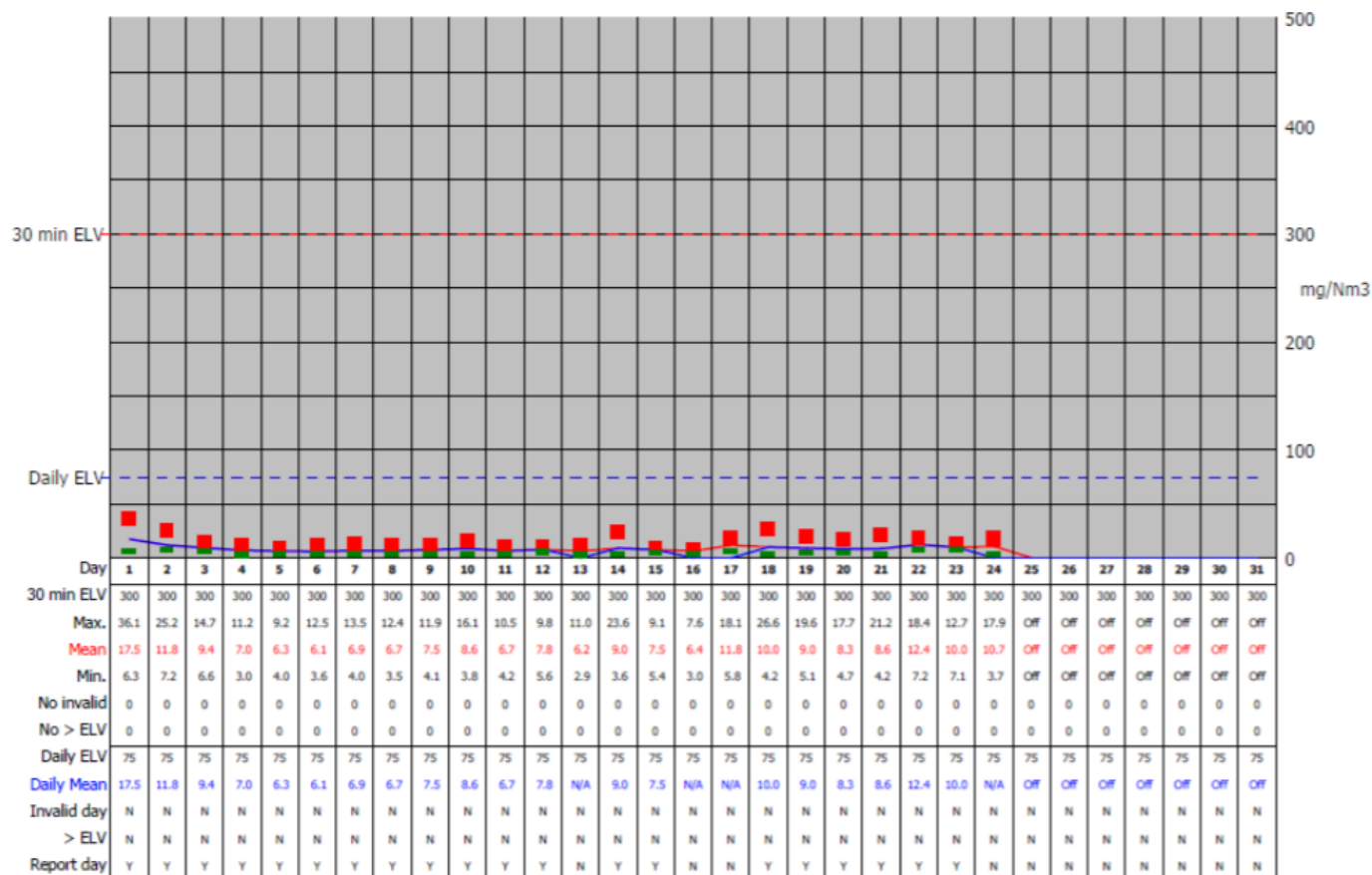
Date: **01/05/21-31/05/2021**

Reporting of Continuously Monitored Emissions to Air for SO₂, Emission Point Report for May, 2021



95th Percentile = 16.1
No. of valid averages = 1057

Month summary	
30 min ELV	
Monthly max.	36.1
Monthly mean	8.8
Monthly min.	2.9
Total invalid	0
Sum > ELV	0
Daily ELV	
Monthly max	17.5
No. invalid days	0
No. > ELV	0
No. report days	20



SignedPaul Fitzsimmons.....

Date.....21/07/2021.....

(authorised to sign as representative of **Margam Green Energy Limited**)

Permit Number: **EPR/DP3137EG**

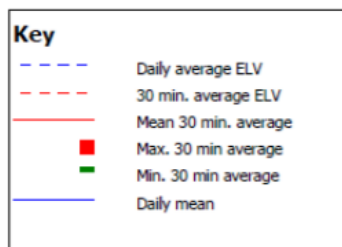
Operator: **Margam Green Energy Limited**

Facility: **Margam Green Energy Plant**

Form Number : **Air 1**

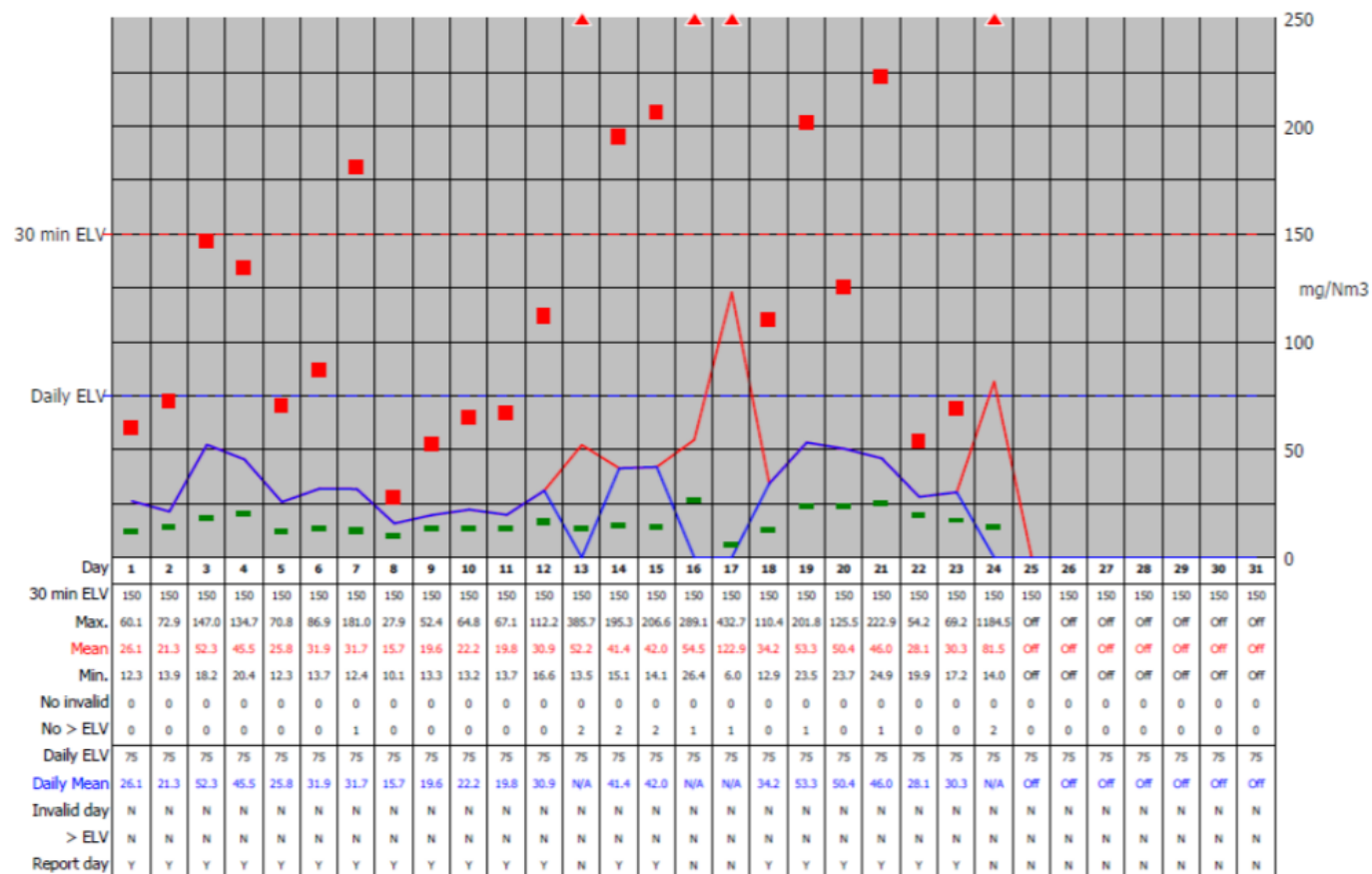
Date: **01/05/21-31/05/2021**

Reporting of Continuously Monitored Emissions to Air for CO, Emission Point Report for May, 2021



95th Percentile = 81.9
No. of valid averages = 1057

Month summary	
30 min ELV	
Monthly max.	1184.5
Monthly mean	36.4
Monthly min.	6.0
Total invalid	0
Sum > ELV	13
Daily ELV	
Monthly max	53.3
No. invalid days	0
No. > ELV	0
No. report days	20



SignedPaul Fitzsimmons.....

Date.....21/07/2021.....

(authorised to sign as representative of **Margam Green Energy Limited**)

Permit Number: **EPR/DP3137EG**

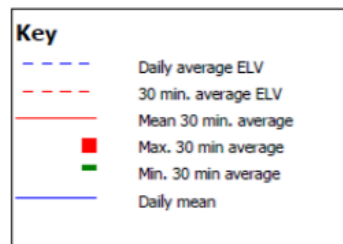
Operator: **Margam Green Energy Limited**

Facility: **Margam Green Energy Plant**

Form Number : **Air 1**

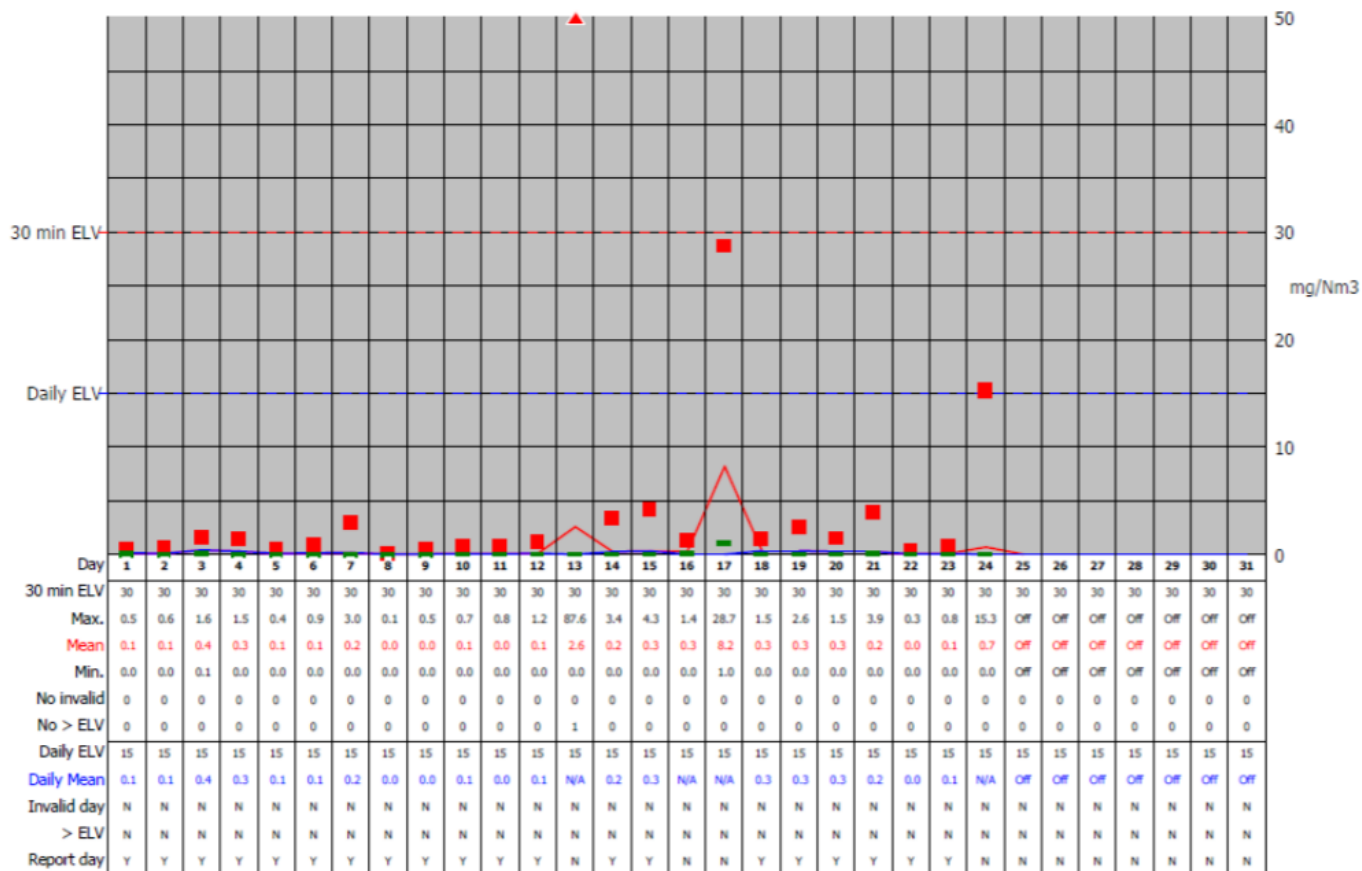
Date: **01/05/21-31/05/2021**

Reporting of Continuously Monitored Emissions to Air for TOC, Emission Point Report for May, 2021



95th Percentile = 0.8
No. of valid averages = 1057

Month summary	
30 min ELV	
Monthly max.	87.6
Monthly mean	0.3
Monthly min.	0.0
Total invalid	0
Sum > ELV	1
Daily ELV	
Monthly max	0.4
No. invalid days	0
No. > ELV	0
No. report days	20



SignedPaul Fitzsimmons.....

Date.....21/07/2021.....

(authorised to sign as representative of **Margam Green Energy Limited**)

Permit Number: **EPR/DP3137EG**

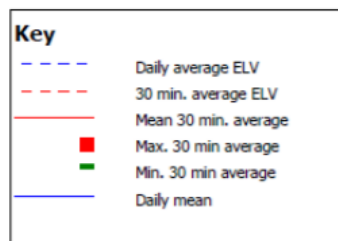
Operator: **Margam Green Energy Limited**

Facility: **Margam Green Energy Plant**

Form Number : **Air 1**

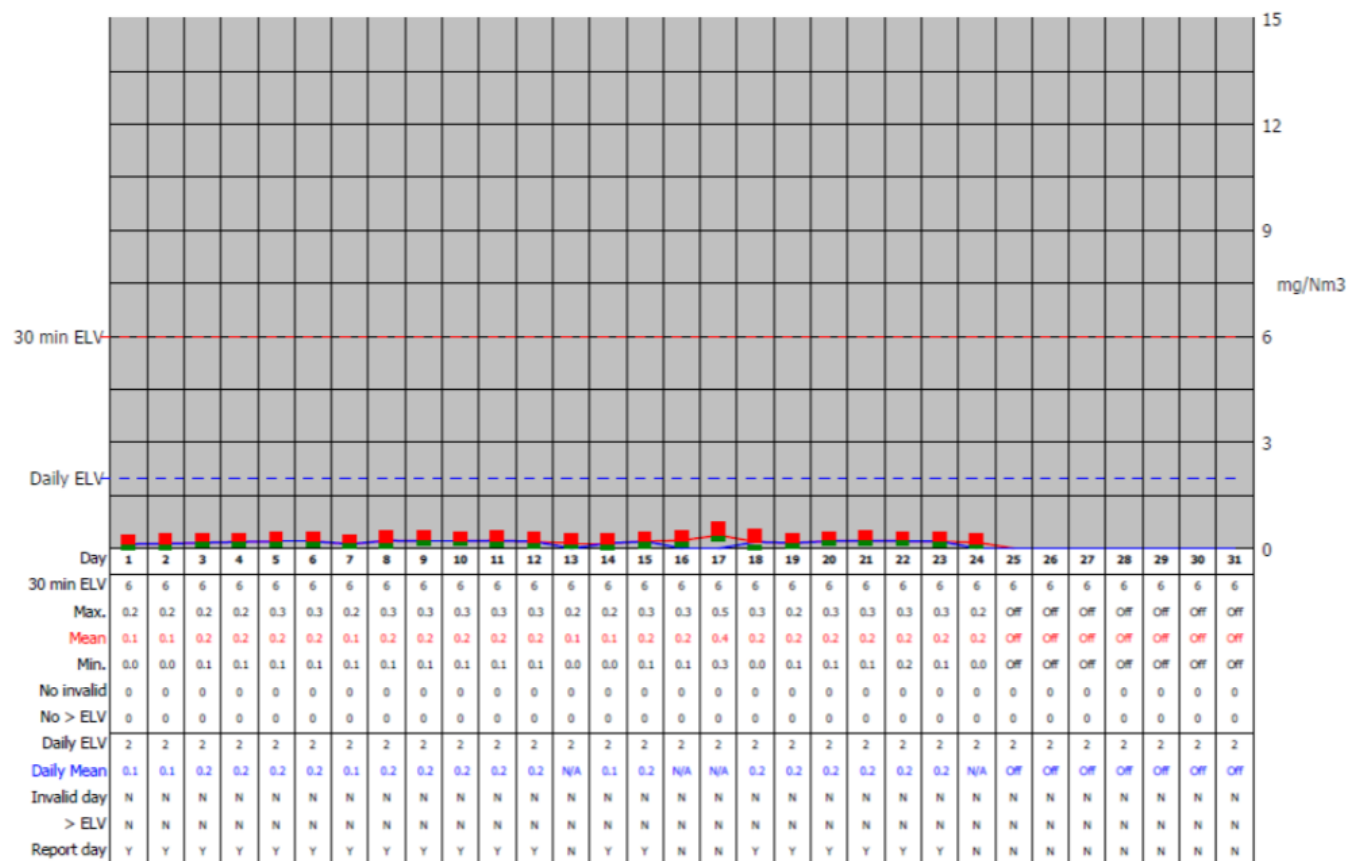
Date: **01/05/21-31/05/2021**

Reporting of Continuously Monitored Emissions to Air for HF, Emission Point Report for May, 2021



95th Percentile = 0.3
No. of valid averages = 1057

Month summary	
30 min ELV	
Monthly max.	0.5
Monthly mean	0.2
Monthly min.	0.0
Total invalid	0
Sum > ELV	0
Daily ELV	
Monthly max	0.2
No. invalid days	0
No. > ELV	0
No. report days	20



SignedPaul Fitzsimmons.....

Date.....21/07/2021.....

(authorised to sign as representative of **Margam Green Energy Limited**)

Permit Number: **EPR/DP3137EG**

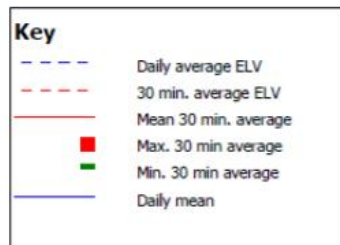
Operator: **Margam Green Energy Limited**

Facility: **Margam Green Energy Plant**

Form Number : **Air 1**

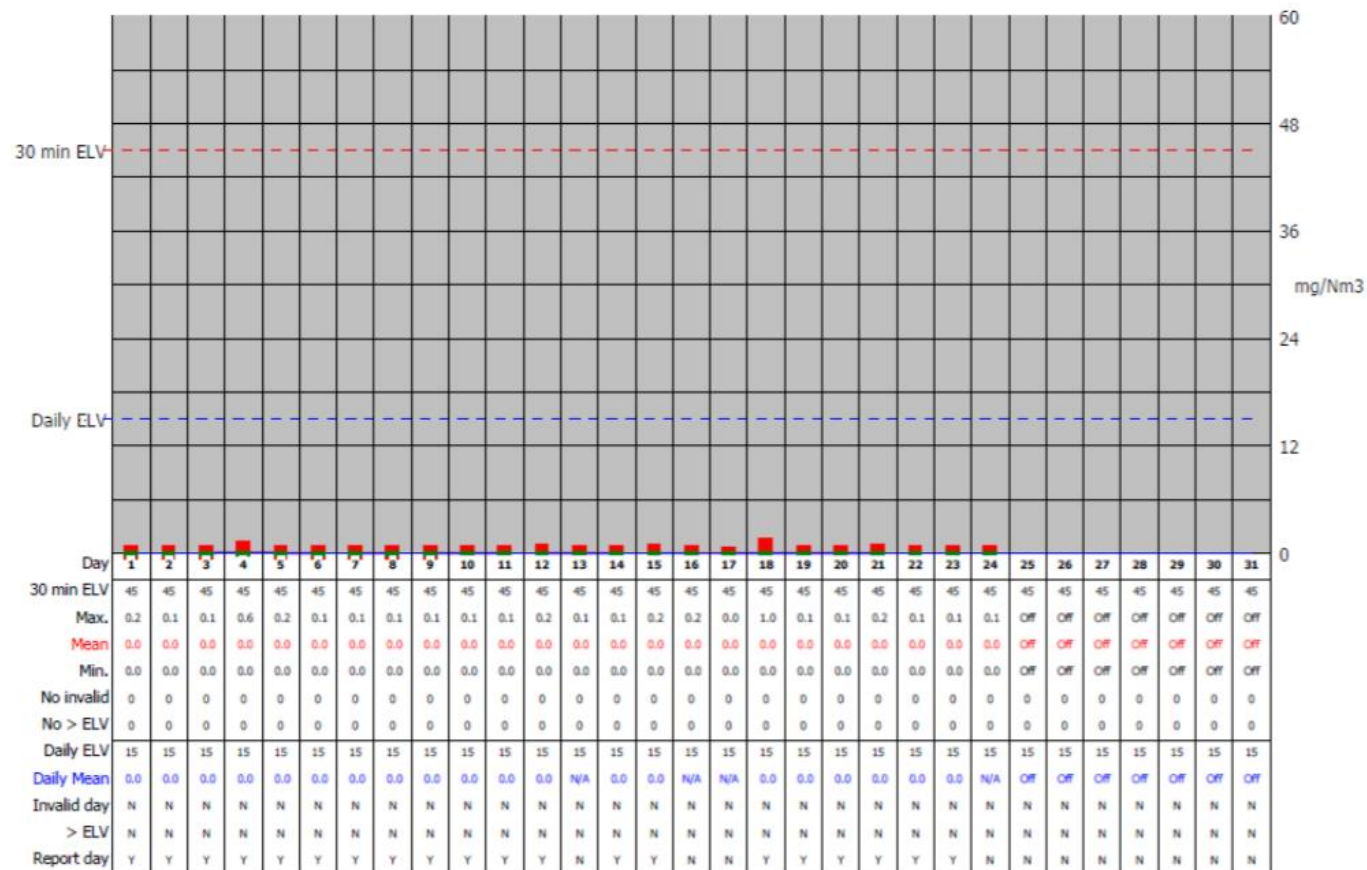
Date: **01/05/21-31/05/2021**

Reporting of Continuously Monitored Emissions to Air for Dust, Emission Point Report for May, 2021



95th Percentile = 0.1
No. of valid averages = 1057

Month summary	
30 min ELV	
Monthly max.	1.0
Monthly mean	0.0
Monthly min.	0.0
Total invalid	0
Sum > ELV	0
Daily ELV	
Monthly max	0.0
No. invalid days	0
No. > ELV	0
No. report days	20



SignedPaul Fitzsimmons.....

Date.....21/07/2021.....

(authorised to sign as representative of **Margam Green Energy Limited**)

Permit Number: **EPR/DP3137EG**

Operator: **Margam Green Energy Limited**

Facility: **Margam Green Energy Plant**

Form Number : **Air 1**

Date: **01/05/21-31/05/2021**