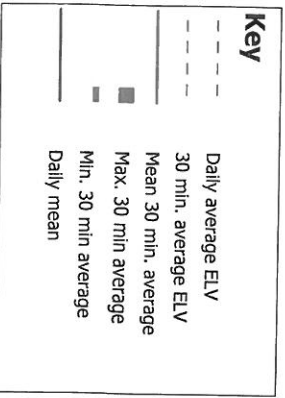


Huntsman
Llanelli Plant

BV4223IE
Bynea Organic Chemicals

Reporting of Continuously Monitored Emissions to Air for Dust, Emission Point Incinerator for Jan, 2021



95th Percentile = n/a
No. of valid averages = 1

Month summary	
30 min ELV	
Monthly max.	0.0
Monthly mean	0.0
Monthly min.	0.0
Total invalid	1094
Sum > ELV	0
Daily ELV	
Monthly max	0.0
No. invalid days	24
No. > ELV	0
No. report days	26

Day	30 min ELV		Max.	Mean	Min.	No invalid	No > ELV	Daily ELV	Daily Mean	Invalid day > ELV	Report day
	1	2									
1	30	30	-	0.0	-	48	0	30	0.0	Y	Y
2	30	30	-	0.0	-	44	0	30	0.0	Y	Y
3	30	30	-	0.0	-	44	0	30	0.0	Y	Y
4	30	30	-	0.0	-	41	0	30	0.0	Y	Y
5	30	30	-	0.0	-	48	0	30	0.0	Y	Y
6	30	30	-	0.0	-	5	0	30	0.0	Y	Y
7	30	30	Off	Off	Off	0	0	30	Off	N	N
8	30	30	Off	Off	Off	0	0	30	Off	N	N
9	30	30	Off	Off	Off	0	0	30	Off	N	N
10	30	30	Off	Off	Off	0	0	30	Off	N	N
11	30	30	-	0.0	-	44	0	30	0.0	Y	Y
12	30	30	-	0.0	-	48	0	30	0.0	Y	Y
13	30	30	0.0	0.0	-	0	0	30	0.0	Y	Y
14	30	30	-	0.0	-	48	0	30	0.0	Y	Y
15	30	30	-	0.0	-	48	0	30	0.0	Y	Y
16	30	30	-	0.0	-	48	0	30	0.0	Y	Y
17	30	30	-	0.0	-	40	0	30	0.0	Y	Y
18	30	30	Off	Off	Off	0	0	30	Off	N	N
19	30	30	-	0.0	-	45	0	30	0.0	Y	Y
20	30	30	-	0.0	-	35	0	30	0.0	Y	Y
21	30	30	-	0.0	-	48	0	30	0.0	Y	Y
22	30	30	-	0.0	-	39	0	30	0.0	Y	Y
23	30	30	-	0.0	-	48	0	30	0.0	Y	Y
24	30	30	-	0.0	-	42	0	30	0.0	Y	Y
25	30	30	-	0.0	-	43	0	30	0.0	Y	Y
26	30	30	-	0.0	-	48	0	30	0.0	Y	Y
27	30	30	-	0.0	-	48	0	30	0.0	Y	Y
28	30	30	-	0.0	-	48	0	30	0.0	Y	Y
29	30	30	-	0.0	-	48	0	30	0.0	Y	Y
30	30	30	-	0.0	-	48	0	30	0.0	Y	Y
31	30	30	-	0.0	-	48	0	30	0.0	Y	Y

This report contains repaired data, see additional sheet.

Signature

(Authorised to sign as representative of Operator)

Date

26/01/21

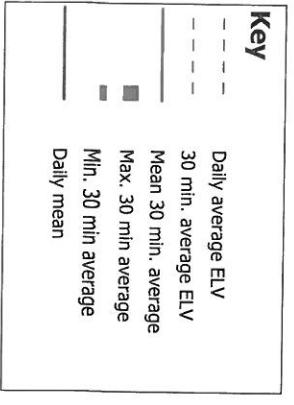


MERCERTS
THE INTERNATIONAL ASSOCIATION
OF CERTIFICATION BODIES
FOR THE ENVIRONMENT

Huntsman
Llanelli Plant


BV4223IE
Bynea Organic Chemicals

Reporting of Continuously Monitored Emissions to Air for NO_x, Emission Point Incinerator for Jan, 2021



95th Percentile = 44.7
No. of valid averages = 1143

Month summary	
30 min ELV	
Monthly max.	100.0
Monthly mean	9.3
Monthly min.	-0.3
Total Invalidd	0
Sum > ELV	0
Daily ELV	
Monthly max	69.8
No. invalid days	0
No. > ELV	0
No. report days	26



Data is as processed without repairs.

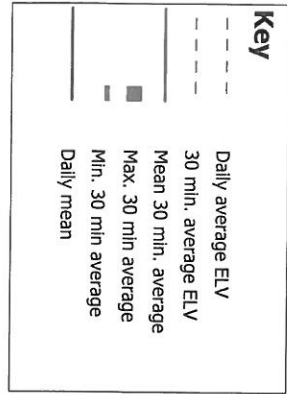
Signature S. Williams
(authorised to sign as representative of Operator)
Date 20/03/21



Huntsman
Llanelli Plant

BV4223IE
Bynea Organic Chemicals


Reporting of Continuously Monitored Emissions to Air for VOC, Emission Point Incinerator for Jan, 2021



95th Percentile = 3.6
No. of valid averages = 1143

Month summary

30 min ELV	
Monthly max.	6.7
Monthly mean	0.9
Monthly min.	0.4
Total Invalid	0
Sum > ELV	0
Daily ELV	
Monthly max	4.1
No. invalid days	0
No. > ELV	0
No. report days	26



Data is as processed without repairs.

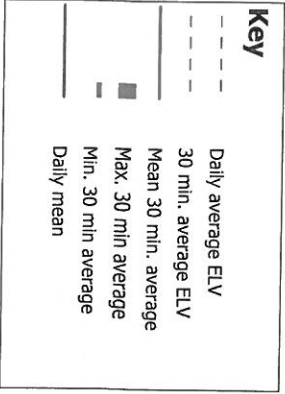


Signature [Signature]
(authorised to sign as representative of Operator)
Date 20/02/21

Huntsman
Llanelli Plant


BV4223IE
Bynea Organic Chemicals

Reporting of Continuously Monitored Emissions to Air for CO, Emission Point Incinerator for Jan, 2021



95th Percentile = 3.4
No. of valid averages = 1143

Month summary	
30 min ELV	
Monthly max.	53.8
Monthly mean	2.1
Monthly min.	1.3
Total invalid	0
Sum > ELV	0
Daily ELV	
Monthly max	10.9
No. invalid days	0
No. > ELV	0
No. report days	26



Data is as processed without repairs.

Signature *R. King*

(authorised to sign as representative of Operator)

Date 20/07/21

