


TYPICAL SECTION FROM CH200 - 1100  
SCALE 1:250



TYPICAL SECTION FROM CH1100 - 2000  
SCALE 1:250

- NOTES
1. ALL LEVELS IN METRES ABOVE ORDNANCE DATUM.
  2. FOR CONCRETE ARMOUR UNITS DIMENSIONS, REFER TO PB9014\_RHD\_BW\_XX\_DR\_C\_0066 AND PB9014\_RHD\_BW\_XX\_DR\_C\_0067.
  3. FOR CONCRETE ARMOUR PLACING PATTERNS/TOLERANCES, REFER TO PB9014\_RHD\_BW\_XX\_DR\_C\_0065
  4. MOUND TO BE REPROFILED TO SMOOTH HUMPS/HOLLOWES EXCEEDING 500mm

FOR TENDER

P03	27.07.20	ISSUED FOR TENDER	GB	PS	AS
P02	11.02.20	ISSUED FOR TENDER	DD	PS	NC
P01	06.12.19	ISSUED FOR TENDER	DD	PS	NC
REV	DATE	DESCRIPTION	BY	CHK	APP

REVISIONS

CLIENT



PROJECT


HOLYHEAD BREAKWATER  
REFURBISHMENT

TITLE

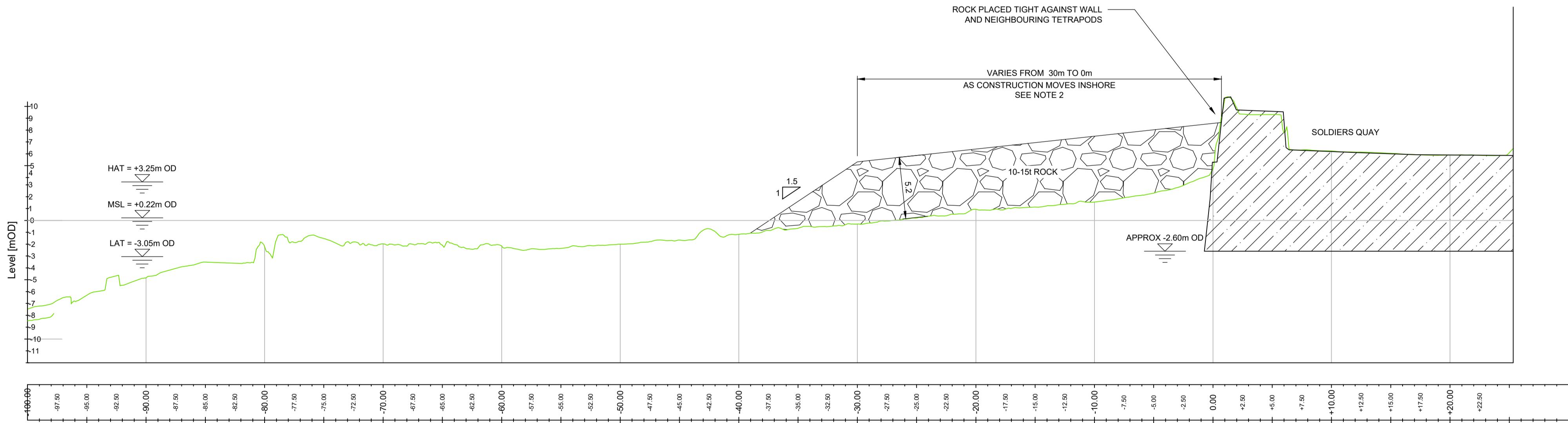
TRUNK SECTIONS:  
CH 200 TO 2000m



DRAWN	GB	CHECKED	PS	APPROVED	AS
DATE	27.07.20	SCALE	1:250	REF.	
DRAWING No.	PB9014-RHD-BW-XX-DR-C-0083	SUITABILITY	S2	REVISION	P02



TYPICAL SECTION FROM CH2000 - 2150  
SCALE 1:250



TYPICAL SECTION FOR TIE IN AT BREAKWATER ROOT: CH2150 - 2170m  
SCALE 1:250

- NOTES
- ALL LEVELS IN METRES ABOVE ORDNANCE DATUM.
  - FOR CONCRETE ARMOUR UNITS DIMENSIONS, REFER TO PB9014\_RHD\_BW\_XX\_DR\_C\_0066 AND PB9014\_RHD\_BW\_XX\_DR\_C\_0067.
  - FOR CONCRETE ARMOUR PLACING PATTERNS/TOLERANCES, REFER TO PB9014\_RHD\_BW\_XX\_DR\_C\_0065
  - STONE REGULATING LAYER TO BE PLACED TO SMOOTH HUMPS/HOLLOWS EXCEEDING 200mm

FOR TENDER

P03	27.07.20	ISSUED FOR TENDER	GB	PS	AS
P02	11.02.20	ISSUED FOR TENDER	DO	PS	NC
P01	06.12.19	ISSUED FOR TENDER	DO	PS	NC
REV	DATE	DESCRIPTION	BY	CHK	APP

REVISIONS

CLIENT



PROJECT

HOLYHEAD BREAKWATER  
REFURBISHMENT

TITLE

TRUNK SECTIONS:  
CH 2000 TO 2170m



DRAWN	GB	CHECKED	PS	APPROVED	AS
DATE	27.02.20	SCALE	1:250	REF.	
DRAWING No.	PB9014-RHD-BW-XX-DR-C-0084	SUITABILITY	S2	REVISION	P02