

Permit Number: **EPR/DP3137EG**

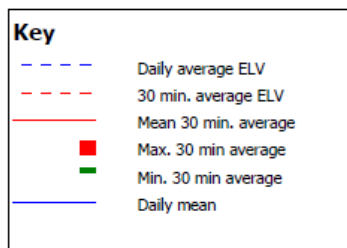
Operator: **Margam Green Energy Limited**

Facility: **Margam Green Energy Plant**

Form Number : **Air 1**

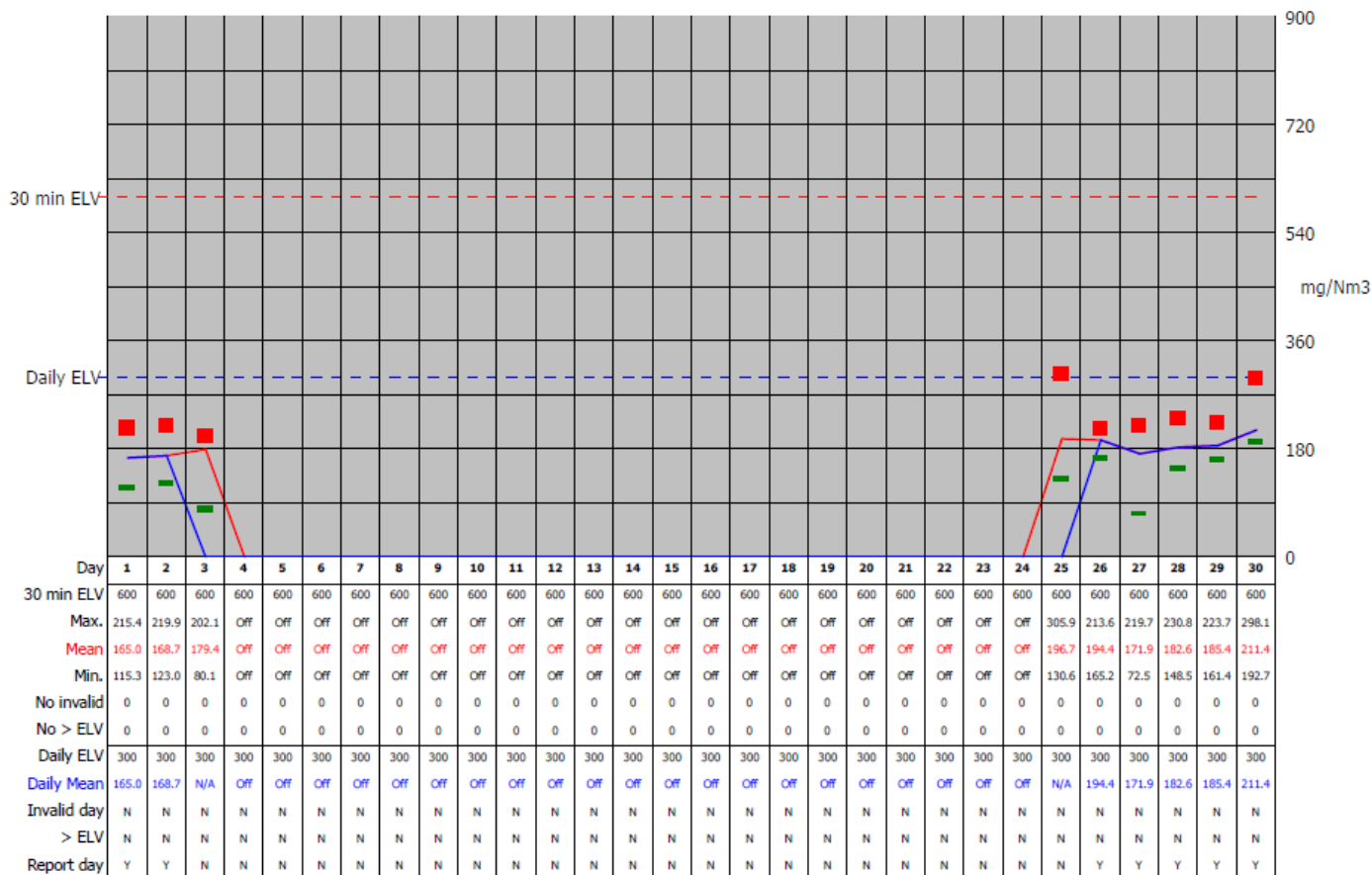
Date: **01/09/21-30/09/2021**

Reporting of Continuously Monitored Emissions to Air for NO_x, Emission Point Report for September, 2021



95th Percentile = 213.3
No. of valid averages = 383

Month summary		
30 min ELV		
Monthly max.	305.9	
Monthly mean	183.3	
Monthly min.	72.5	
Total invalid	0	
Sum > ELV	0	
Daily ELV		
Monthly max	211.4	
No. invalid days	0	
No. > ELV	0	
No. report days	7	



SignedPaul Fitzsimmons.....

Date.....29/10/2021.....

(authorised to sign as representative of **Margam Green Energy Limited**)

Permit Number: **EPR/DP3137EG**

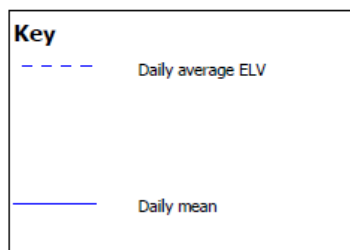
Operator: **Margam Green Energy Limited**

Facility: **Margam Green Energy Plant**

Form Number : **Air 1**


Date: **01/09/21-30/09/2021**

Reporting of Continuously Monitored Emissions to Air for NH₃, Emission Point Report for September, 2021



95th Percentile = 2.5
No. of valid averages = 383

Month summary	
30 min ELV	
Monthly max.	6.4
Monthly mean	1.4
Monthly min.	0.4
Total invalid	0
Sum > ELV	0
Daily ELV	
Monthly max	1.9
No. invalid days	0
No. > ELV	0
No. report days	7



SignedPaul Fitzsimmons.....

Date.....29/10/2021.....

(authorised to sign as representative of **Margam Green Energy Limited**)

Permit Number: **EPR/DP3137EG**

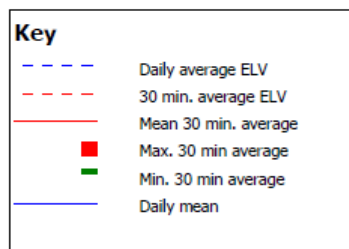
Operator: **Margam Green Energy Limited**

Facility: **Margam Green Energy Plant**

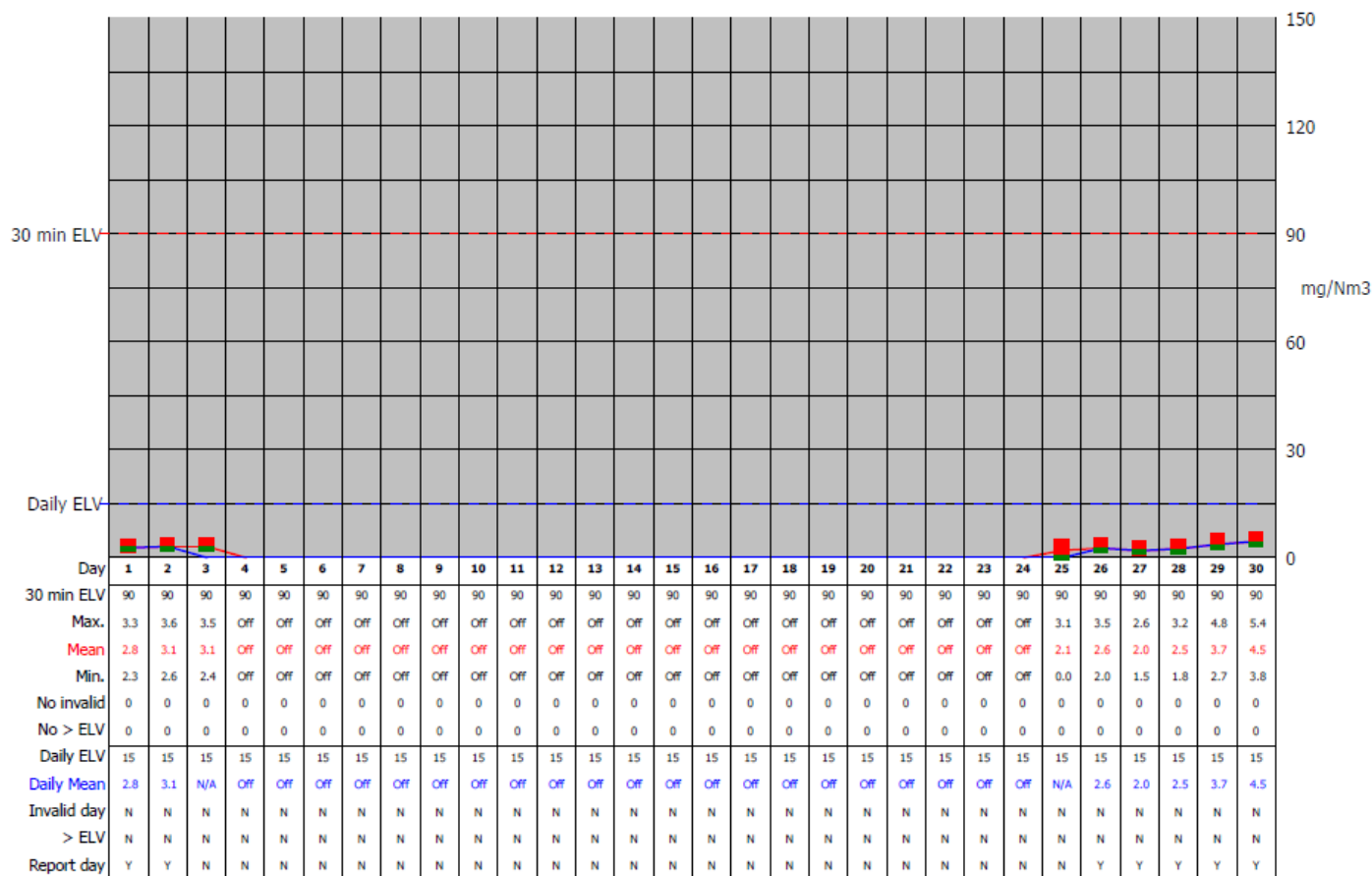
Form Number : **Air 1**

Date: **01/09/21-30/09/2021**

Reporting of Continuously Monitored Emissions to Air for HCl, Emission Point Report for September, 2021



95th Percentile = 4.6
No. of valid averages = 383



Month summary		
30 min ELV		
Monthly max.	5.4	
Monthly mean	3.0	
Monthly min.	0.0	
Total invalid	0	
Sum > ELV	0	
Daily ELV		
Monthly max	4.5	
No. invalid days	0	
No. > ELV	0	
No. report days	7	

SignedPaul Fitzsimmons.....

Date.....29/10/2021.....

(authorised to sign as representative of **Margam Green Energy Limited**)

Permit Number: **EPR/DP3137EG**

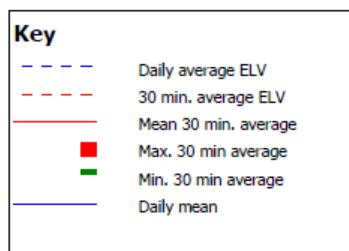
Operator: **Margam Green Energy Limited**

Facility: **Margam Green Energy Plant**

Form Number : **Air 1**

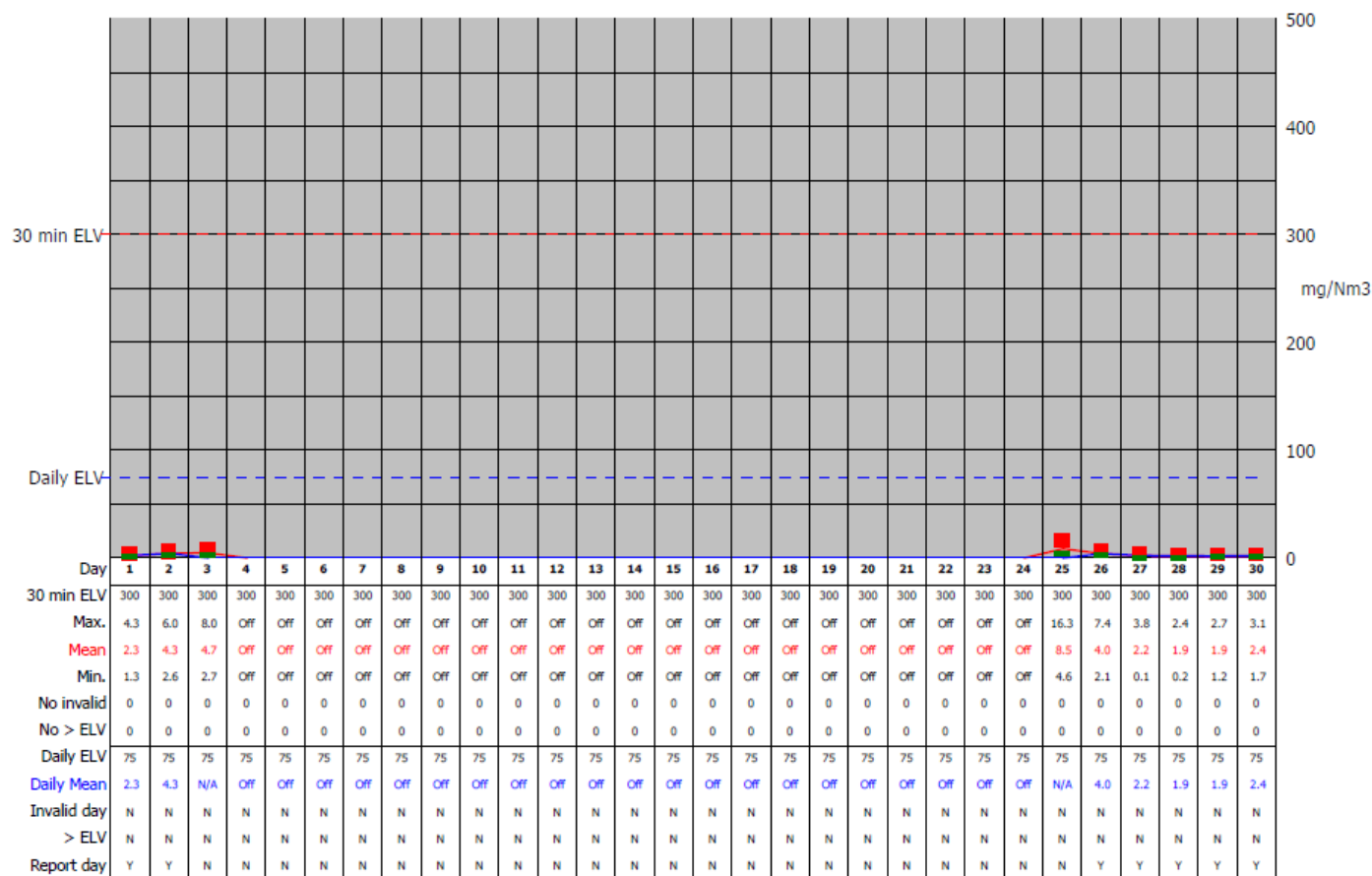
Date: **01/09/21-30/09/2021**

Reporting of Continuously Monitored Emissions to Air for SO₂ , Emission Point Report for September, 2021



95th Percentile = 6.9
No. of valid averages = 383

Month summary	
30 min ELV	
Monthly max.	16.3
Monthly mean	3.2
Monthly min.	0.1
Total invalid	0
Sum > ELV	0
Daily ELV	
Monthly max	4.3
No. invalid days	0
No. > ELV	0
No. report days	7



SignedPaul Fitzsimmons.....

Date.....29/10/2021.....

(authorised to sign as representative of **Margam Green Energy Limited**)

Permit Number: **EPR/DP3137EG**

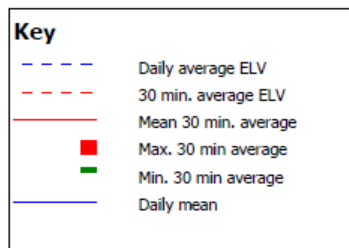
Operator: **Margam Green Energy Limited**

Facility: **Margam Green Energy Plant**

Form Number : **Air 1**

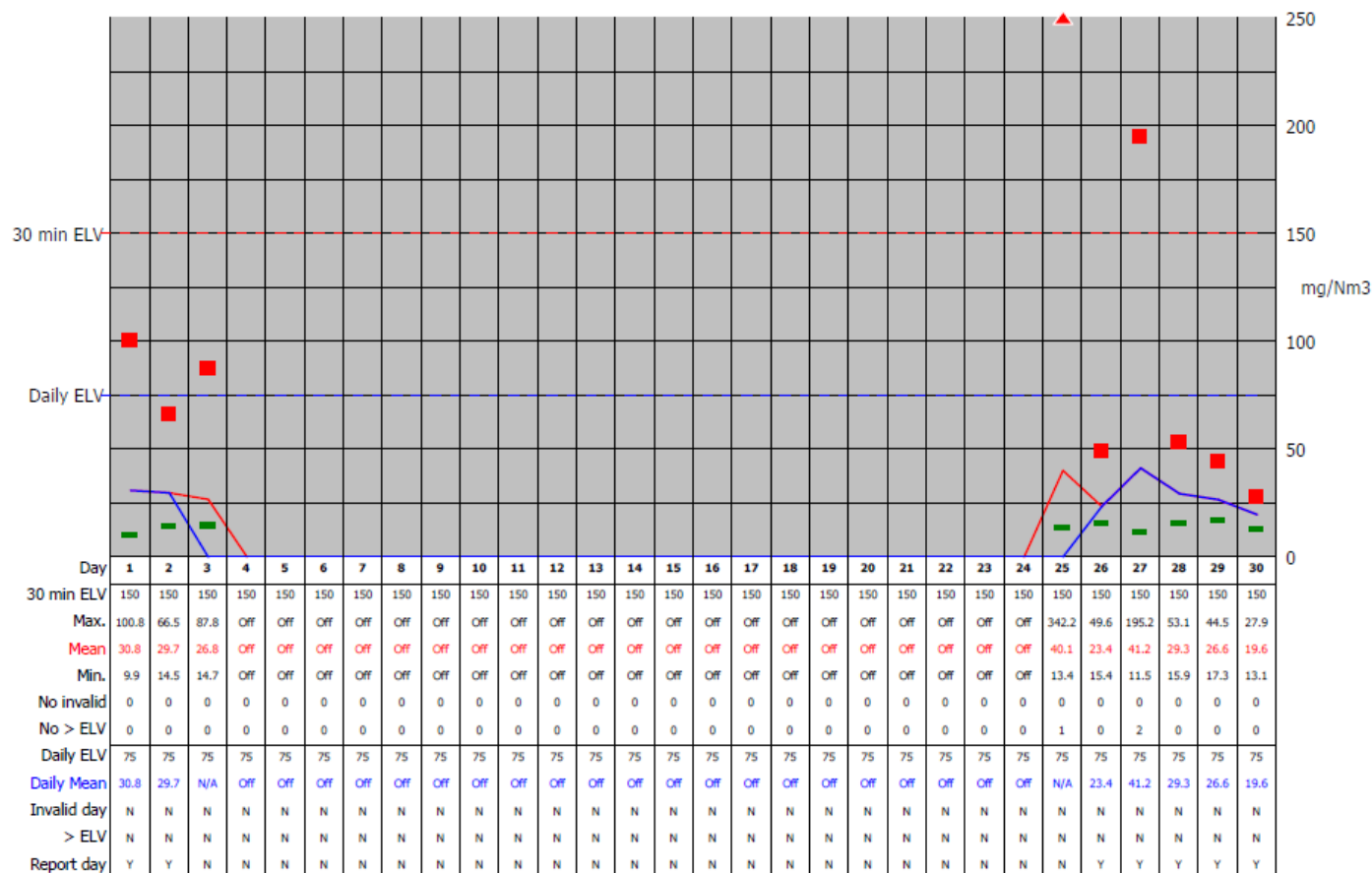
Date: **01/09/21-30/09/2021**

Reporting of Continuously Monitored Emissions to Air for CO, Emission Point Report for September, 2021



95th Percentile = 56.1
No. of valid averages = 383

Month summary	
30 min ELV	
Monthly max.	342.2
Monthly mean	29.2
Monthly min.	9.9
Total invalid	0
Sum > ELV	3
Daily ELV	
Monthly max	41.2
No. invalid days	0
No. > ELV	0
No. report days	7



SignedPaul Fitzsimmons.....

Date.....29/10/2021.....

(authorised to sign as representative of **Margam Green Energy Limited**)

Permit Number: **EPR/DP3137EG**

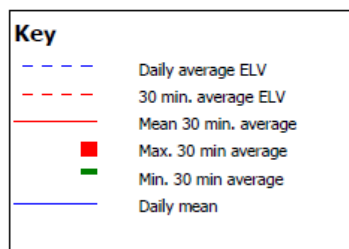
Operator: **Margam Green Energy Limited**

Facility: **Margam Green Energy Plant**

Form Number : **Air 1**

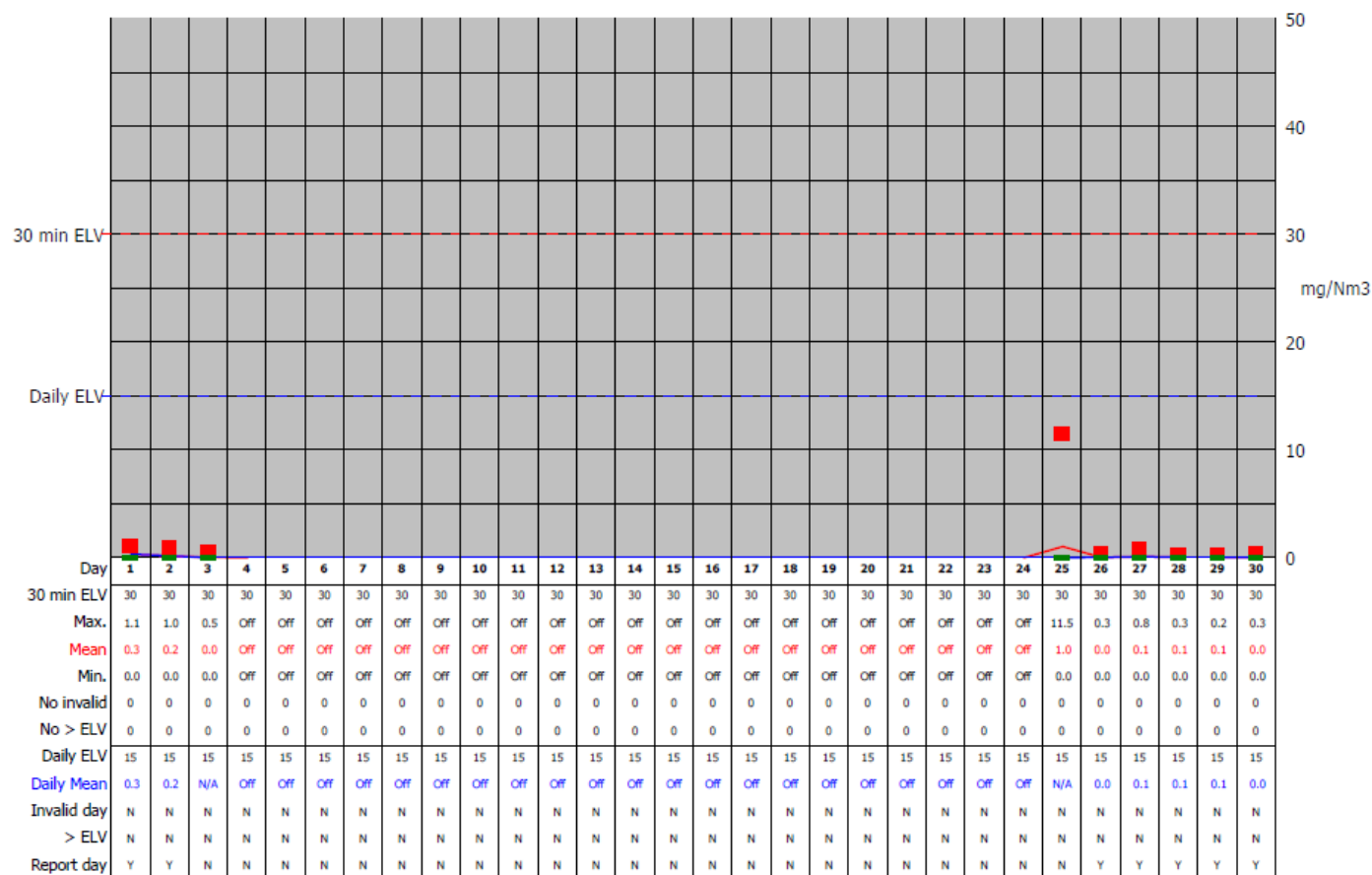
Date: **01/09/21-30/09/2021**

Reporting of Continuously Monitored Emissions to Air for TOC, Emission Point Report for September, 2021



95th Percentile = 0.7
No. of valid averages = 383

Month summary	
30 min ELV	
Monthly max.	11.5
Monthly mean	0.2
Monthly min.	0.0
Total invalid	0
Sum > ELV	0
Daily ELV	
Monthly max	0.3
No. invalid days	0
No. > ELV	0
No. report days	7



SignedPaul Fitzsimmons.....

Date.....29/10/2021.....

(authorised to sign as representative of **Margam Green Energy Limited**)

Permit Number: **EPR/DP3137EG**

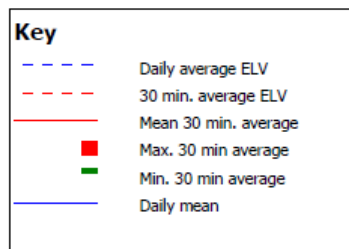
Operator: **Margam Green Energy Limited**

Facility: **Margam Green Energy Plant**

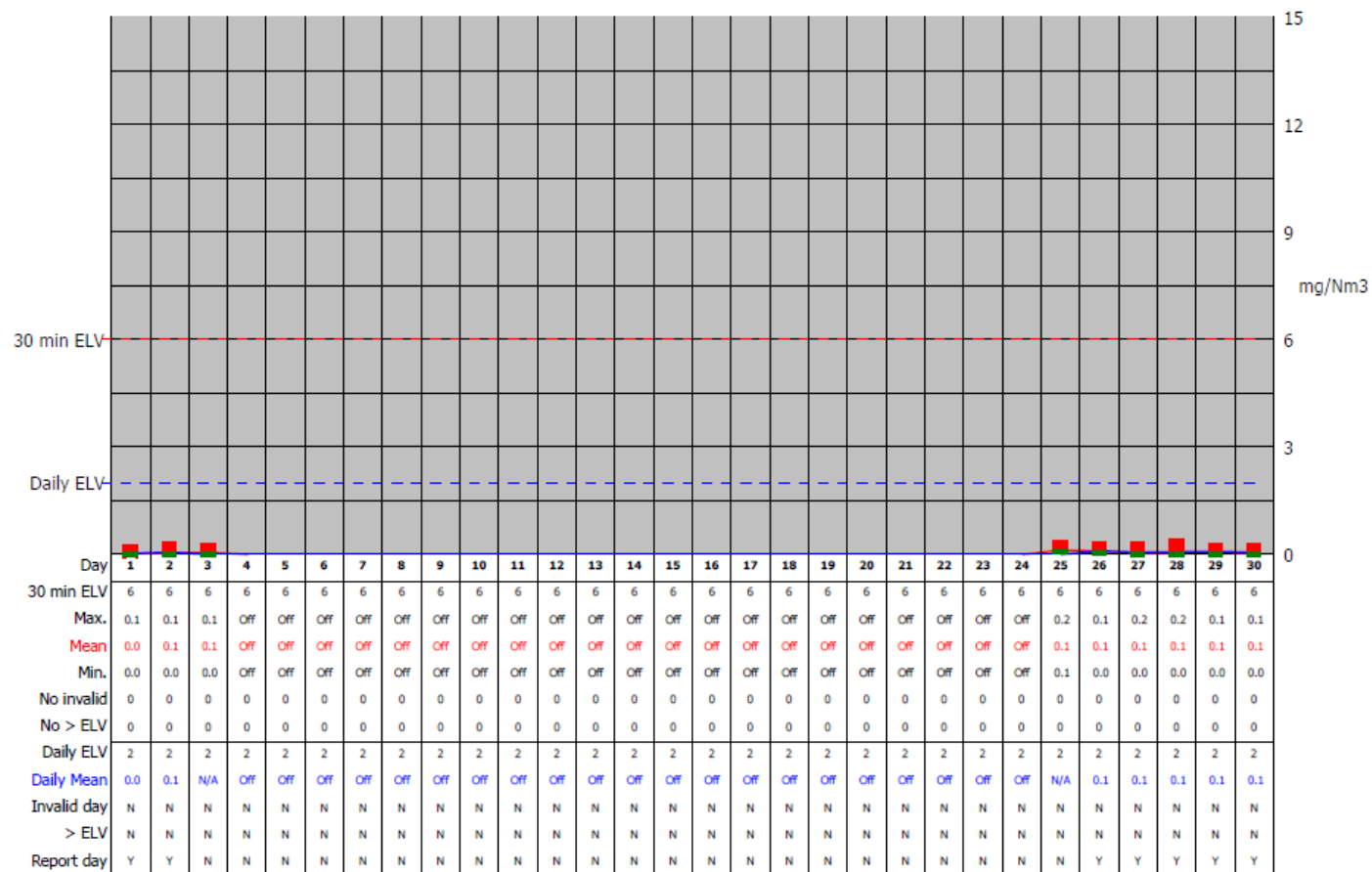
Form Number : **Air 1**

Date: **01/09/21-30/09/2021**

Reporting of Continuously Monitored Emissions to Air for HF, Emission Point Report for September, 2021



95th Percentile = 0.1
No. of valid averages = 383



Month summary	
30 min ELV	
Monthly max.	0.2
Monthly mean	0.1
Monthly min.	0.0
Total invalid	0
Sum > ELV	0
Daily ELV	
Monthly max	0.1
No. invalid days	0
No. > ELV	0
No. report days	7

SignedPaul Fitzsimmons.....

Date.....29/10/2021.....

(authorised to sign as representative of **Margam Green Energy Limited**)

Permit Number: **EPR/DP3137EG**

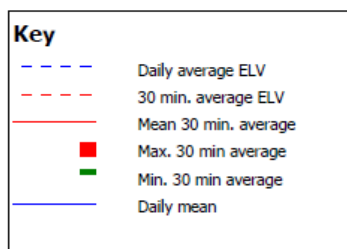
Operator: **Margam Green Energy Limited**

Facility: **Margam Green Energy Plant**

Form Number : **Air 1**

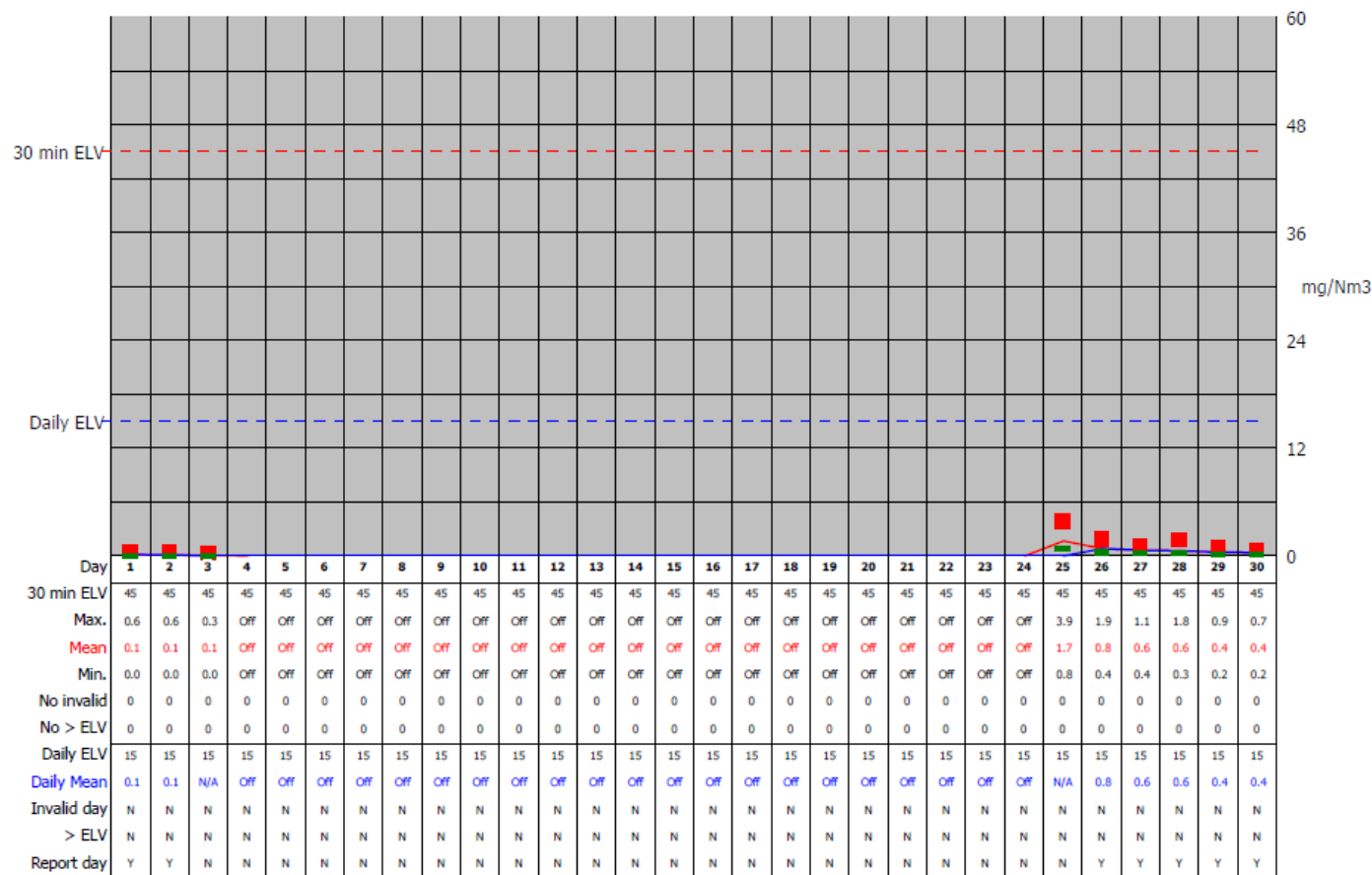
Date: **01/09/21-30/09/2021**

Reporting of Continuously Monitored Emissions to Air for Dust, Emission Point Report for September, 2021



95th Percentile = 1.2
No. of valid averages = 383

Month summary	
30 min ELV	
Monthly max.	3.9
Monthly mean	0.5
Monthly min.	0.0
Total invalid	0
Sum > ELV	0
Daily ELV	
Monthly max	0.8
No. invalid days	0
No. > ELV	0
No. report days	7



SignedPaul Fitzsimmons.....

Date.....29/10/2021.....

(authorised to sign as representative of **Margam Green Energy Limited**)

Permit Number: **EPR/DP3137EG**

Operator: **Margam Green Energy Limited**

Facility: **Margam Green Energy Plant**

Form Number : **Air 1**

Date: **01/09/21-30/09/2021**