

Permit Number: **EPR/DP3137EG**

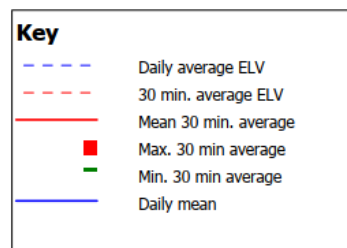
Operator: **Margam Green Energy Limited**

Facility: **Margam Green Energy Plant**

Form Number : **Air 1**

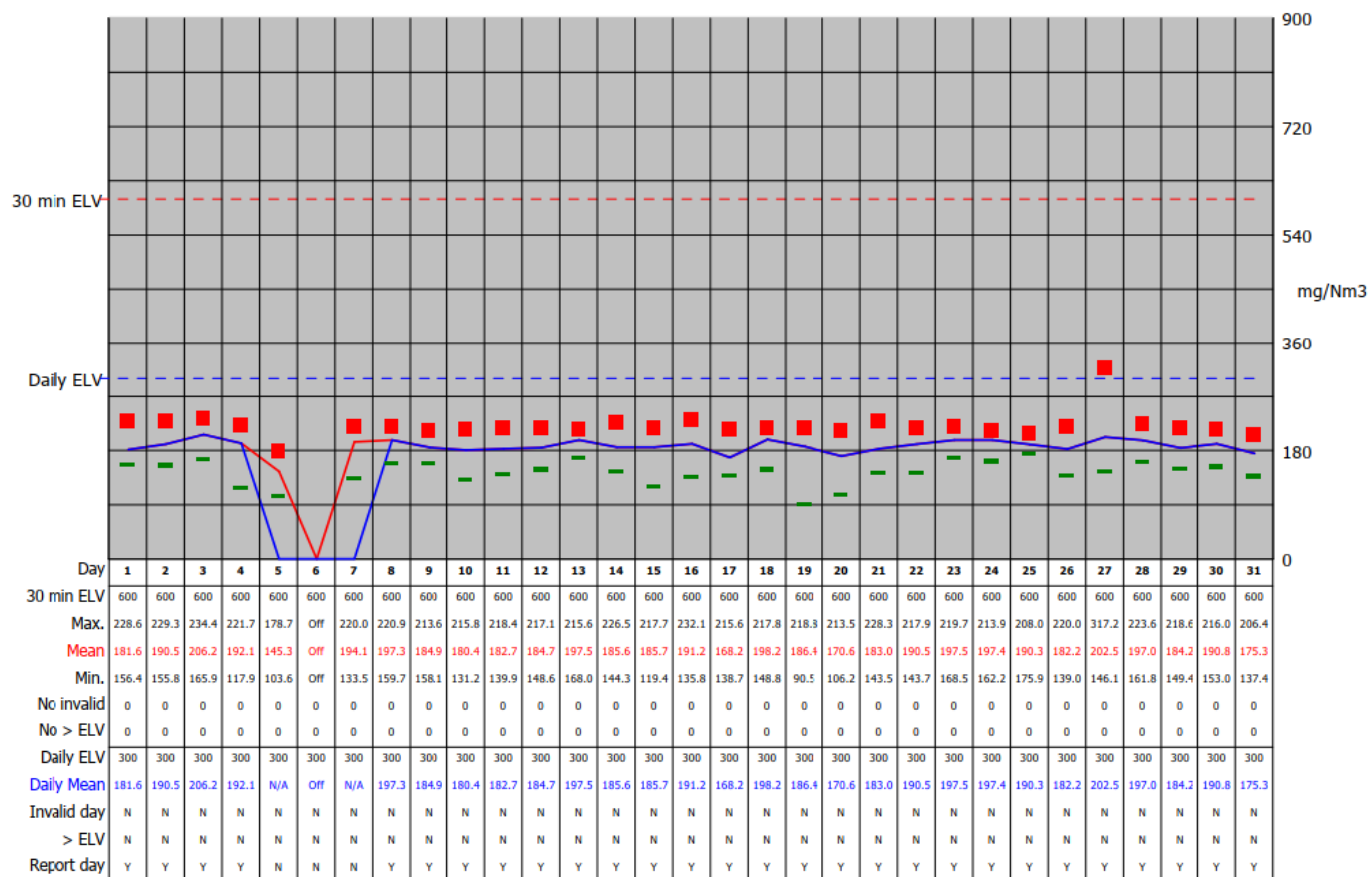
Date: **01/07/21-31/07/2021**

Reporting of Continuously Monitored Emissions to Air for NO_x , Emission Point Report for July, 2021



95th Percentile = 215.6
No. of valid averages = 1378

Month summary	
30 min ELV	
Monthly max.	317.2
Monthly mean	188.4
Monthly min.	90.5
Total invalid	0
Sum > ELV	0
Daily ELV	
Monthly max	206.2
No. invalid days	0
No. > ELV	0
No. report days	28



SignedPaul Fitzsimmons.....

Date.....29/10/2021.....

(authorised to sign as representative of **Margam Green Energy Limited**)

Permit Number: **EPR/DP3137EG**


Operator: **Margam Green Energy Limited**

Facility: **Margam Green Energy Plant**

Form Number : **Air 1**

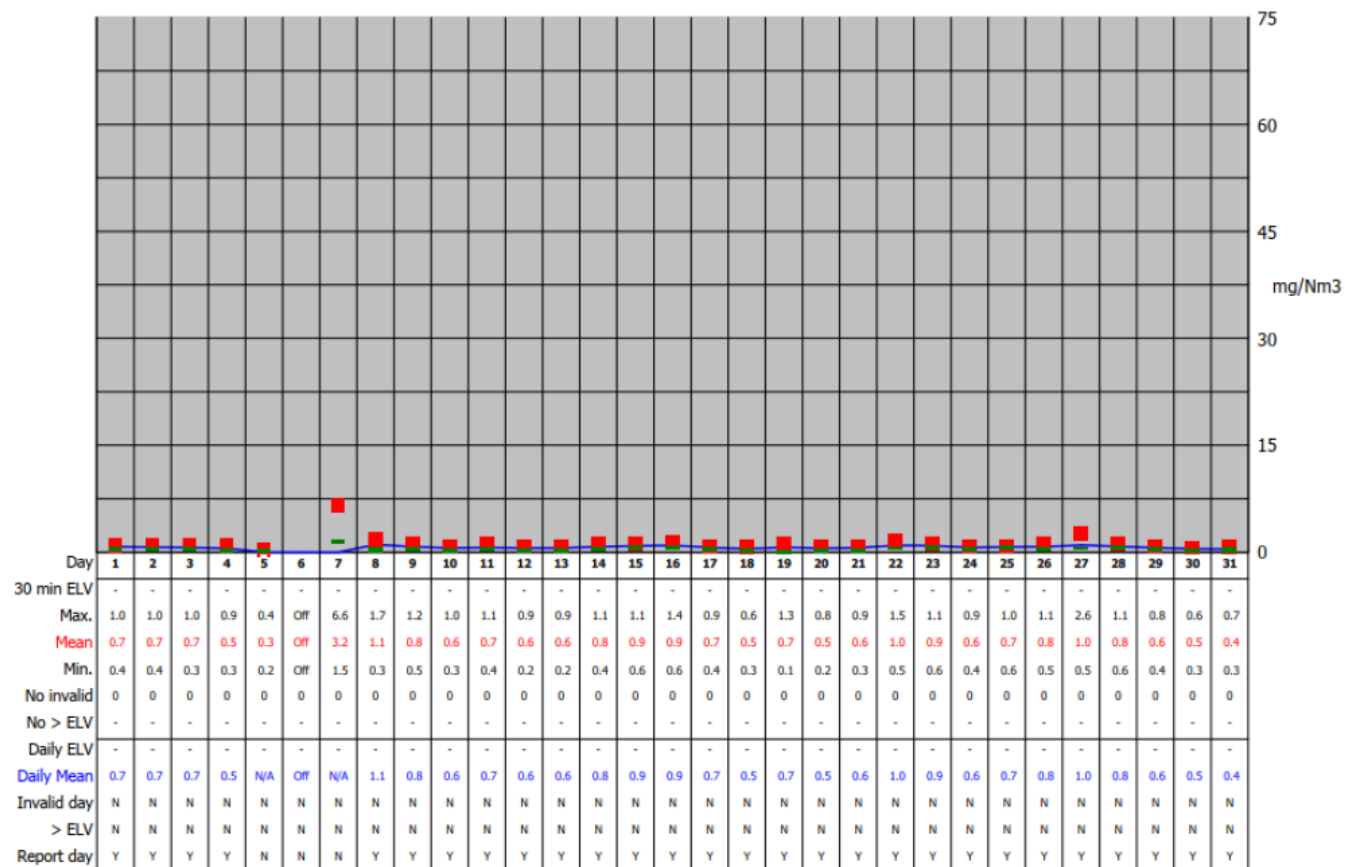
Date: **01/07/21-31/07/2021**

Reporting of Continuously Monitored Emissions to Air for NH₃ , Emission Point Report for July, 2021



95th Percentile = 1.1
No. of valid averages = 1378

Month summary	
30 min ELV	
Monthly max.	6.6
Monthly mean	0.8
Monthly min.	0.1
Total invalid	0
Sum > ELV	0
Daily ELV	
Monthly max	1.1
No. invalid days	0
No. > ELV	0
No. report days	28



SignedPaul Fitzsimmons.....

Date.....29/10/2021.....

(authorised to sign as representative of **Margam Green Energy Limited**)

Permit Number: **EPR/DP3137EG**

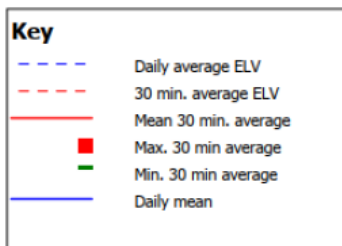
Operator: **Margam Green Energy Limited**

Facility: **Margam Green Energy Plant**

Form Number : **Air 1**

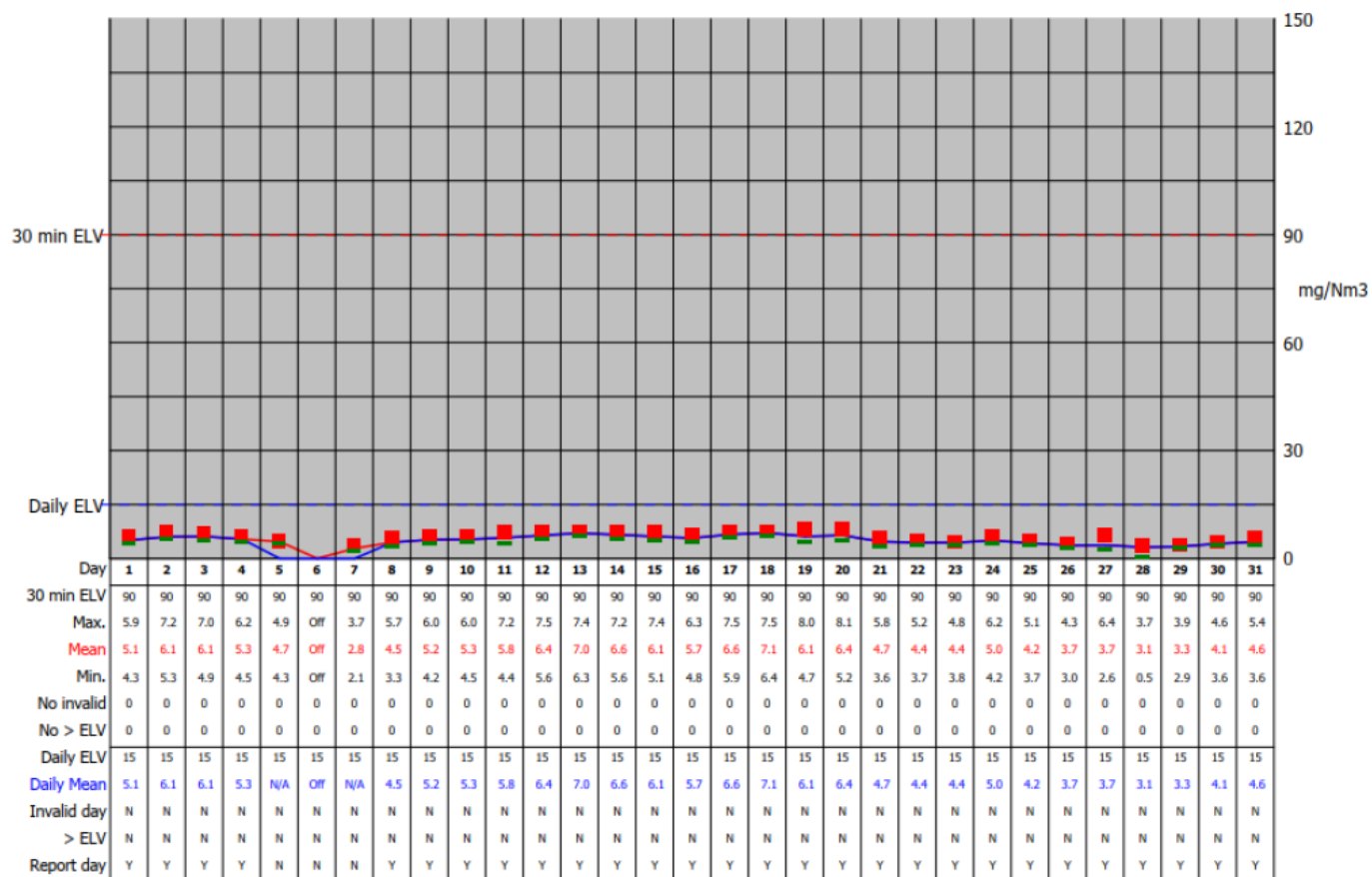
Date: **01/07/21-31/07/2021**

Reporting of Continuously Monitored Emissions to Air for HCl, Emission Point Report for July, 2021



95th Percentile = 7.2
No. of valid averages = 1378

Month summary	
30 min ELV	
Monthly max.	8.1
Monthly mean	5.2
Monthly min.	0.5
Total invalid	0
Sum > ELV	0
Daily ELV	
Monthly max	7.1
No. invalid days	0
No. > ELV	0
No. report days	28



SignedPaul Fitzsimmons.....

Date.....29/10/2021.....

(authorised to sign as representative of **Margam Green Energy Limited**)

Permit Number: **EPR/DP3137EG**

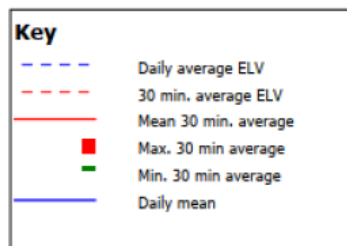
Operator: **Margam Green Energy Limited**

Facility: **Margam Green Energy Plant**

Form Number : **Air 1**

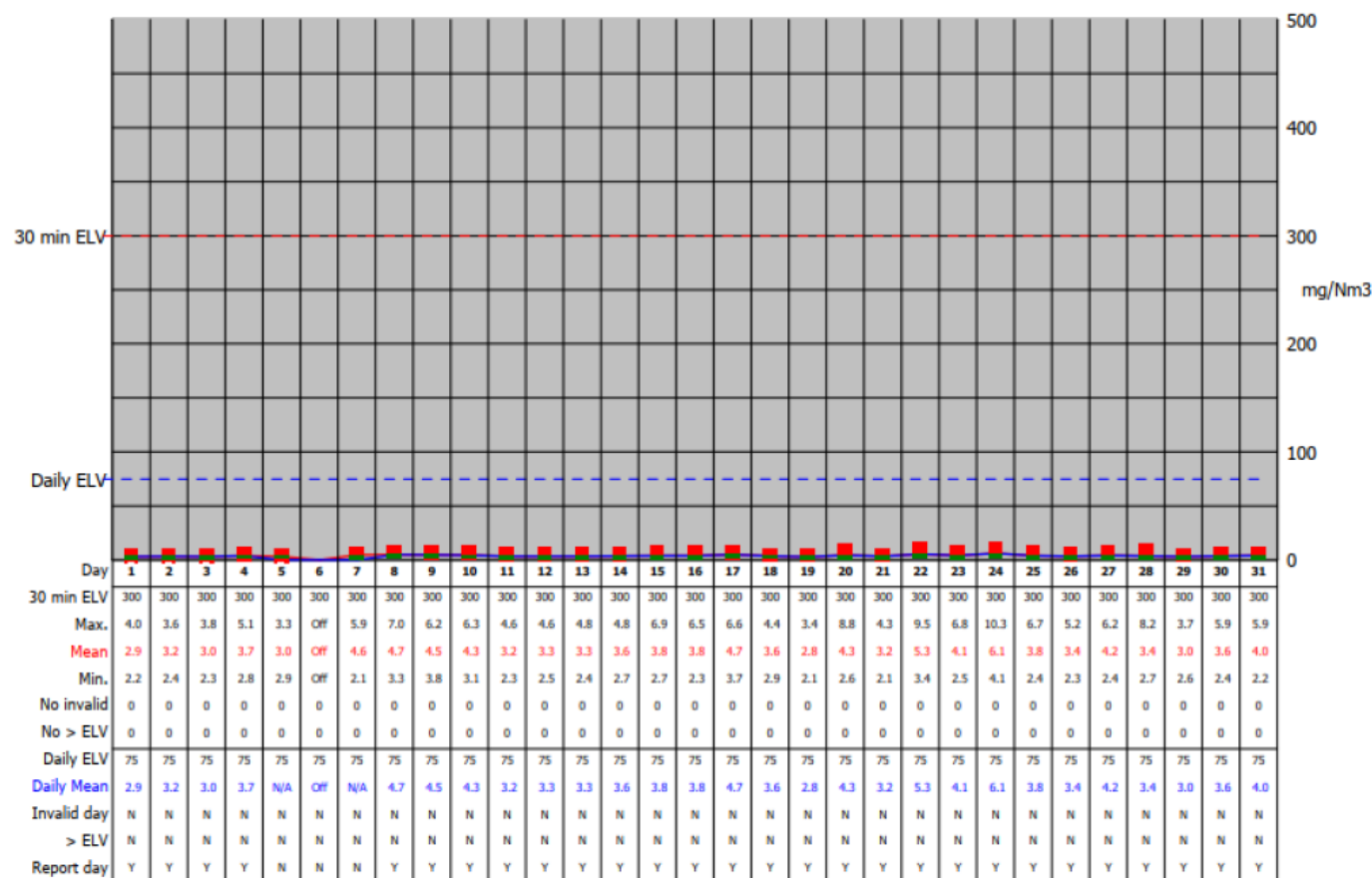
Date: **01/07/21-31/07/2021**

Reporting of Continuously Monitored Emissions to Air for SO₂, Emission Point Report for July, 2021



95th Percentile = 5.9
No. of valid averages = 1378

Month summary	
30 min ELV	
Monthly max.	10.3
Monthly mean	3.8
Monthly min.	2.1
Total invalid	0
Sum > ELV	0
Daily ELV	
Monthly max	6.1
No. invalid days	0
No. > ELV	0
No. report days	28



SignedPaul Fitzsimmons.....

Date.....29/10/2021.....

(authorised to sign as representative of **Margam Green Energy Limited**)

Permit Number: **EPR/DP3137EG**

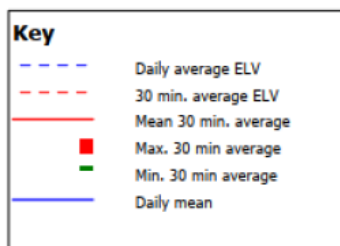
Operator: **Margam Green Energy Limited**

Facility: **Margam Green Energy Plant**

Form Number : **Air 1**

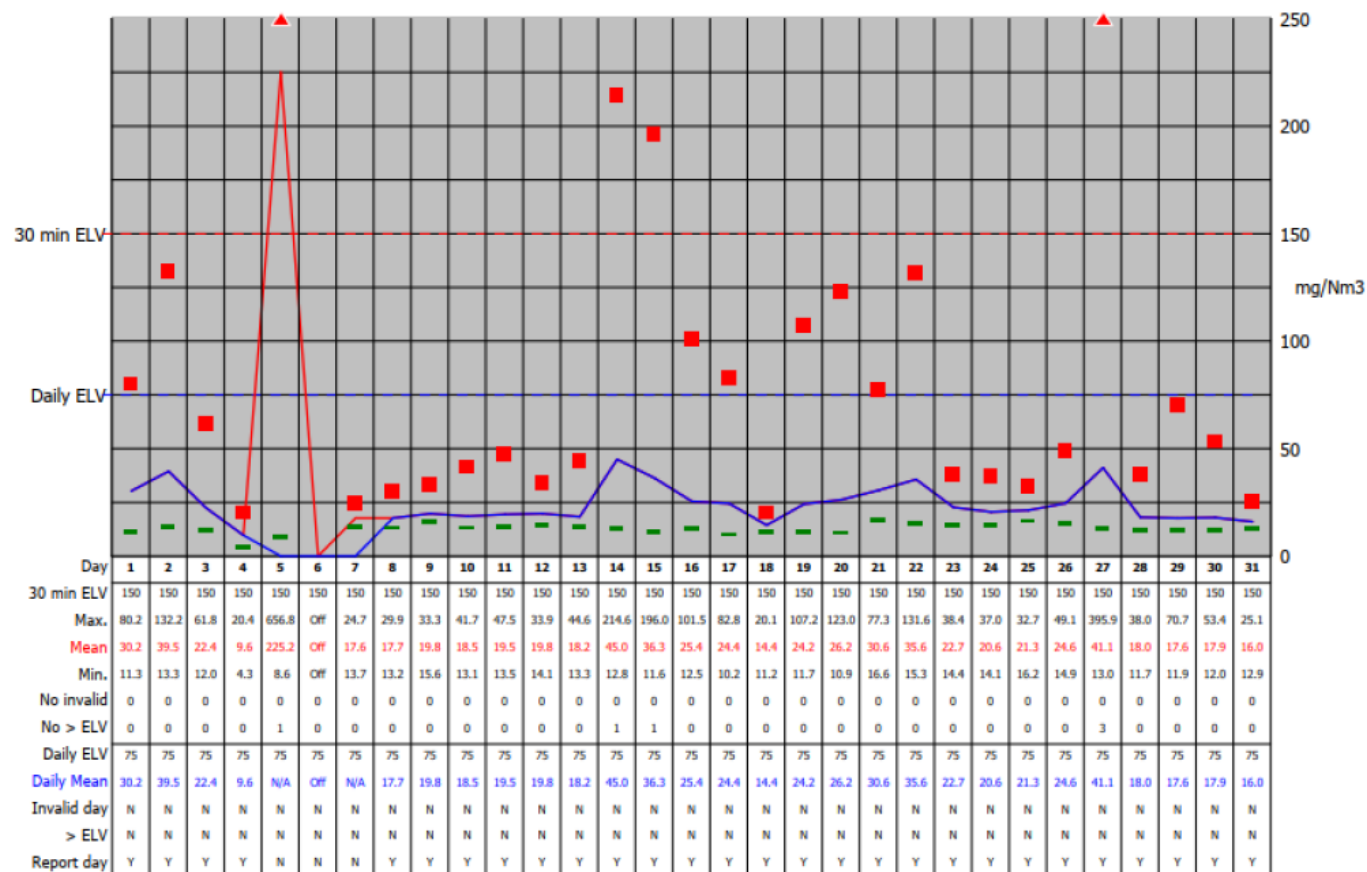
Date: **01/07/21-31/07/2021**

Reporting of Continuously Monitored Emissions to Air for CO, Emission Point Report for July, 2021



95th Percentile = 53.0
No. of valid averages = 1378

Month summary	
30 min ELV	
Monthly max.	656.8
Monthly mean	24.5
Monthly min.	4.3
Total invalid	0
Sum > ELV	6
Daily ELV	
Monthly max	45.0
No. invalid days	0
No. > ELV	0
No. report days	28



SignedPaul Fitzsimmons.....

Date.....29/10/2021.....

(authorised to sign as representative of **Margam Green Energy Limited**)

Permit Number: **EPR/DP3137EG**

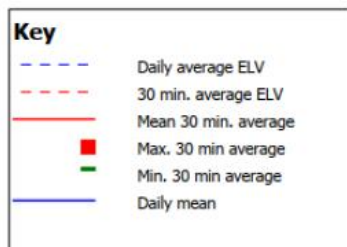
Operator: **Margam Green Energy Limited**

Facility: **Margam Green Energy Plant**

Form Number : **Air 1**

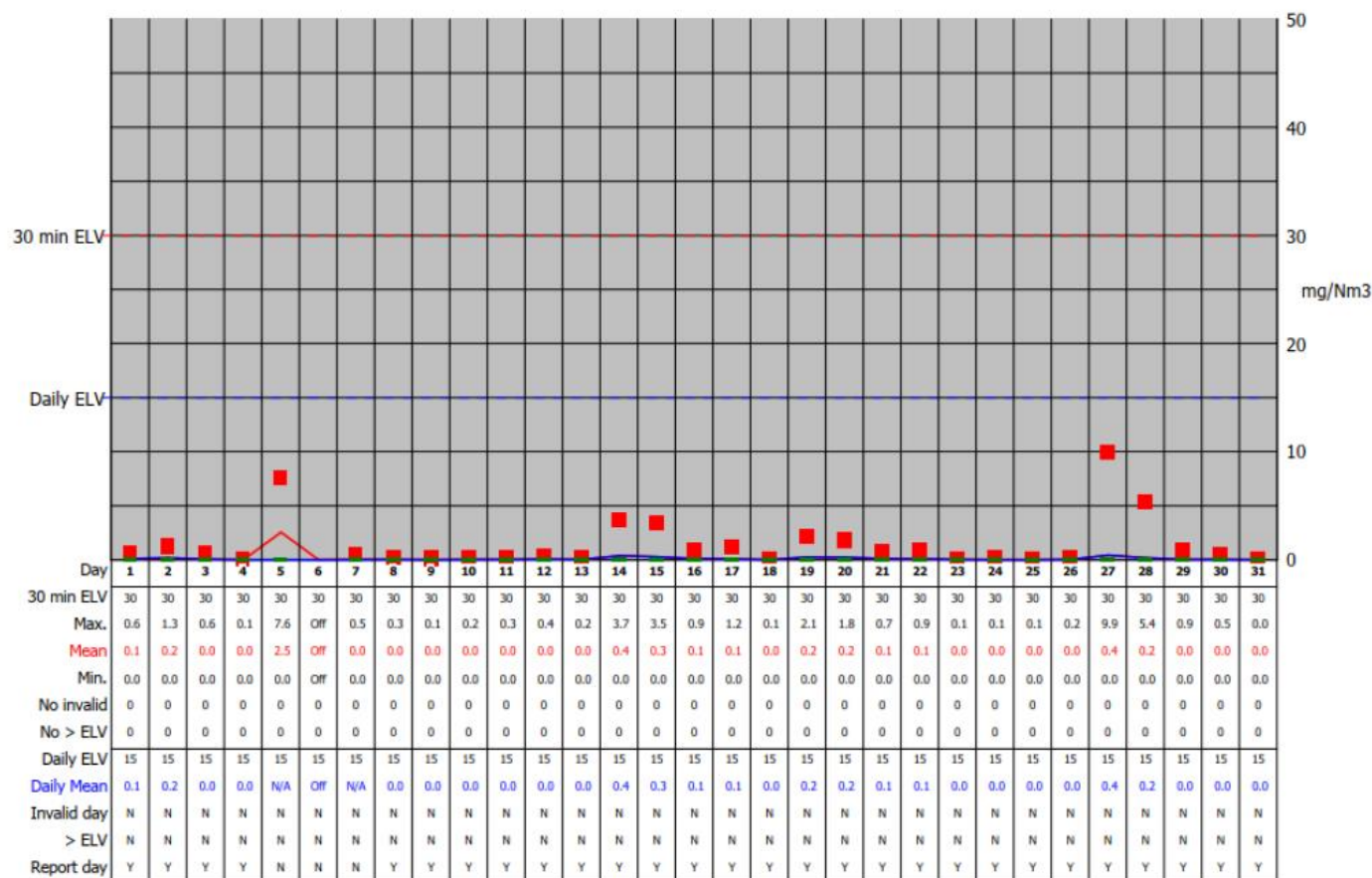
Date: **01/07/21-31/07/2021**

Reporting of Continuously Monitored Emissions to Air for TOC, Emission Point Report for July, 2021



95th Percentile = 0.5
No. of valid averages = 1378

Month summary	
30 min ELV	
Monthly max.	9.9
Monthly mean	0.1
Monthly min.	0.0
Total invalid	0
Sum > ELV	0
Daily ELV	
Monthly max	0.4
No. invalid days	0
No. > ELV	0
No. report days	28



SignedPaul Fitzsimmons.....

Date.....29/10/2021.....

(authorised to sign as representative of **Margam Green Energy Limited**)

Permit Number: **EPR/DP3137EG**

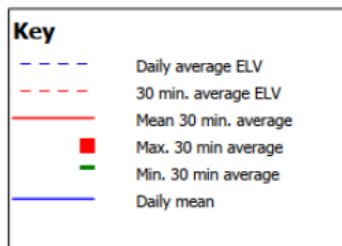
Operator: **Margam Green Energy Limited**

Facility: **Margam Green Energy Plant**

Form Number : **Air 1**

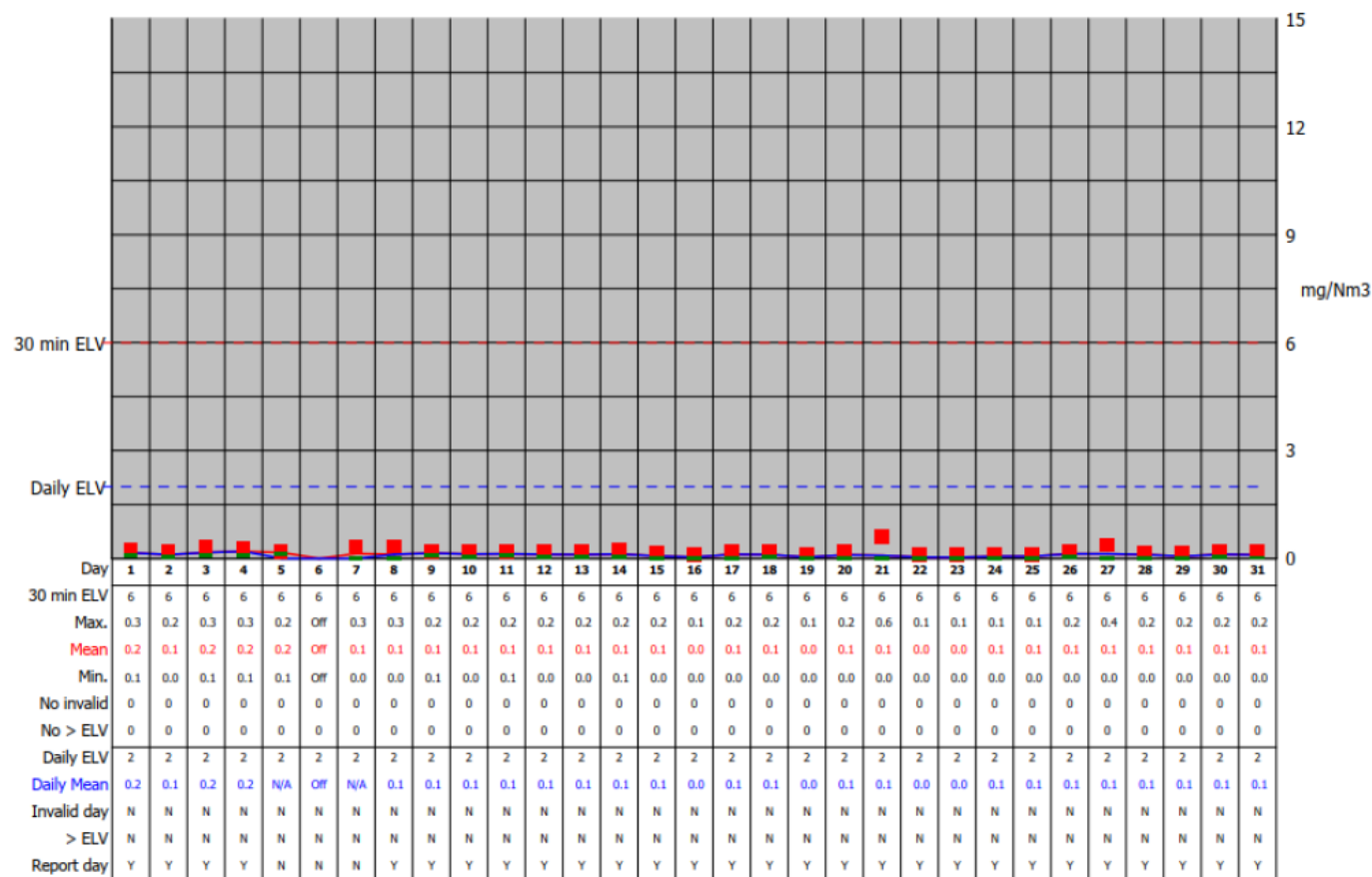
Date: **01/07/21-31/07/2021**

Reporting of Continuously Monitored Emissions to Air for HF, Emission Point Report for July, 2021



95th Percentile = 0.2
No. of valid averages = 1378

Month summary	
30 min ELV	
Monthly max.	0.6
Monthly mean	0.1
Monthly min.	0.0
Total invalid	0
Sum > ELV	0
Daily ELV	
Monthly max	0.2
No. invalid days	0
No. > ELV	0
No. report days	28



SignedPaul Fitzsimmons.....

Date.....29/10/2021.....

(authorised to sign as representative of **Margam Green Energy Limited**)

Permit Number: **EPR/DP3137EG**

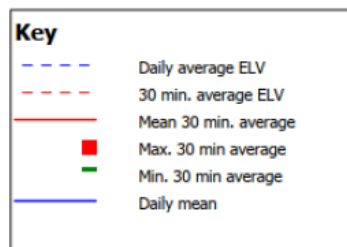
Operator: **Margam Green Energy Limited**

Facility: **Margam Green Energy Plant**

Form Number : **Air 1**

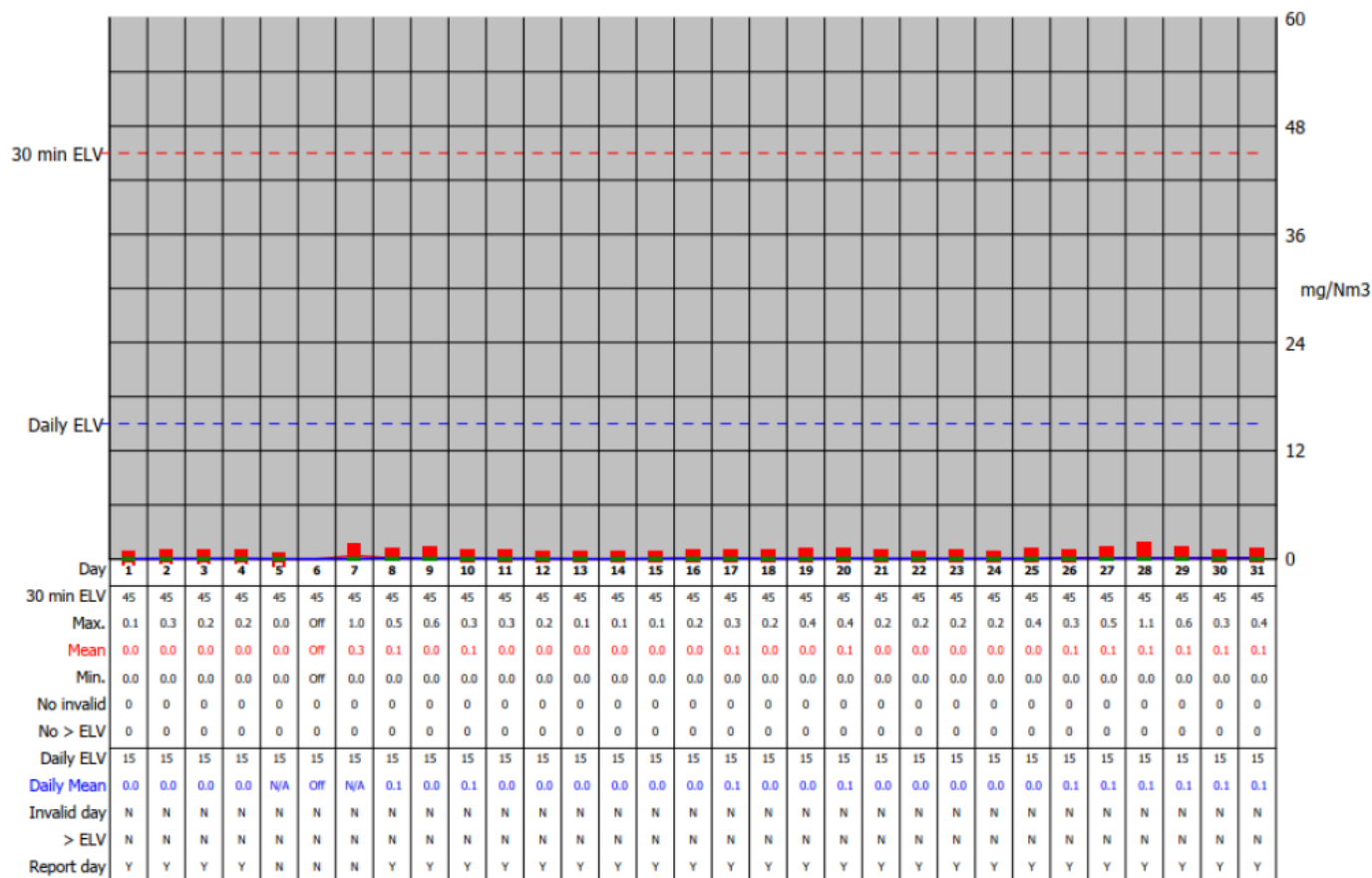
Date: **01/07/21-31/07/2021**

Reporting of Continuously Monitored Emissions to Air for Dust, Emission Point Report for July, 2021



95th Percentile = 0.2
No. of valid averages = 1378

Month summary	
30 min ELV	
Monthly max.	1.1
Monthly mean	0.1
Monthly min.	0.0
Total invalid	0
Sum > ELV	0
Daily ELV	
Monthly max	0.1
No. invalid days	0
No. > ELV	0
No. report days	28



SignedPaul Fitzsimmons.....

Date.....29/10/2021.....

(authorised to sign as representative of **Margam Green Energy Limited**)

Permit Number: **EPR/DP3137EG**

Operator: **Margam Green Energy Limited**

Facility: **Margam Green Energy Plant**

Form Number : **Air 1**

Date: **01/07/21-31/07/2021**