

Permit Number: **EPR/DP3137EG**

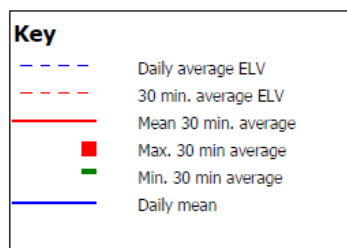
Operator: **Margam Green Energy Limited**

Facility: **Margam Green Energy Plant**

Form Number : **Air 1**

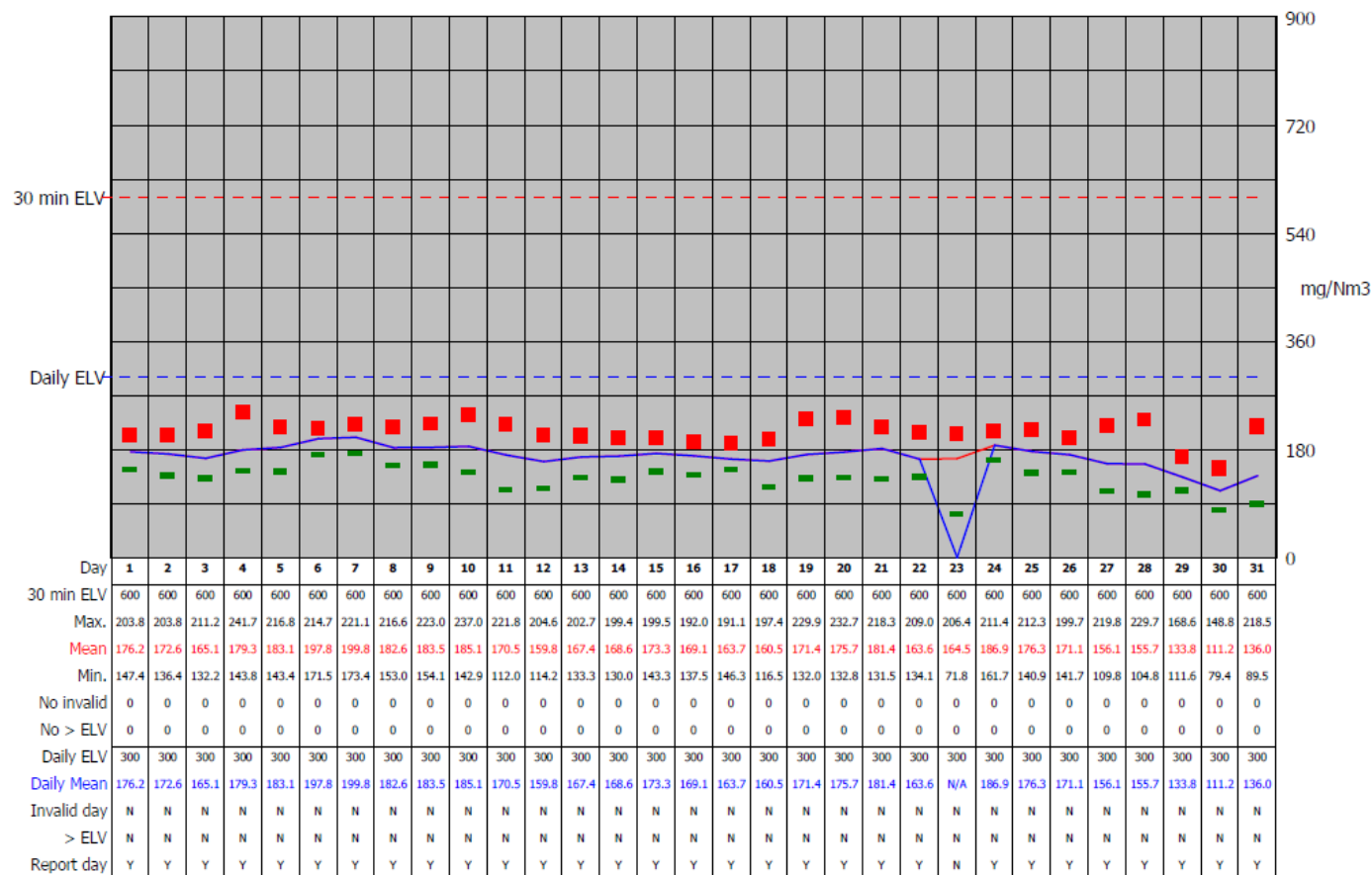
Date: **01/08/21-31/08/2021**

Reporting of Continuously Monitored Emissions to Air for NO_x, Emission Point Report for August, 2021



95th Percentile = 210.6
No. of valid averages = 1471

Month summary	
30 min ELV	
Monthly max.	241.7
Monthly mean	169.1
Monthly min.	71.8
Total invalid	0
Sum > ELV	0
Daily ELV	
Monthly max	199.8
No. invalid days	0
No. > ELV	0
No. report days	30



SignedPaul Fitzsimmons.....
(authorised to sign as representative of **Margam Green Energy Limited**)

Date.....29/10/2021.....

Permit Number: **EPR/DP3137EG**


Operator: **Margam Green Energy Limited**

Facility: **Margam Green Energy Plant**

Form Number : **Air 1**

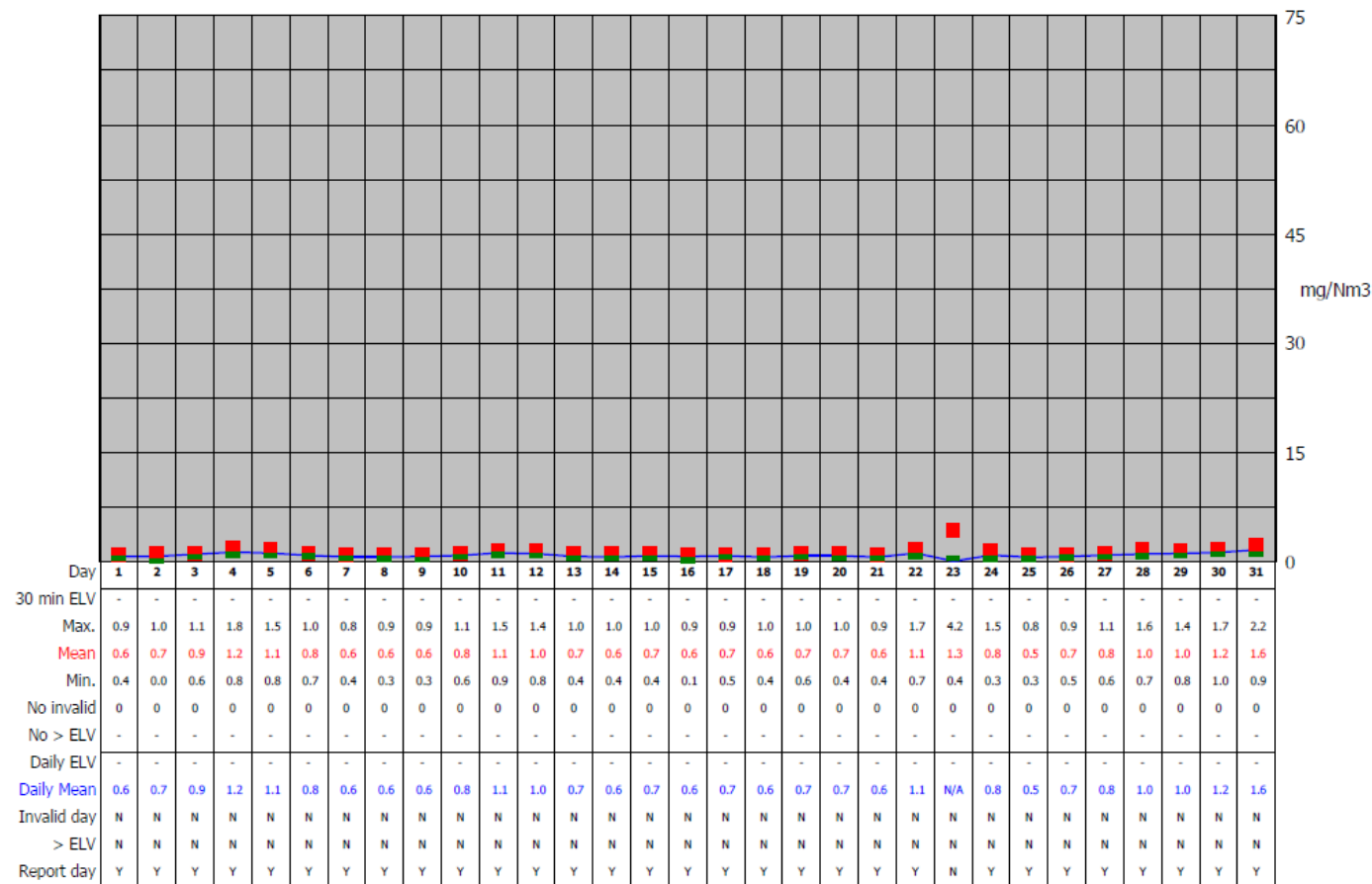
Date: **01/08/21-31/08/2021**

Reporting of Continuously Monitored Emissions to Air for NH₃ , Emission Point Report for August, 2021



95th Percentile = 1.5
No. of valid averages = 1471

Month summary	
30 min ELV	
Monthly max.	4.2
Monthly mean	0.8
Monthly min.	0.0
Total invalid	0
Sum > ELV	0
Daily ELV	
Monthly max	1.6
No. invalid days	0
No. > ELV	0
No. report days	30



SignedPaul Fitzsimmons.....

Date.....29/10/2021.....

(authorised to sign as representative of **Margam Green Energy Limited**)

Permit Number: **EPR/DP3137EG**

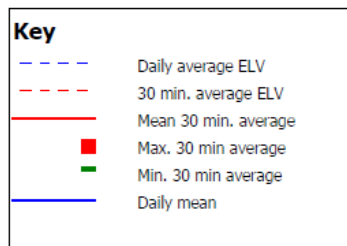
Operator: **Margam Green Energy Limited**

Facility: **Margam Green Energy Plant**

Form Number : **Air 1**

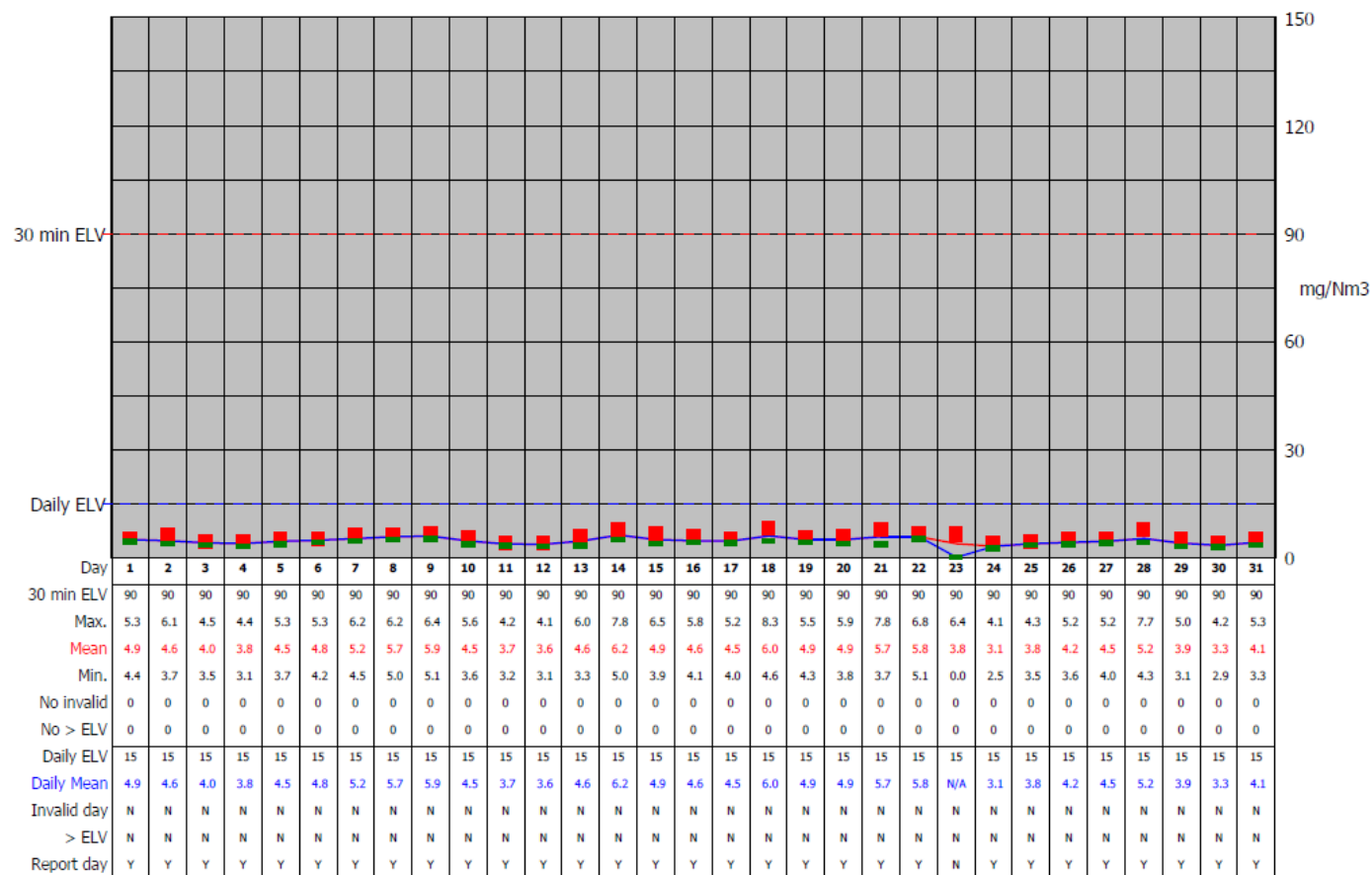
Date: **01/08/21-31/08/2021**

Reporting of Continuously Monitored Emissions to Air for HCl, Emission Point Report for August, 2021



95th Percentile = 6.2
No. of valid averages = 1471

Month summary	
30 min ELV	
Monthly max.	8.3
Monthly mean	4.6
Monthly min.	0.0
Total invalid	0
Sum > ELV	0
Daily ELV	
Monthly max	6.2
No. invalid days	0
No. > ELV	0
No. report days	30



SignedPaul Fitzsimmons.....

Date.....29/10/2021.....

(authorised to sign as representative of **Margam Green Energy Limited**)

Permit Number: **EPR/DP3137EG**

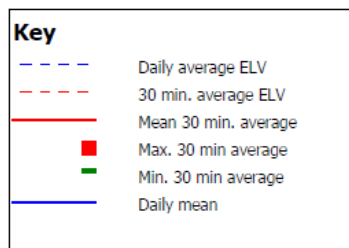
Operator: **Margam Green Energy Limited**

Facility: **Margam Green Energy Plant**

Form Number : **Air 1**

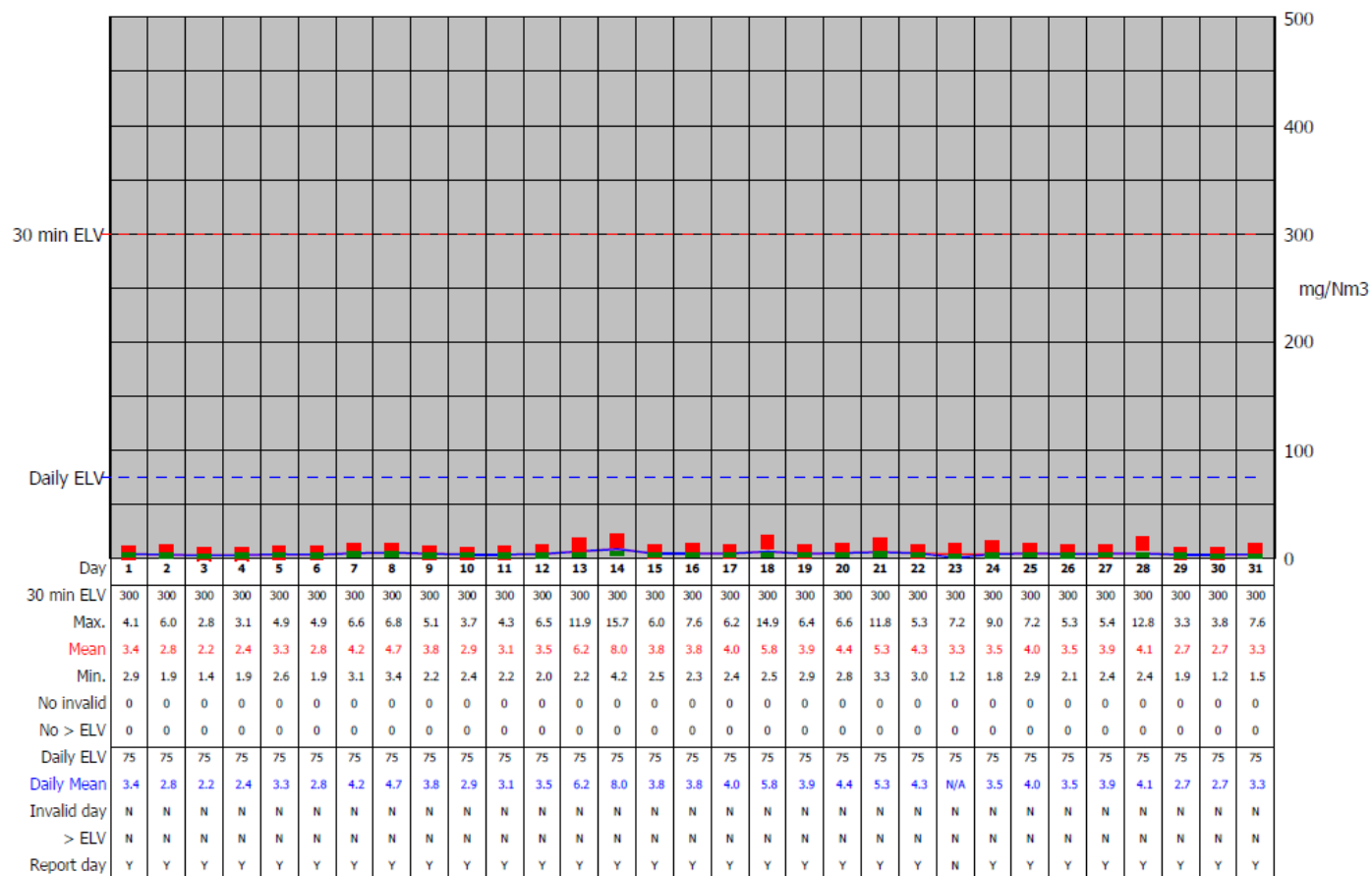
Date: **01/08/21-31/08/2021**

Reporting of Continuously Monitored Emissions to Air for SO₂, Emission Point Report for August, 2021



95th Percentile = 7.0
No. of valid averages = 1471

Month summary	
30 min ELV	
Monthly max.	15.7
Monthly mean	3.9
Monthly min.	1.2
Total invalid	0
Sum > ELV	0
Daily ELV	
Monthly max	8.0
No. invalid days	0
No. > ELV	0
No. report days	30



SignedPaul Fitzsimmons.....

Date.....29/10/2021.....

(authorised to sign as representative of **Margam Green Energy Limited**)

Permit Number: **EPR/DP3137EG**

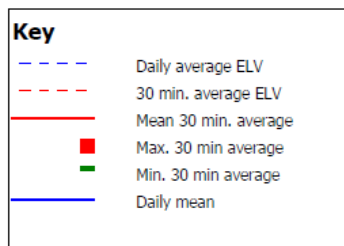
Operator: **Margam Green Energy Limited**

Facility: **Margam Green Energy Plant**

Form Number : **Air 1**

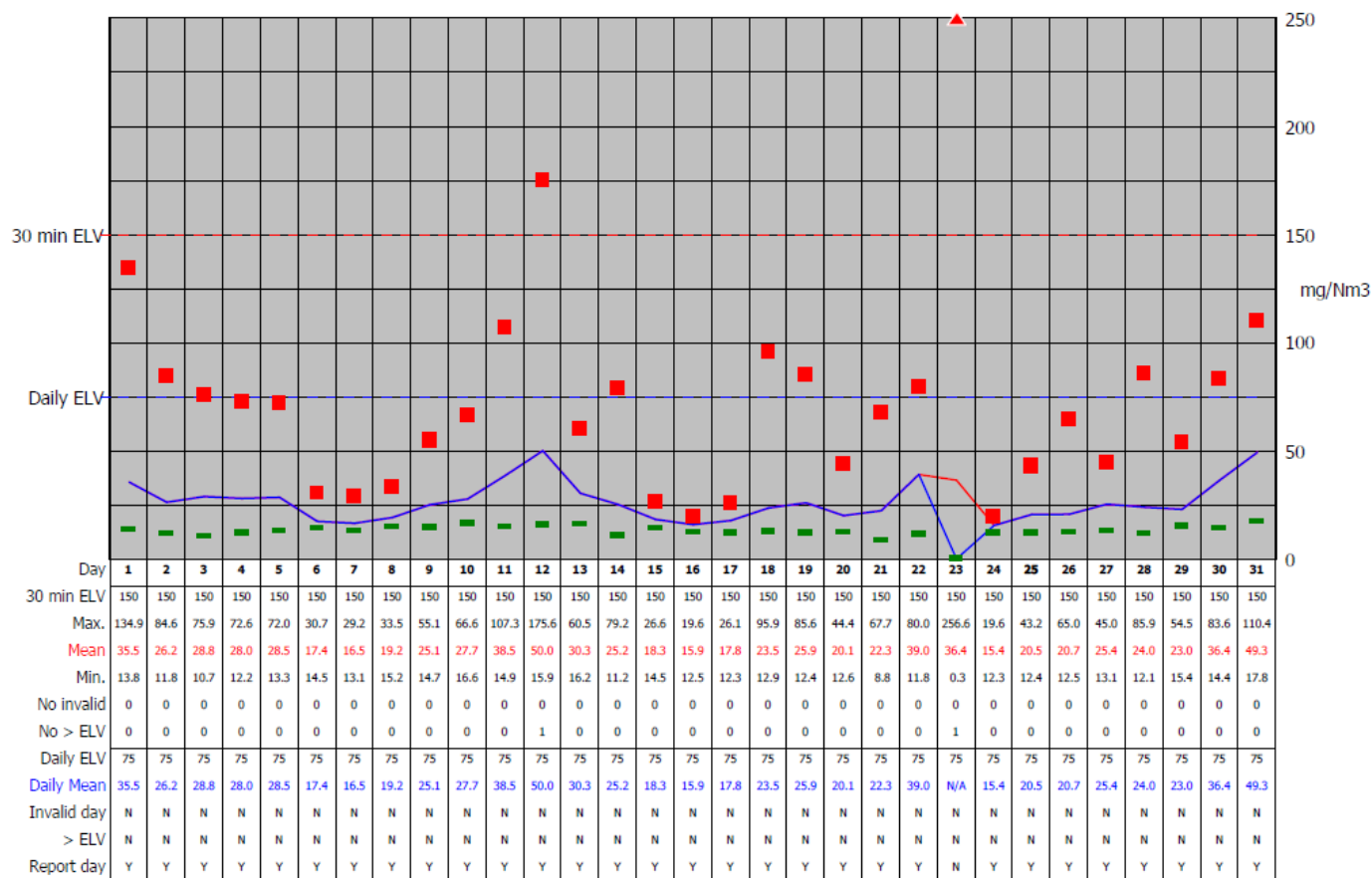
Date: **01/08/21-31/08/2021**

Reporting of Continuously Monitored Emissions to Air for CO, Emission Point Report for August, 2021



95th Percentile = 60.2
No. of valid averages = 1471

Month summary	
30 min ELV	
Monthly max.	256.6
Monthly mean	26.7
Monthly min.	0.3
Total invalid	0
Sum > ELV	2
Daily ELV	
Monthly max	50.0
No. invalid days	0
No. > ELV	0
No. report days	30



SignedPaul Fitzsimmons.....

Date.....29/10/2021.....

(authorised to sign as representative of **Margam Green Energy Limited**)

Permit Number: **EPR/DP3137EG**

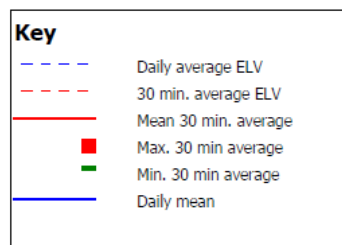
Operator: **Margam Green Energy Limited**

Facility: **Margam Green Energy Plant**

Form Number : **Air 1**

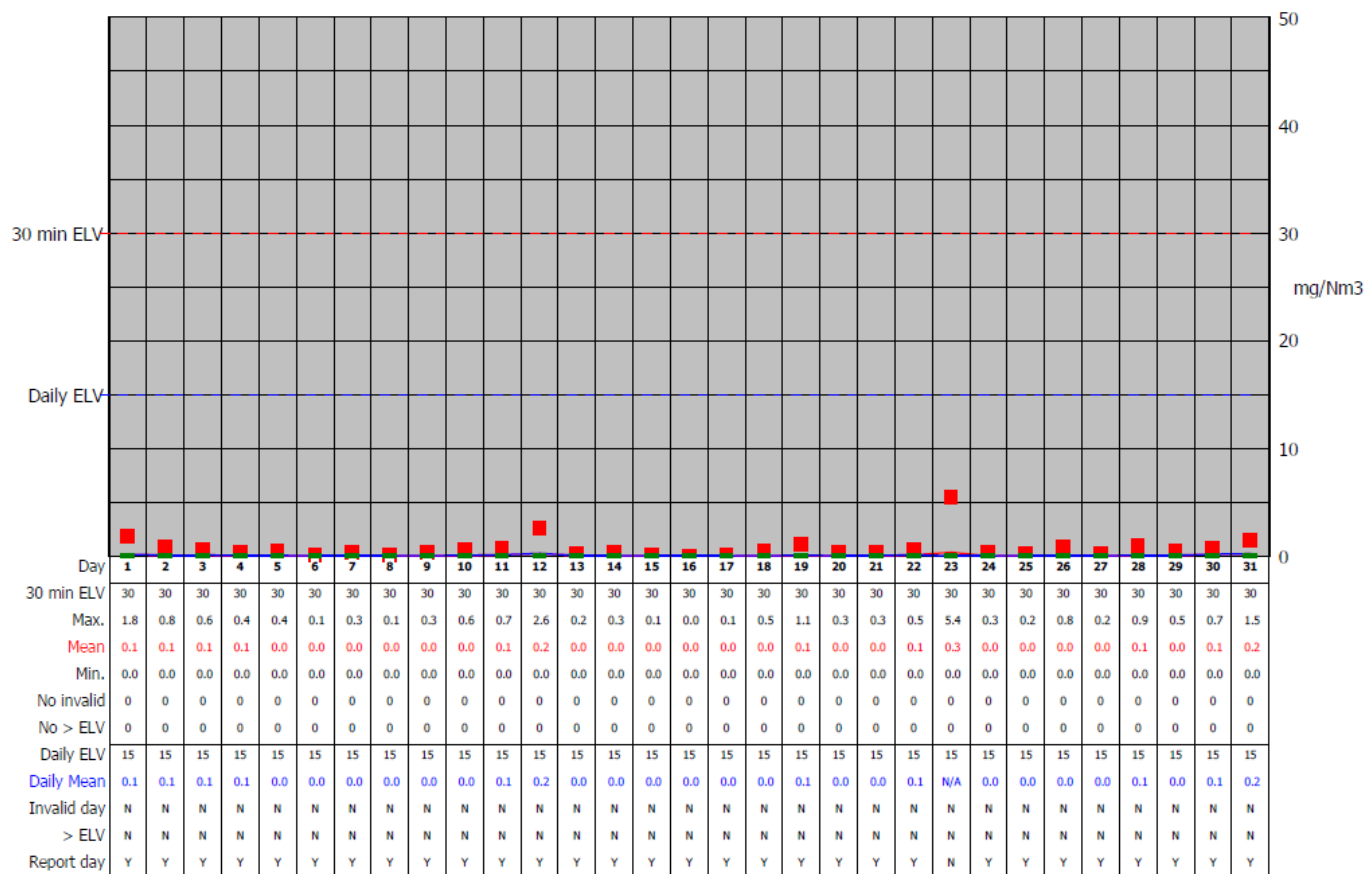
Date: **01/08/21-31/08/2021**

Reporting of Continuously Monitored Emissions to Air for TOC, Emission Point Report for August, 2021



95th Percentile = 0.3
No. of valid averages = 1471

Month summary	
30 min ELV	
Monthly max.	5.4
Monthly mean	0.1
Monthly min.	0.0
Total invalid	0
Sum > ELV	0
Daily ELV	
Monthly max	0.2
No. invalid days	0
No. > ELV	0
No. report days	30



SignedPaul Fitzsimmons.....

Date.....29/10/2021.....

(authorised to sign as representative of **Margam Green Energy Limited**)

Permit Number: **EPR/DP3137EG**

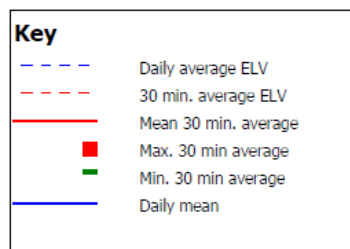
Operator: **Margam Green Energy Limited**

Facility: **Margam Green Energy Plant**

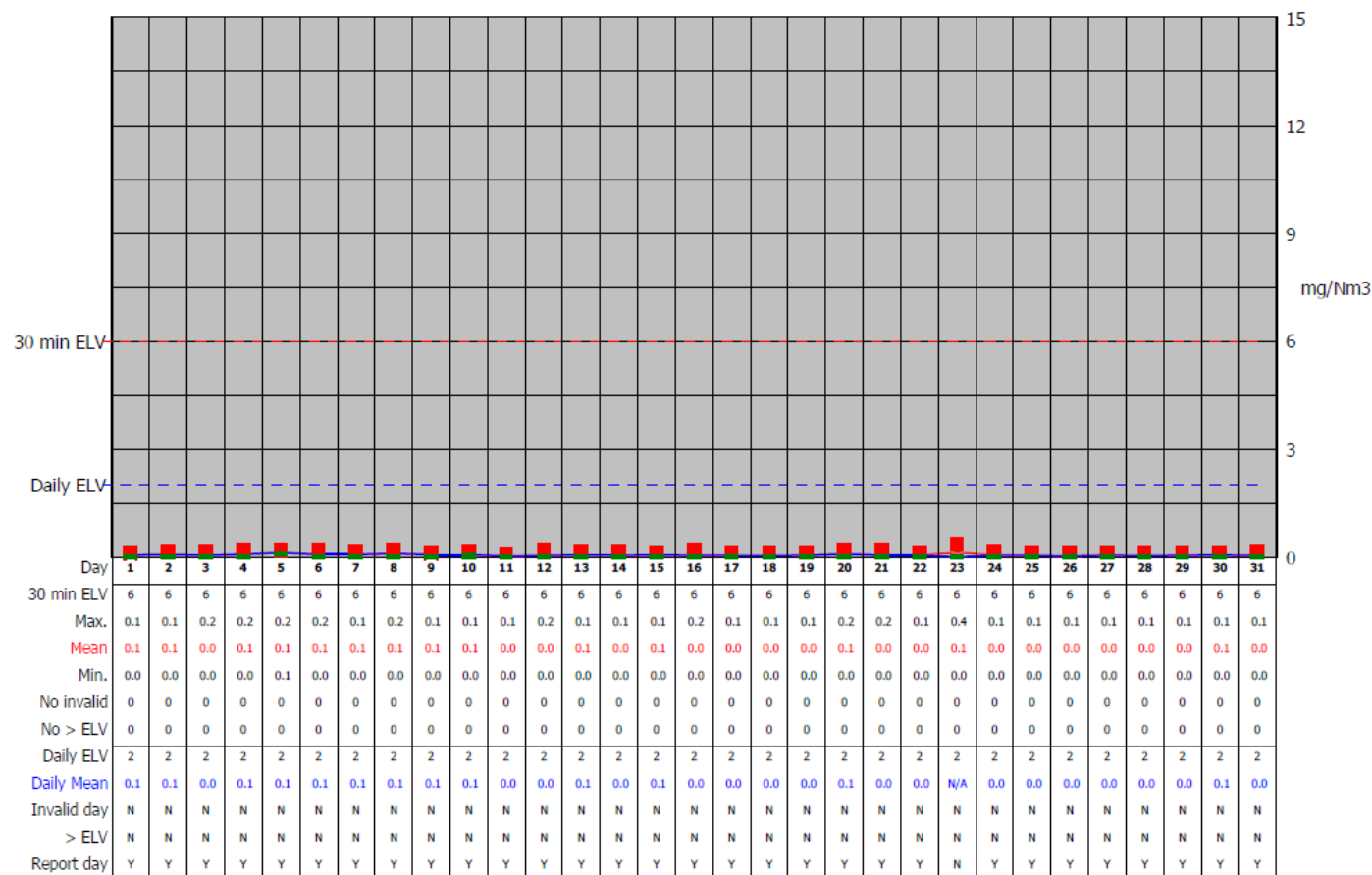
Form Number : **Air 1**

Date: **01/08/21-31/08/2021**

Reporting of Continuously Monitored Emissions to Air for HF, Emission Point Report for August, 2021



95th Percentile = 0.1
No. of valid averages = 1471



Month summary	
30 min ELV	
Monthly max.	0.4
Monthly mean	0.1
Monthly min.	0.0
Total invalid	0
Sum > ELV	0
Daily ELV	
Monthly max	0.1
No. invalid days	0
No. > ELV	0
No. report days	30

SignedPaul Fitzsimmons.....

Date.....29/10/2021.....

(authorised to sign as representative of **Margam Green Energy Limited**)

Permit Number: **EPR/DP3137EG**

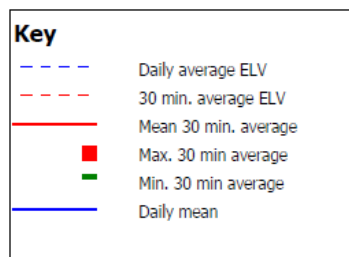
Operator: **Margam Green Energy Limited**

Facility: **Margam Green Energy Plant**

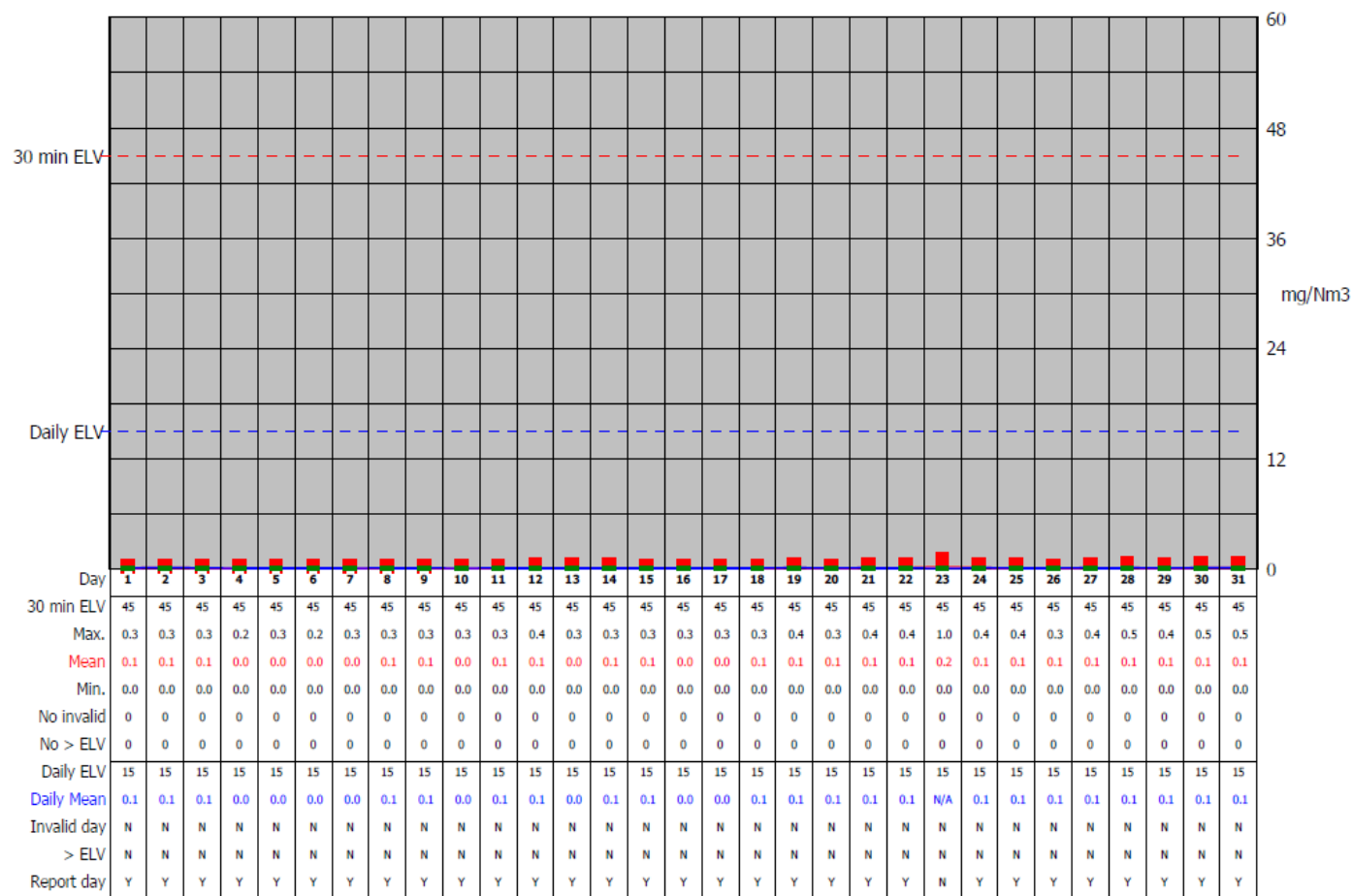
Form Number : **Air 1**

Date: **01/08/21-31/08/2021**

Reporting of Continuously Monitored Emissions to Air for Dust, Emission Point Report for August, 2021



95th Percentile = 0.3
No. of valid averages = 1471



Month summary	
30 min ELV	
Monthly max.	1.0
Monthly mean	0.1
Monthly min.	0.0
Total invalid	0
Sum > ELV	0
Daily ELV	
Monthly max	0.1
No. invalid days	0
No. > ELV	0
No. report days	30

SignedPaul Fitzsimmons.....

Date.....29/10/2021.....

(authorised to sign as representative of **Margam Green Energy Limited**)

Permit Number: **EPR/DP3137EG**

Operator: **Margam Green Energy Limited**

Facility: **Margam Green Energy Plant**

Form Number : **Air 1**

Date: **01/08/21-31/08/2021**