

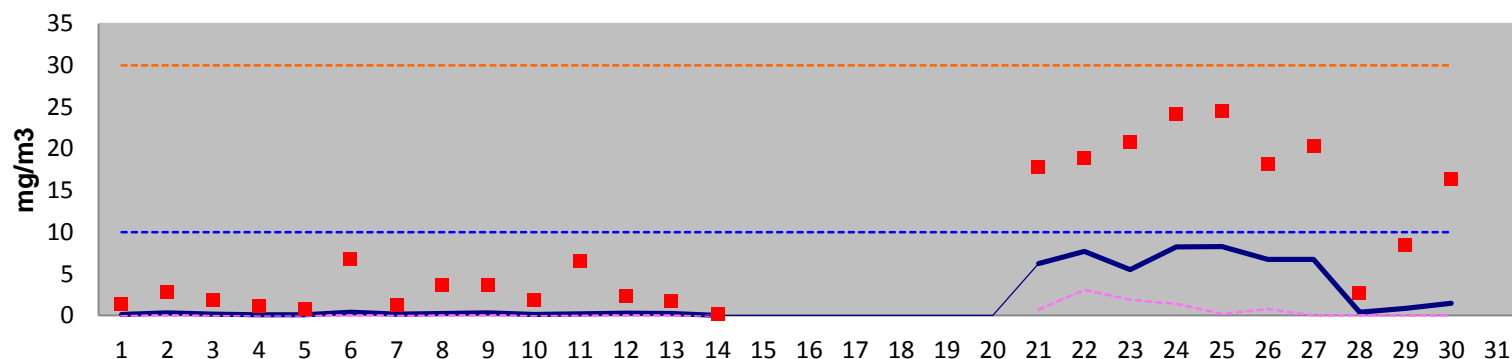
Permit Reference no: WP3836ZF
Operator: Tradebe Healthcare National Limited
Installation: Wrexham Clinical Waste Incinerator

Variation Reference Number: EPR/MP3239FQ/V002
Form Number : Agency Form / A2/ Form Dated 20 October 2011

Reporting of Continuously Monitored Emissions to Air for Particulates from Emission Point A1 for the month of September 2018

Daily and Half Hourly Average Monitoring Data

- Daily average ELV
- Half-hour average ELV
- Mean half hour average
- Maximum half hour average
- Minimum half hourly average
- Daily average



	Monthly summary	Date	1	2	3	4	5	6	7	8	9	10	11	12	13	14	15	16	17	18	19	20	21	22	23	24	25	26	27	28	29	30	
		Half-hour average ELV	30	30	30	30	30	30	30	30	30	30	30	30	30	30	30	30	30	30	30	30	30	30	30	30	30	30	30	30	30	30	
Half-hourly average	Monthly maximum	24.5	Maximum half hour average	1.4	2.8	1.8	1.1	0.8	6.7	1.3	3.6	3.7	1.8	6.5	2.3	1.7	0.1						17.8	18.9	20.8	24.1	24.5	18.2	20.3	2.7	8.4	16.4	
	Monthly mean	2.3	Mean half hour average	0.15	0.32	0.18	0.09	0.08	0.42	0.16	0.23	0.31	0.15	0.22	0.29	0.25	0.01						6.25	7.68	5.51	8.25	8.28	6.74	6.74	0.42	0.87	1.49	
	Monthly minimum	0.0	Minimum half hourly average	0	0	0	0	0	0	0	0	0	0	0	0	0	0						0.7	3.1	1.9	1.4	0.2	0.8	0	0	0	0	
	Total invalid results	0.0	No. of invalid results	0	0	0	0	0	0	0	0	0	0	0	0	0	0	0	0	0	0	0	0	0	0	0	0	0	0	0	0	0	
	Sum of exceedances	0.0	No. of exceedances of ELV	0	0	0	0	0	0	0	0	0	0	0	0	0	0	0	0	0	0	0	0	0	0	0	0	0	0	0	0	0	
Daily average			Daily average ELV	10	10	10	10	10	10	10	10	10	10	10	10	10	10	10	10	10	10	10	10	10	10	10	10	10	10	10	10	10	
	Monthly maximum	8.3	Daily average	0.15	0.32	0.18	0.09	0.08	0.42	0.16	0.23	0.31	0.15	0.22	0.29	0.25	0.01	0	0	0	0	0	6.25	7.68	5.51	8.25	8.28	6.74	6.74	0.42	0.87	1.49	
	No. of invalid days	0.0	Value valid	Y	Y	Y	Y	Y	Y	Y	Y	Y	Y	Y	Y	Y	Y	Y	Y	Y	Y	Y	Y	Y	Y	Y	Y	Y	Y	Y	Y	Y	
	Sum of exceedances	0.0	Value exceeds ELV (Y/N)	N	N	N	N	N	N	N	N	N	N	N	N	N	N	N	N	N	N	N	N	N	N	N	N	N	N	N	N	N	

Signed..... Date.....
(authorised to sign as representative of the Operator)

Plant in Shutdown From 15th - 20th

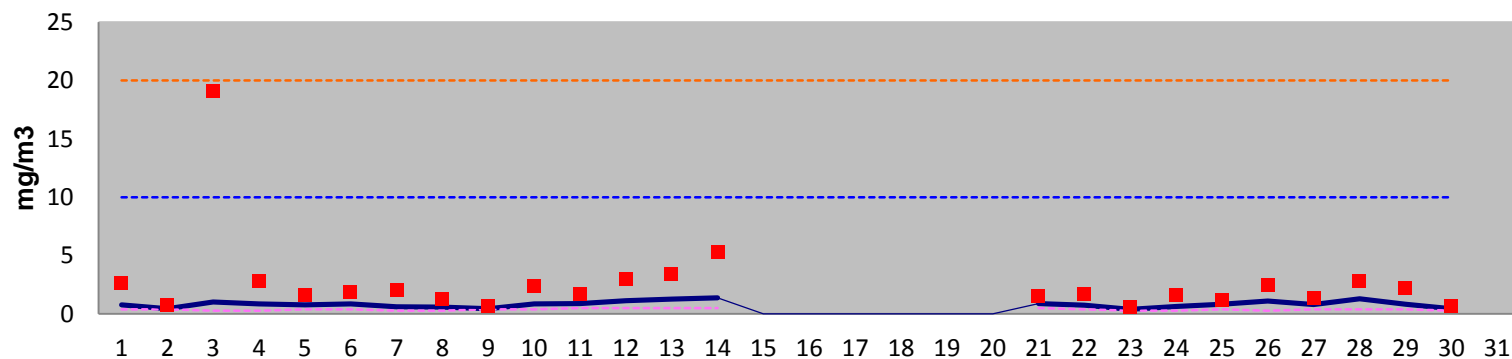
Permit Reference no: WP3836ZF
 Operator: Tradebe Healthcare National Limited
 Installation: Wrexham Clinical Waste Incinerator

Variation Reference Number: EPR/MP3239FQ/V002
 Form Number : Agency Form / A4/ Form Dated 20 October 2011

Reporting of Continuously Monitored Emissions to Air for VOC from Emission Point A1 for the month of September 2018

Daily and Half Hourly Average Monitoring Data

- Daily average ELV
- Half-hour average ELV
- Mean half hour average
- Maximum half hour average
- Minimum half hourly average
- Daily average



	Monthly summary		Date	1	2	3	4	5	6	7	8	9	10	11	12	13	14	15	16	17	18	19	20	21	22	23	24	25	26	27	28	29	30	
			Half-hour average ELV	20	20	20	20	20	20	20	20	20	20	20	20	20	20	20	20	20	20	20	20	20	20	20	20	20	20	20	20	20	20	
Half-hourly average	Monthly maximum	19.1	Maximum half hour average	2.6	0.8	19.1	2.8	1.6	1.9	2	1.3	0.7	2.4	1.7	3	3.4	5.3							1.5	1.7	0.6	1.6	1.2	2.5	1.4	2.8	2.2	0.7	
	Monthly mean	0.8	Mean half hour average	0.79	0.46	1.02	0.86	0.77	0.85	0.62	0.6	0.44	0.87	0.88	1.14	1.28	1.38							0.88	0.74	0.4	0.64	0.84	1.11	0.81	1.3	0.83	0.44	
	Monthly minimum	0.3	Minimum half hourly average	0.4	0.4	0.3	0.3	0.4	0.4	0.3	0.3	0.4	0.4	0.5	0.5	0.5	0.5							0.5	0.4	0.3	0.3	0.4	0.3	0.4	0.4	0.4	0.3	
	Total invalid results	0.0	No. of invalid results	0	0	0	0	0	0	0	0	0	0	0	0	0	0	0	0	0	0	0	0	0	0	0	0	0	0	0	0	0	0	
	Sum of exceedances	0.0	No. of exceedances of ELV	0	0	0	0	0	0	0	0	0	0	0	0	0	0	0	0	0	0	0	0	0	0	0	0	0	0	0	0	0	0	
Daily average			Daily average ELV	10	10	10	10	10	10	10	10	10	10	10	10	10	10	10	10	10	10	10	10	10	10	10	10	10	10	10	10	10	10	
	Monthly maximum	1.4	Daily average	0.79	0.46	1.02	0.86	0.77	0.85	0.62	0.6	0.44	0.87	0.88	1.14	1.28	1.38	0	0	0	0	0	0	0.88	0.74	0.4	0.64	0.84	1.11	0.81	1.3	0.83	0.44	
	No. of invalid days	0.0	Value valid	Y	Y	Y	Y	Y	Y	Y	Y	Y	Y	Y	Y	Y	Y	Y	Y	Y	Y	Y	Y	Y	Y	Y	Y	Y	Y	Y	Y	Y	Y	
	Sum of exceedances	0.0	Value exceeds ELV (Y/N)	N	N	N	N	N	N	N	N	N	N	N	N	N	N	N	N	N	N	N	N	N	N	N	N	N	N	N	N	N	N	N

Signed..... Date.....

(authorised to sign as representative of the Operator)

Permit Reference no: WP3836ZF

Operator: Tradebe Healthcare National Limited

Installation: Wrexham Clinical Waste Incinerator

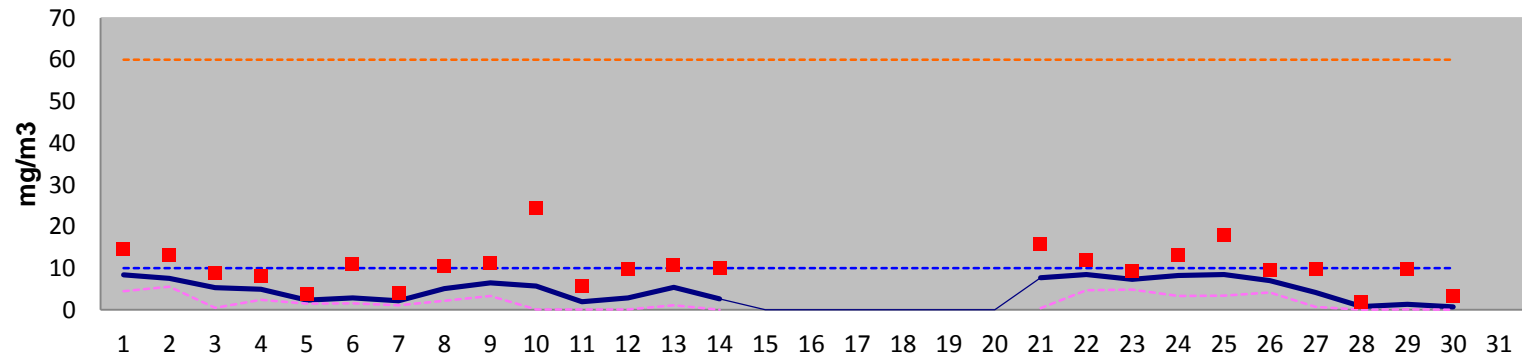
Variation Reference Number: EPR/MP3239FQ/V002

Form Number : Agency Form / A3/ Form Dated 20 October 2011

Reporting of Continuously Monitored Emissions to Air for Hydrogen Chloride from Emission Point A1 for the month of September 2018

Daily and Half Hourly Average Monitoring Data

- Daily average ELV
- Half-hour average ELV
- Mean half hour average
- Maximum half hour average
- Minimum half hourly average
- Daily average



	Monthly summary		Date	1	2	3	4	5	6	7	8	9	10	11	12	13	14	15	16	17	18	19	20	21	22	23	24	25	26	27	28	29	30	
			Half-hour average ELV	60	60	60	60	60	60	60	60	60	60	60	60	60	60	60	60	60	60	60	60	60	60	60	60	60	60	60	60	60	60	
Half-hourly average	Monthly maximum	24.5	Maximum half hour average	14.7	13.1	8.8	8.1	3.8	10.9	3.9	10.5	11.2	24.5	5.7	9.7	10.8	9.9							15.7	11.8	9.2	13.1	17.8	9.5	9.7	1.8	9.8	3.2	
	Monthly mean	4.9	Mean half hour average	8.41	7.58	5.31	4.93	2.33	2.91	2.18	5.14	6.52	5.7	1.94	2.88	5.44	2.65							7.73	8.46	7.3	8.25	8.52	7.06	4.2	0.79	1.31	0.73	
	Monthly minimum	0.0	Minimum half hourly average	4.5	5.6	0.5	2.4	1.5	1.6	1.1	2.2	3.3	0.1	0.1	0.1	1.1	0							0.4	4.7	4.9	3.3	3.4	4.2	0.7	0	0.1	0	
	Total invalid results	0.0	No. of invalid results	0	0	0	0	0	0	0	0	0	0	0	0	0	0	0	0	0	0	0	0	0	0	0	0	0	0	0	0	0	0	
	Sum of exceedances	0.0	No. of exceedances of ELV	0	0	0	0	0	0	0	0	0	0	0	0	0	0	0	0	0	0	0	0	0	0	0	0	0	0	0	0	0	0	0
Daily average			Daily average ELV	10	10	10	10	10	10	10	10	10	10	10	10	10	10	10	10	10	10	10	10	10	10	10	10	10	10	10	10	10	10	
	Monthly maximum	8.5	Daily average	8.41	7.58	5.31	4.93	2.33	2.91	2.18	5.14	6.52	5.7	1.94	2.88	5.44	2.65	0	0	0	0	0	0	7.73	8.46	7.3	8.25	8.52	7.06	4.2	0.79	1.31	0.73	
	No. of invalid days	0.0	Value valid	Y	Y	Y	Y	Y	Y	Y	Y	Y	Y	Y	Y	Y	Y	Y	Y	Y	Y	Y	Y	Y	Y	Y	Y	Y	Y	Y	Y	Y	Y	
	Sum of exceedances	0.0	Value exceeds ELV (Y/N)	N	N	N	N	N	N	N	N	N	N	N	N	N	N	N	N	N	N	N	N	N	N	N	N	N	N	N	N	N	N	N

Signed..... Date.....

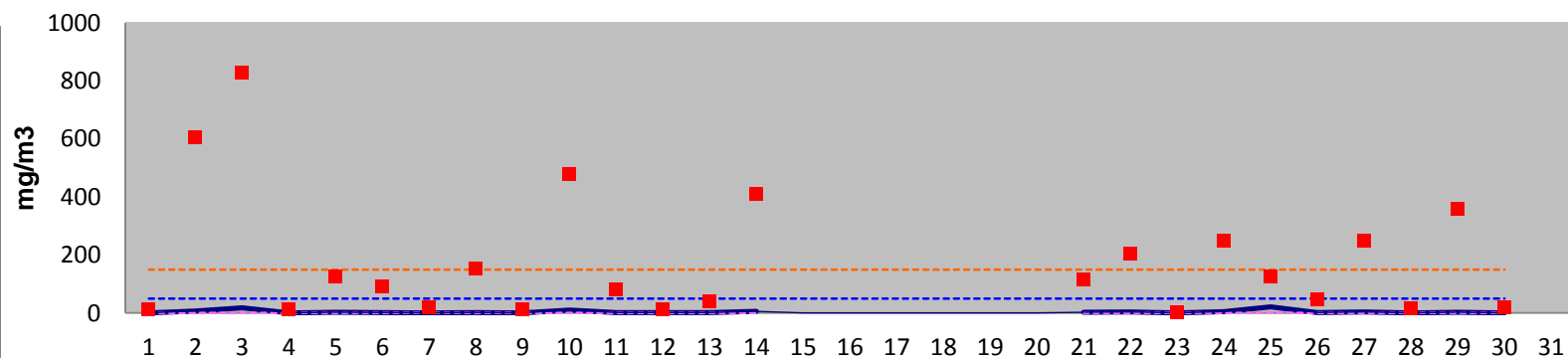
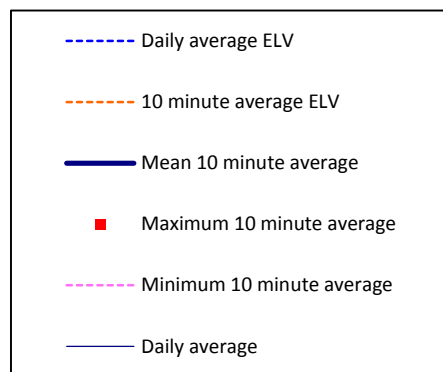
(authorised to sign as representative of the Operator)

Permit Reference no: WP3836ZF
Operator: Tradebe Healthcare National Limited
Installation: Wrexham Clinical Waste Incinerator

Variation Reference Number: EPR/MP3239FQ/V002
Form Number : Agency Form / A5/ Form Dated 20 October 2011

Reporting of Continuously Monitored Emissions to Air for Carbon Monoxide from Emission Point A1 for the month of September 2018

Daily and 10 minute Average Monitoring Data



	Monthly summary		Date	1	2	3	4	5	6	7	8	9	10	11	12	13	14	15	16	17	18	19	20	21	22	23	24	25	26	27	28	29	30		
			10 minute average ELV	150	150	150	150	150	150	150	150	150	150	150	150	150	150	150	150	150	150	150	150	150	150	150	150	150	150	150	150	150	150	150	
10 minute average	Monthly maximum	828.3	Maximum 10 minute average	10.5	606	828	13.1	124	90.4	18.3	154	10.4	479	81.9	13.4	38.2	409							114	202.7	2.7	247	127	48.5	250	15.6	360.2	19.5		
	Monthly mean	3.9	Mean 10 minute average	0.36	6.86	17.8	0.48	2.55	1.73	0.38	1.37	0.17	9.87	1.43	1.14	1.27	6.14							2.95	4.28	0.24	4.53	21.9	1.08	3.65	0.57	2.83	0.43		
	Monthly minimum	0.0	Minimum 10 minute average	0	0	0	0	0	0	0	0	0	0	0	0	0	0.1							0	0	0	0	0	0	0	0	0	0	0	
	Total invalid results	0.0	No. of invalid results	0	0	0	0	0	0	0	0	0	0	0	0	0	0	0	0	0	0	0	0	0	0	0	0	0	0	0	0	0	0	0	
	Sum of exceedances	15.0	No. of exceedances of ELV	0	4	1	0	0	0	0	0	1	0	0	0	0	0	3	0	0	0	0	0	0	0	2	0	1	0	0	2	0	1	0	
Daily average			Daily average ELV	50	50	50	50	50	50	50	50	50	50	50	50	50	50	50	50	50	50	50	50	50	50	50	50	50	50	50	50	50	50		
	Monthly maximum	21.9	Daily average	0.36	6.86	17.8	0.48	2.55	1.73	0.38	1.37	0.17	9.87	1.43	1.14	1.27	6.14	0	0	0	0	0	0	2.95	4.28	0.24	4.53	21.9	1.08	3.65	0.57	2.83	0.43		
	No. of invalid days	0.0	Value valid	Y	Y	Y	Y	Y	Y	Y	Y	Y	Y	Y	Y	Y	Y	Y	Y	Y	Y	Y	Y	Y	Y	Y	Y	Y	Y	Y	Y	Y	Y		
	Sum of exceedances	0.0	Value exceeds ELV (Y/N)	N	N	N	N	N	N	N	N	N	N	N	N	N	N	N	N	N	N	N	N	N	N	N	N	N	N	N	N	N	N	N	

Signed..... Date.....

(authorised to sign as representative of the Operator)

Permit Reference no: WP3836ZF

Operator: Tradebe Healthcare National Limited
Installation: Wrexham Clinical Waste Incinerator

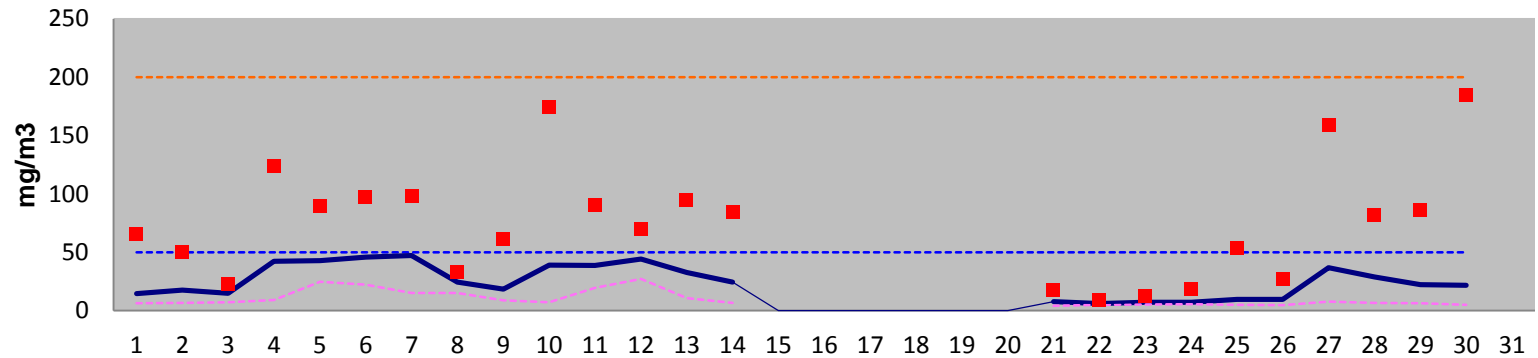
Variation Reference Number: EPR/MP3239FQ/V002

Form Number : Agency Form / A6/ Form Dated 20 October 2011

Reporting of Continuously Monitored Emissions to Air for Sulphur Dioxide from Emission Point A1 for the month of September 2018

Daily and Half Hourly Average Monitoring Data

- Daily average ELV
- Half-hour average ELV
- Mean half hour average
- Maximum half hour average
- Minimum half hourly average
- Daily average



Monthly summary			Date	1	2	3	4	5	6	7	8	9	10	11	12	13	14	15	16	17	18	19	20	21	22	23	24	25	26	27	28	29	30	
			Half-hour average ELV	200	200	200	200	200	200	200	200	200	200	200	200	200	200	200	200	200	200	200	200	200	200	200	200	200	200	200	200	200	200	
Half-hourly average	Monthly maximum	184.6	Maximum half hour average	65.7	50.1	22.6	124	89.4	97.2	97.9	33.5	61.8	174	90.6	69.7	95	84.3							17.8	9.2	12.8	18.5	53.6	27	159	81.6	86	185	
	Monthly mean	25.3	Mean half hour average	14.7	17.7	14.9	42.5	43	45.8	47.2	24.5	18.5	39.1	38.7	44.3	32.7	24.5							7.76	6.28	7.31	7.14	9.72	9.86	36.8	29.1	22.4	21.9	
	Monthly minimum	4.3	Minimum half hourly average	6.4	6.8	7.2	9.2	24.8	22.3	15.3	15.3	8.8	7.3	19.5	27.2	10.9	6.8							4.3	5.2	5.4	5.6	5.1	4.9	7.7	6.6	6.4	5.2	
	Total invalid results	0.0	No. of invalid results	0	0	0	0	0	0	0	0	0	0	0	0	0	0	0	0	0	0	0	0	0	0	0	0	0	0	0	0	0	0	
	Sum of exceedances	0.0	No. of exceedances of ELV	0	0	0	0	0	0	0	0	0	0	0	0	0	0	0	0	0	0	0	0	0	0	0	0	0	0	0	0	0	0	
Daily average			Daily average ELV	50	50	50	50	50	50	50	50	50	50	50	50	50	50	50	50	50	50	50	50	50	50	50	50	50	50	50	50	50	50	
	Monthly maximum	47.2	Daily average	14.7	17.7	14.9	42.5	43	45.8	47.2	24.5	18.5	39.1	38.7	44.3	32.7	24.5	0	0	0	0	0	0	7.76	6.28	7.31	7.14	9.72	9.86	36.8	29.1	22.4	21.9	
	No. of invalid days	0.0	Value valid	Y	Y	Y	Y	Y	Y	Y	Y	Y	Y	Y	Y	Y	Y	Y	Y	Y	Y	Y	Y	Y	Y	Y	Y	Y	Y	Y	Y	Y	Y	
	Sum of exceedances	0.0	Value exceeds ELV (Y/N)	N	N	N	N	N	N	N	N	N	N	N	N	N	N	N	N	N	N	N	N	N	N	N	N	N	N	N	N	N	N	

Signed..... Date.....

(authorised to sign as representative of the Operator)

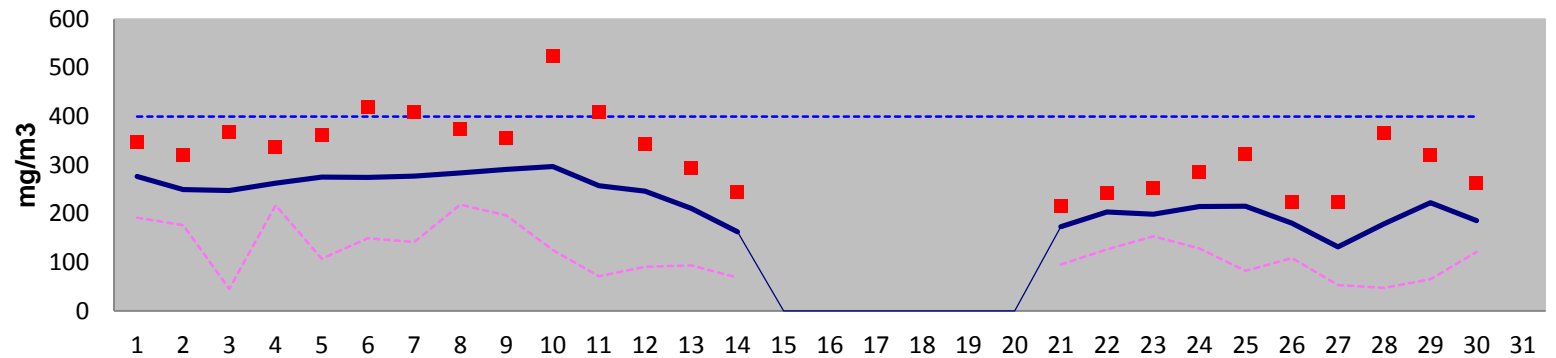
Permit Reference no: WP3836ZF
 Operator: Tradebe Healthcare National Limited
 Installation: Wrexham Clinical Waste Incinerator

Variation Reference Number: EPR/MP3239FQ/V002
 Form Number : Agency Form / A7/ Form Dated 20 October 2011

Reporting of Continuously Monitored Emissions to Air for Oxides of Nitrogen from Emission Point A1 for the month of September 2018

Daily and Half Hourly Average Monitoring Data

- Daily average ELV
- Half-hour average ELV
- Mean half hour average
- Maximum half hour average
- Minimum half hourly average
- Daily average



Monthly summary			Date	1	2	3	4	5	6	7	8	9	10	11	12	13	14	15	16	17	18	19	20	21	22	23	24	25	26	27	28	29	30	
			Half-hour average ELV																															
Half-hourly average	Monthly maximum	523.3	Maximum half hour average	347	320.4	368	338	361	419	410	374	355	523	409	343	293	244							217	243	252	286	323	224	225	366	320	264	
	Monthly mean	230.1	Mean half hour average	277	249.48	248	263	276	275	277	284	291	297	258	246	211	163							174	204	199	215	216	181	132	179	223	186	
	Monthly minimum	45.4	Minimum half hourly average	192	176.5	45.4	218	108	149	142	219	196	125	71.3	91.2	93.5	68.9							95.6	127	154	129	82.4	109	53.6	47.4	65.7	122	
	Total invalid results	0.0	No. of invalid results	0	0	0	0	0	0	0	0	0	0	0	0	0	0	0	0	0	0	0	0	0	0	0	0	0	0	0	0	0	0	
	Sum of exceedances	0.0	No. of exceedances of ELV	0	0	0	0	0	0	0	0	0	0	0	0	0	0	0	0	0	0	0	0	0	0	0	0	0	0	0	0	0	0	
Daily average			Daily average ELV	400	400	400	400	400	400	400	400	400	400	400	400	400	400	400	400	400	400	400	400	400	400	400	400	400	400	400	400	400	400	
	Monthly maximum	297.4	Daily average	277	249.48	248	263	276	275	277	284	291	297	258	246	211	163	0	0	0	0	0	0	174	204	199	215	216	181	132	179	223	186	
	No. of invalid days	0.0	Value valid	Y	Y	Y	Y	Y	Y	Y	Y	Y	Y	Y	Y	Y	Y	Y	Y	Y	Y	Y	Y	Y	Y	Y	Y	Y	Y	Y	Y	Y	Y	
	Sum of exceedances	0.0	Value exceeds ELV (Y/N)	N	N	N	N	N	N	N	N	N	N	N	N	N	N	N	N	N	N	N	N	N	N	N	N	N	N	N	N	N	N	

Signed..... Date.....

(authorised to sign as representative of the Operator)

