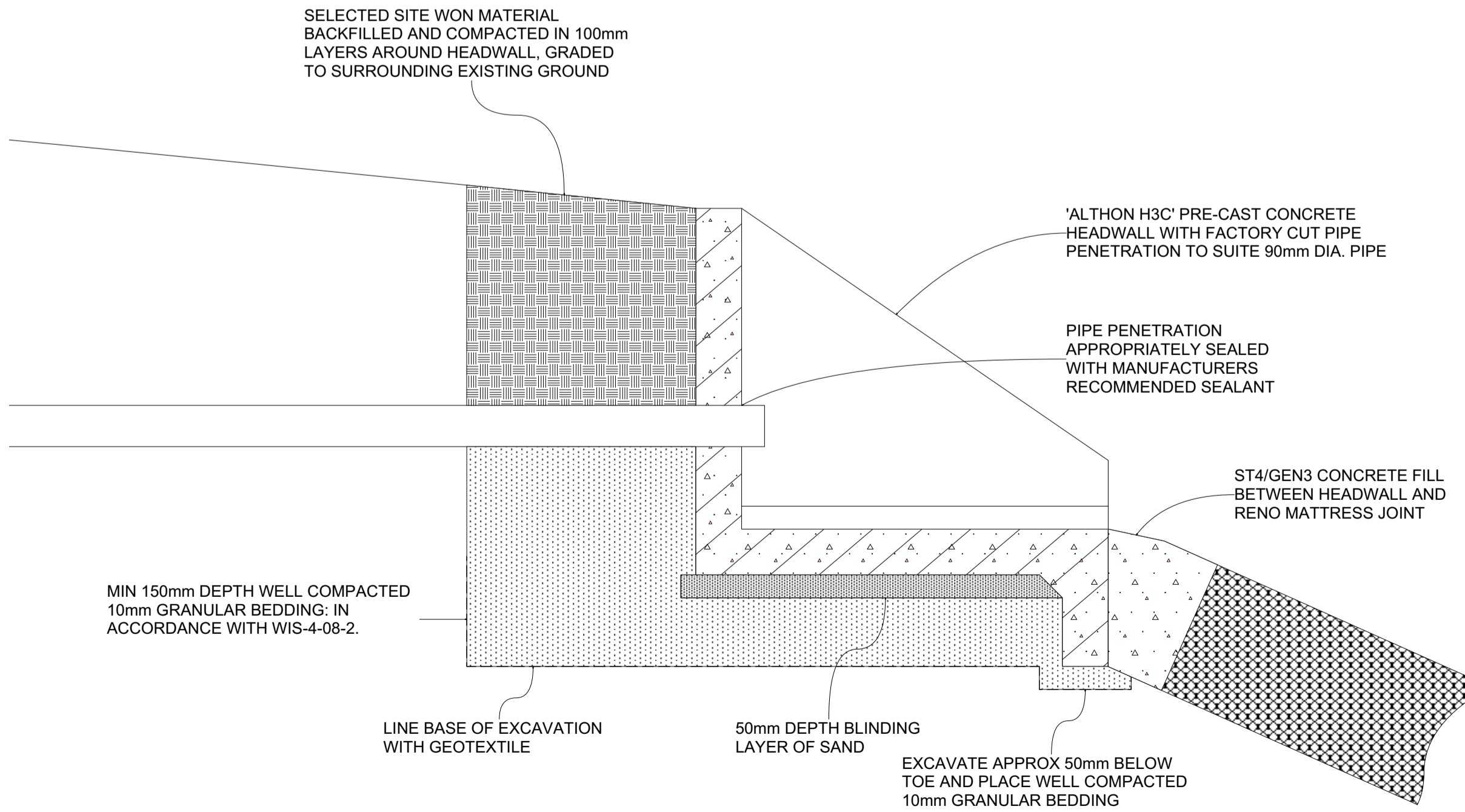
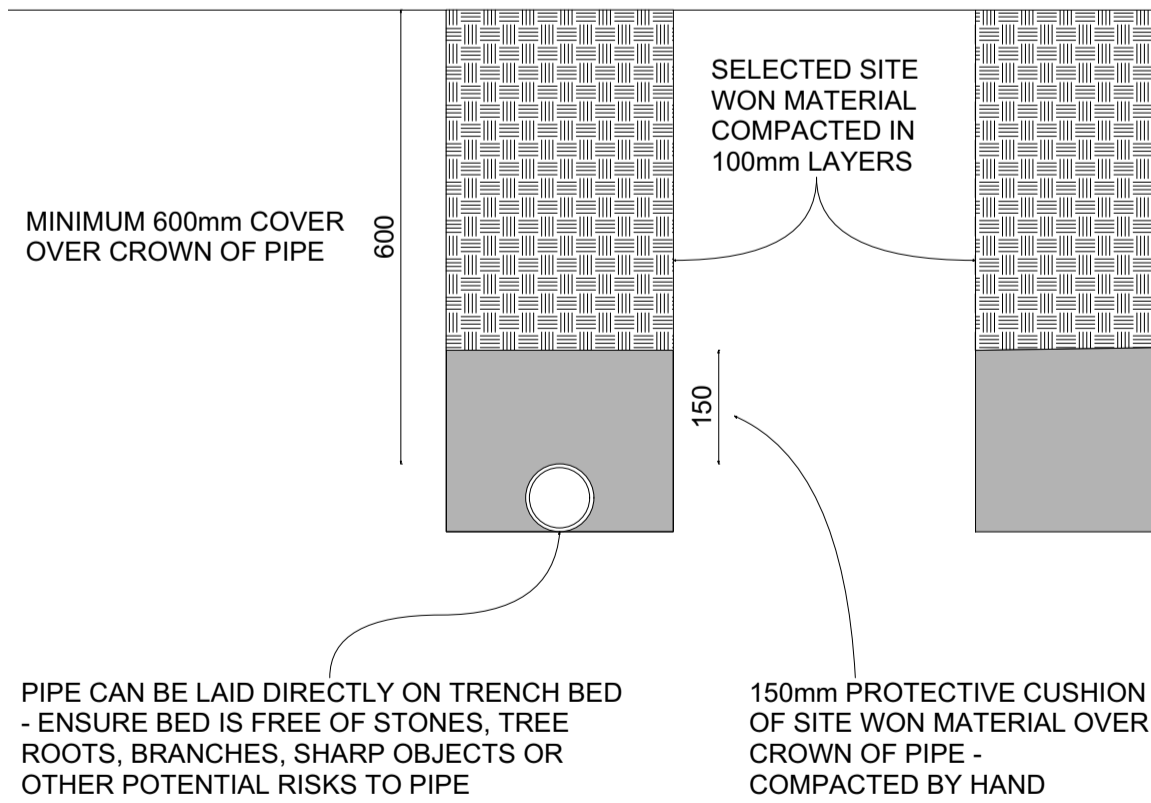


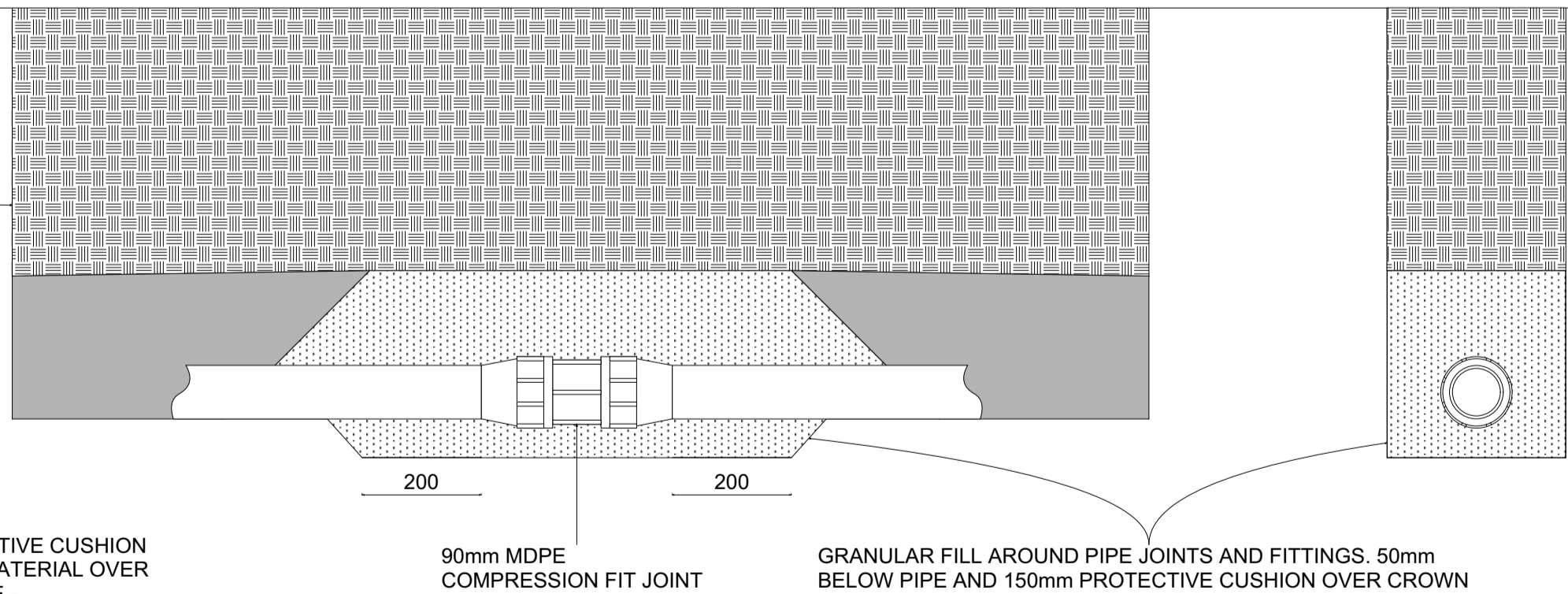
HEADWALL CONSTRUCTION DETAIL



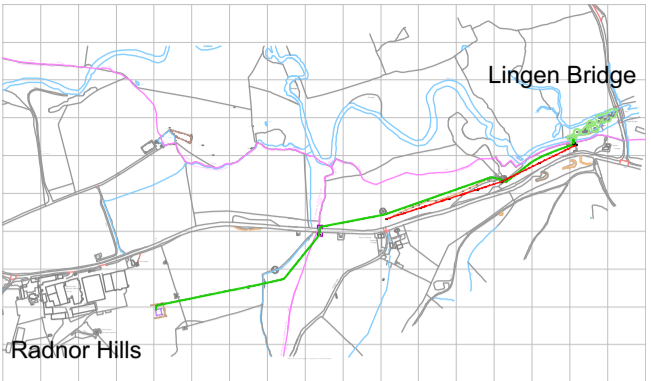
GENERAL IN-FIELD PIPE TRENCH DETAIL



PIPE JOINT TRENCH DETAIL



Drawing Extent



General Notes

1. Do not scale drawings. Dimensions govern.
2. All dimensions shall be verified on site before proceeding with the work.
3. WWT Consulting is to be notified in writing of any discrepancies.
4. Drawings to be read in conjunction with the relevant specification documents.
5. To be read in conjunction with the following drawings:

RAD02-4-100-1-001 Process Effluent Pipe Run General Arrangement Plan

Revision	Date	Description
----------	------	-------------

Consultant  
WILDFOWL & WETLANDS TRUST  
SLIMBRIDGE  
GLOUCESTERSHIRE GL2 7BT  
www.wwtconsulting.co.uk



Client  
RADNOR HILLS MINERAL WATER COMPANY Ltd  
HEARTSEASE  
KNIGHTON  
POWYS



Sustainability Consultant SUSTAINABLE DIRECTION Ltd

sustainable direction  
thinking of the future

Hydrology Consultant RUKHYDRO LIMITED  
6 Claremont Buildings  
Claremont Bank  
Shrewsbury

Survey Engineer  
INVAR MAPPING SURVEYS  
1 STIPERSTONES,  
MINSTERLEY, SHREWSBURY,  
SHROPSHIRE, SY5 0LZ



Project Title  
EFFLUENT PROCESSING SOLUTIONS

Drawing Title  
PROCESS EFFLUENT PIPE RUN  
CONSTRUCTION DETAILS

Date 23/03/17	Drawn DN	Checked MS	Scale VAR @ A1
Project ref. RAD02	Stage [4] TECHNICAL DESIGN	Scale VAR @ A3	Revision
Drawing No. RAD02-4-100-5-001			