

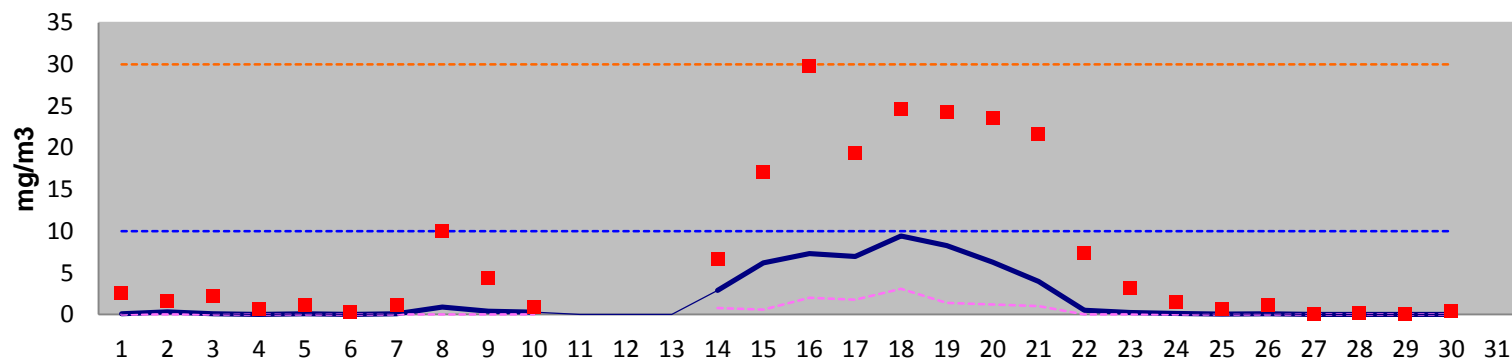
Permit Reference no: WP3836ZF  
 Operator: Tradebe Healthcare National Limited  
 Installation: Wrexham Clinical Waste Incinerator

Variation Reference Number: EPR/MP3239FQ/V002  
 Form Number : Agency Form / A2/ Form Dated 20 October 2011

## Reporting of Continuously Monitored Emissions to Air for Particulates from Emission Point A1 for the month of November 2018

### Daily and Half Hourly Average Monitoring Data

- Daily average ELV
- Half-hour average ELV
- Mean half hour average
- Maximum half hour average
- Minimum half hourly average
- Daily average



	Monthly summary		Date	1	2	3	4	5	6	7	8	9	10	11	12	13	14	15	16	17	18	19	20	21	22	23	24	25	26	27	28	29	30	
			Half-hour average ELV	30	30	30	30	30	30	30	30	30	30	30	30	30	30	30	30	30	30	30	30	30	30	30	30	30	30	30	30	30	30	
Half-hourly average	Monthly maximum	29.8	Maximum half hour average	2.6	1.6	2.2	0.6	1.1	0.3	1.1	10	4.4	0.9				6.6	17.1	29.8	19.3	24.7	24.3	23.6	21.7	7.4	3.2	1.5	0.7	1.1	0	0.1	0	0.4	
	Monthly mean	2.0	Mean half hour average	0.09	0.34	0.1	0.03	0.09	0.03	0.09	0.92	0.41	0.29				2.88	6.2	7.3	6.96	9.41	8.26	6.28	3.96	0.5	0.24	0.14	0.04	0.1	0	0	0	0.01	
	Monthly minimum	0.0	Minimum half hourly average	0	0	0	0	0	0	0	0	0	0				0.8	0.6	2	1.8	3.1	1.4	1.2	1	0	0	0	0	0	0	0	0		
	Total invalid results	0.0	No. of invalid results	0	0	0	0	0	0	0	0	0	0	0	0	0	0	0	0	0	0	0	0	0	0	0	0	0	0	0	0	0	0	
	Sum of exceedances	0.0	No. of exceedances of ELV	0	0	0	0	0	0	0	0	0	0	0	0	0	0	0	0	0	0	0	0	0	0	0	0	0	0	0	0	0	0	
Daily average			Daily average ELV	10	10	10	10	10	10	10	10	10	10	10	10	10	10	10	10	10	10	10	10	10	10	10	10	10	10	10	10	10	10	
	Monthly maximum	9.4	Daily average	0.09	0.34	0.1	0.03	0.09	0.03	0.09	0.92	0.41	0.29	0	0	0	2.88	6.2	7.3	6.96	9.41	8.26	6.28	3.96	0.5	0.24	0.14	0.04	0.1	0	0	0	0.01	
	No. of invalid days	0.0	Value valid	Y	Y	Y	Y	Y	Y	Y	Y	Y	Y	Y	Y	Y	Y	Y	Y	Y	Y	Y	Y	Y	Y	Y	Y	Y	Y	Y	Y	Y	Y	
	Sum of exceedances	0.0	Value exceeds ELV (Y/N)	N	N	N	N	N	N	N	N	N	N	N	N	N	N	N	N	N	N	N	N	N	N	N	N	N	N	N	N	N	N	N

Signed..... Date.....  
 (authorised to sign as representative of the Operator)

11th 13th Shutdown



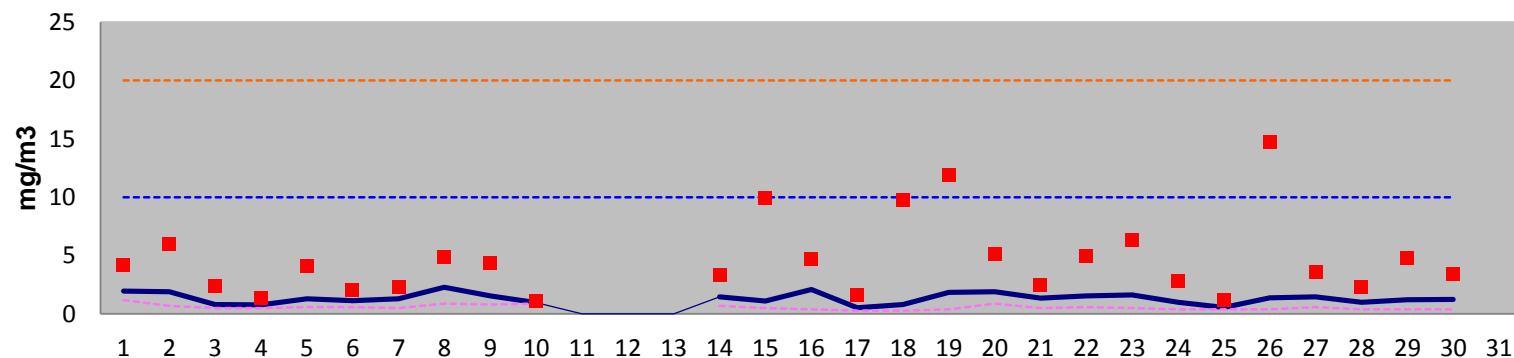
Permit Reference no: WP3836ZF  
 Operator: Tradebe Healthcare National Limited  
 Installation: Wrexham Clinical Waste Incinerator

Variation Reference Number: EPR/MP3239FQ/V002  
 Form Number : Agency Form / A4/ Form Dated 20 October 2011

## Reporting of Continuously Monitored Emissions to Air for VOC from Emission Point A1 for the month of November 2018

### Daily and Half Hourly Average Monitoring Data

- Daily average ELV
- Half-hour average ELV
- Mean half hour average
- Maximum half hour average
- Minimum half hourly average
- Daily average



	Monthly summary		Date	1	2	3	4	5	6	7	8	9	10	11	12	13	14	15	16	17	18	19	20	21	22	23	24	25	26	27	28	29	30	
			Half-hour average ELV	20	20	20	20	20	20	20	20	20	20	20	20	20	20	20	20	20	20	20	20	20	20	20	20	20	20	20	20	20	20	
Half-hourly average	Monthly maximum	14.7	Maximum half hour average	4.2	6	2.4	1.4	4.1	2	2.3	4.9	4.4	1.1				3.3	9.9	4.7	1.6	9.7	11.9	5.1	2.5	5	6.3	2.8	1.2	14.7	3.6	2.3	4.8	3.4	
	Monthly mean	1.3	Mean half hour average	1.96	1.9	0.8	0.77	1.29	1.13	1.29	2.28	1.56	0.97				1.46	1.11	2.09	0.54	0.8	1.86	1.9	1.36	1.56	1.64	1.01	0.57	1.39	1.46	1	1.22	1.25	
	Monthly minimum	0.3	Minimum half hourly average	1.2	0.7	0.5	0.5	0.6	0.6	0.5	0.9	0.8	0.9				0.7	0.5	0.4	0.3	0.3	0.4	0.9	0.5	0.6	0.5	0.4	0.4	0.4	0.6	0.4	0.4	0.4	
	Total invalid results	0.0	No. of invalid results	0	0	0	0	0	0	0	0	0	0	0	0	0	0	0	0	0	0	0	0	0	0	0	0	0	0	0	0	0	0	
	Sum of exceedances	0.0	No. of exceedances of ELV	0	0	0	0	0	0	0	0	0	0	0	0	0	0	0	0	0	0	0	0	0	0	0	0	0	0	0	0	0	0	
Daily average			Daily average ELV	10	10	10	10	10	10	10	10	10	10	10	10	10	10	10	10	10	10	10	10	10	10	10	10	10	10	10	10	10	10	
	Monthly maximum	2.3	Daily average	1.96	1.9	0.8	0.77	1.29	1.13	1.29	2.28	1.56	0.97	0	0	0	1.46	1.11	2.09	0.54	0.8	1.86	1.9	1.36	1.56	1.64	1.01	0.57	1.39	1.46	1	1.22	1.25	
	No. of invalid days	0.0	Value valid	Y	Y	Y	Y	Y	Y	Y	Y	Y	Y	Y	Y	Y	Y	Y	Y	Y	Y	Y	Y	Y	Y	Y	Y	Y	Y	Y	Y	Y	Y	
	Sum of exceedances	0.0	Value exceeds ELV (Y/N)	N	N	N	N	N	N	N	N	N	N	N	N	N	N	N	N	N	N	N	N	N	N	N	N	N	N	N	N	N	N	

Signed..... Date.....

(authorised to sign as representative of the Operator)



Permit Reference no: WP3836ZF

Operator: Tradebe Healthcare National Limited

Installation: Wrexham Clinical Waste Incinerator

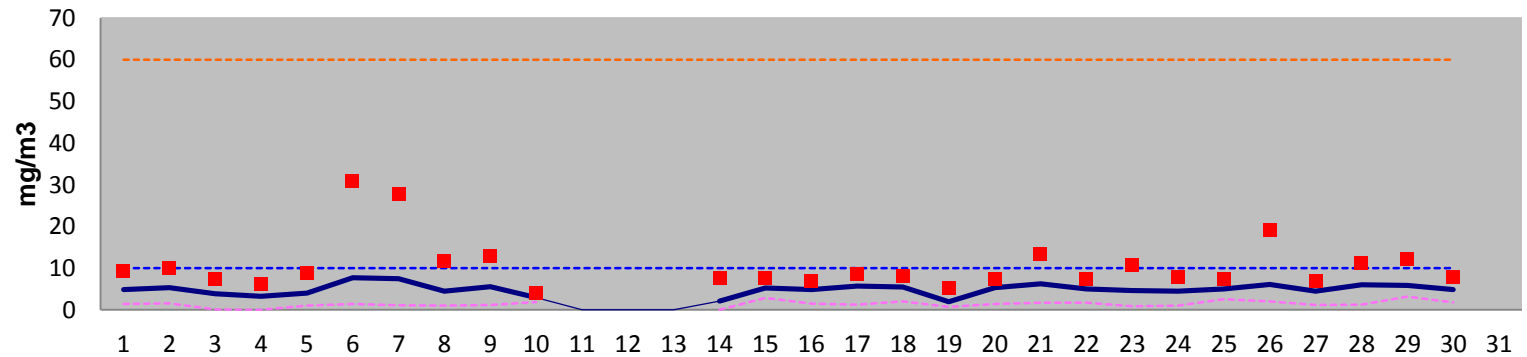
Variation Reference Number: EPR/MP3239FQ/V002

Form Number : Agency Form / A3/ Form Dated 20 October 2011

## Reporting of Continuously Monitored Emissions to Air for Hydrogen Chloride from Emission Point A1 for the month of November 2018

### Daily and Half Hourly Average Monitoring Data

- Daily average ELV
- Half-hour average ELV
- Mean half hour average
- Maximum half hour average
- Minimum half hourly average
- Daily average



	Monthly summary		Date	1	2	3	4	5	6	7	8	9	10	11	12	13	14	15	16	17	18	19	20	21	22	23	24	25	26	27	28	29	30	
			Half-hour average ELV	60	60	60	60	60	60	60	60	60	60	60	60	60	60	60	60	60	60	60	60	60	60	60	60	60	60	60	60	60	60	
Half-hourly average	Monthly maximum	30.9	Maximum half hour average	9.3	9.9	7.4	6.2	8.8	30.9	27.9	11.7	12.9	4				7.6	7.5	6.9	8.6	8	5.3	7.3	13.4	7.3	10.7	7.9	7.4	19.2	7	11.2	12.2	7.8	
	Monthly mean	4.9	Mean half hour average	4.85	5.36	3.88	3.24	4	7.7	7.46	4.49	5.56	2.94				2.09	5.28	4.88	5.7	5.46	1.96	5.33	6.23	5	4.68	4.52	5.04	6.12	4.46	6.03	5.88	4.86	
	Monthly minimum	0.0	Minimum half hourly average	1.4	1.6	0.1	0	1	1.4	1.1	1	1.2	1.9				0	2.9	1.5	1.3	2	0.7	1.4	1.7	1.7	0.9	1	2.6	2	1.2	1.3	3.2	1.8	
	Total invalid results	0.0	No. of invalid results	0	0	0	0	0	0	0	0	0	0	0	0	0	0	0	0	0	0	0	0	0	0	0	0	0	0	0	0	0	0	
	Sum of exceedances	0.0	No. of exceedances of ELV	0	0	0	0	0	0	0	0	0	0	0	0	0	0	0	0	0	0	0	0	0	0	0	0	0	0	0	0	0	0	
Daily average			Daily average ELV	10	10	10	10	10	10	10	10	10	10	10	10	10	10	10	10	10	10	10	10	10	10	10	10	10	10	10	10	10	10	
	Monthly maximum	7.7	Daily average	4.85	5.36	3.88	3.24	4	7.7	7.46	4.49	5.56	2.94	0	0	0	2.09	5.28	4.88	5.7	5.46	1.96	5.33	6.23	5	4.68	4.52	5.04	6.12	4.46	6.03	5.88	4.86	
	No. of invalid days	0.0	Value valid	Y	Y	Y	Y	Y	Y	Y	Y	Y	Y	Y	Y	Y	Y	Y	Y	Y	Y	Y	Y	Y	Y	Y	Y	Y	Y	Y	Y	Y	Y	
	Sum of exceedances	0.0	Value exceeds ELV (Y/N)	N	N	N	N	N	N	N	N	N	N	N	N	N	N	N	N	N	N	N	N	N	N	N	N	N	N	N	N	N	N	N

Signed..... Date.....

(authorised to sign as representative of the Operator)



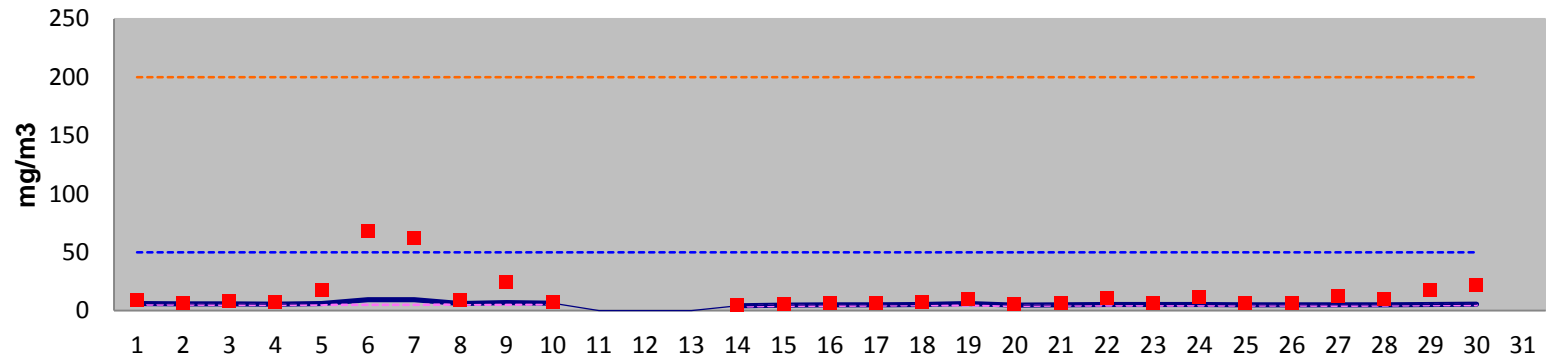
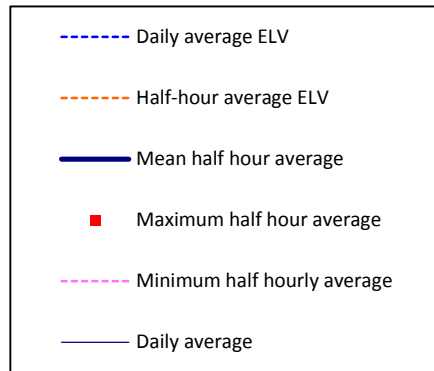


Permit Reference no: WP3836ZF  
 Operator: Tradebe Healthcare National Limited  
 Installation: Wrexham Clinical Waste Incinerator

Variation Reference Number: EPR/MP3239FQ/V002  
 Form Number : Agency Form / A6/ Form Dated 20 October 2011

## Reporting of Continuously Monitored Emissions to Air for Sulphur Dioxide from Emission Point A1 for the month of November 2018

### Daily and Half Hourly Average Monitoring Data



Monthly summary			Date	1	2	3	4	5	6	7	8	9	10	11	12	13	14	15	16	17	18	19	20	21	22	23	24	25	26	27	28	29	30	
			Half-hour average ELV	200	200	200	200	200	200	200	200	200	200	200	200	200	200	200	200	200	200	200	200	200	200	200	200	200	200	200	200	200	200	
Half-hourly average	Monthly maximum	68.4	Maximum half hour average	8.7	6.3	7.9	7.1	17.6	68.4	62.5	9	24.5	7.3				5.1	5.6	6.6	6.7	7.8	9.5	5.6	6.3	10.3	6.9	12	6.2	6.3	12.5	9.6	17.2	22.3	
	Monthly mean	5.8	Mean half hour average	6.06	5.81	5.79	5.53	6.11	9.58	9.32	6.29	6.89	6.34				4.36	4.8	5.08	5.03	5.42	6.14	4.76	5.08	5.42	5.25	5.36	5.17	5.14	4.97	5.05	5.37	5.56	
	Monthly minimum	3.7	Minimum half hourly average	5.3	5.4	5.2	5.1	5.2	5.1	5.2	5.4	5	5.7				3.7	4.3	4.2	4.5	4.7	4.6	4.3	4.4	4.6	4.6	4.6	4.6	4.5	4.2	4.6	4.7	4.8	
	Total invalid results	0.0	No. of invalid results	0	0	0	0	0	0	0	0	0	0	0	0	0	0	0	0	0	0	0	0	0	0	0	0	0	0	0	0	0	0	
	Sum of exceedances	0.0	No. of exceedances of ELV	0	0	0	0	0	0	0	0	0	0	0	0	0	0	0	0	0	0	0	0	0	0	0	0	0	0	0	0	0	0	
Daily average			Daily average ELV	50	50	50	50	50	50	50	50	50	50	50	50	50	50	50	50	50	50	50	50	50	50	50	50	50	50	50	50	50	50	
	Monthly maximum	9.6	Daily average	6.06	5.81	5.79	5.53	6.11	9.58	9.32	6.29	6.89	6.34	0	0	0	4.36	4.8	5.08	5.03	5.42	6.14	4.76	5.08	5.42	5.25	5.36	5.17	5.14	4.97	5.05	5.37	5.56	
	No. of invalid days	0.0	Value valid	Y	Y	Y	Y	Y	Y	Y	Y	Y	Y	Y	Y	Y	Y	Y	Y	Y	Y	Y	Y	Y	Y	Y	Y	Y	Y	Y	Y	Y	Y	
	Sum of exceedances	0.0	Value exceeds ELV (Y/N)	N	N	N	N	N	N	N	N	N	N	N	N	N	N	N	N	N	N	N	N	N	N	N	N	N	N	N	N	N	N	

Signed..... Date.....

(authorised to sign as representative of the Operator)

|

|

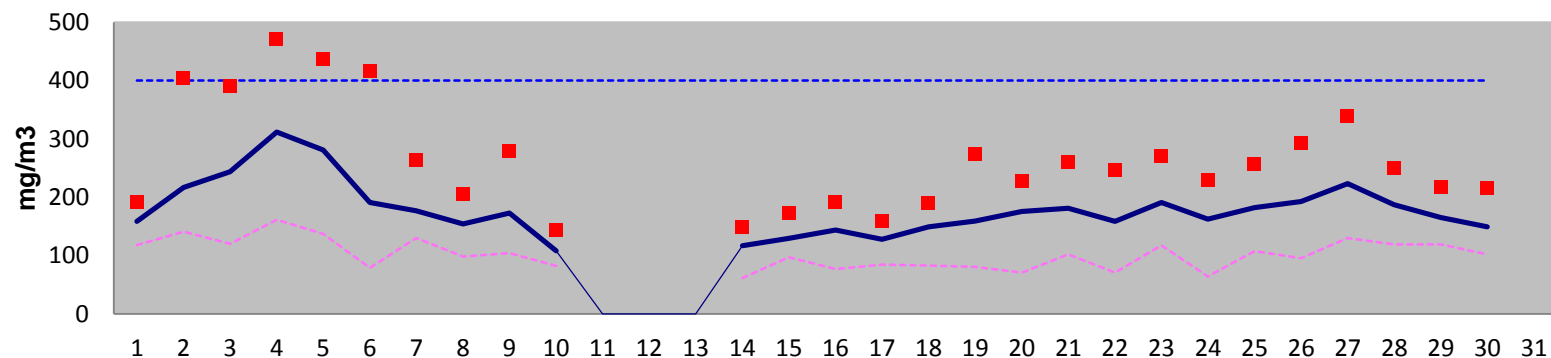
Permit Reference no: WP3836ZF  
Operator: Tradebe Healthcare National Limited  
Installation: Wrexham Clinical Waste Incinerator

Variation Reference Number: EPR/MP3239FQ/V002  
Form Number : Agency Form / A7/ Form Dated 20 October 2011

## Reporting of Continuously Monitored Emissions to Air for Oxides of Nitrogen from Emission Point A1 for the month of November 2018

### Daily and Half Hourly Average Monitoring Data

- Daily average ELV
- Half-hour average ELV
- Mean half hour average
- Maximum half hour average
- Minimum half hourly average
- Daily average



	Monthly summary		Date	1	2	3	4	5	6	7	8	9	10	11	12	13	14	15	16	17	18	19	20	21	22	23	24	25	26	27	28	29	30	
			Half-hour average ELV																															
Half-hourly average	Monthly maximum	470.4	Maximum half hour average	192	404.5	390	470	436	417	264	206	280	144				149	173	191	159	189	274	227	261	246	271	230	256	293	339	251	217	215	
	Monthly mean	178.3	Mean half hour average	159	216.76	244	312	281	191	177	154	173	109				117	130	144	128	149	160	176	182	159	191	163	182	193	223	187	165	149	
	Monthly minimum	61.7	Minimum half hourly average	118	141.1	121	161	137	79.5	130	98.7	104	82.6				61.7	97.1	77.3	84.8	83.2	80.7	70.8	102	70.9	118	64.4	108	95.6	130	119	119	102	
	Total invalid results	0.0	No. of invalid results	0	0	0	0	0	0	0	0	0	0	0	0	0	0	0	0	0	0	0	0	0	0	0	0	0	0	0	0	0	0	
	Sum of exceedances	0.0	No. of exceedances of ELV	0	0	0	0	0	0	0	0	0	0	0	0	0	0	0	0	0	0	0	0	0	0	0	0	0	0	0	0	0	0	
Daily average			Daily average ELV	400	400	400	400	400	400	400	400	400	400	400	400	400	400	400	400	400	400	400	400	400	400	400	400	400	400	400	400	400	400	
	Monthly maximum	312.0	Daily average	159	216.76	244	312	281	191	177	154	173	109	0	0	0	117	130	144	128	149	160	176	182	159	191	163	182	193	223	187	165	149	
	No. of invalid days	0.0	Value valid	Y	Y	Y	Y	Y	Y	Y	Y	Y	Y	Y	Y	Y	Y	Y	Y	Y	Y	Y	Y	Y	Y	Y	Y	Y	Y	Y	Y	Y	Y	
	Sum of exceedances	0.0	Value exceeds ELV (Y/N)	N	N	N	N	N	N	N	N	N	N	N	N	N	N	N	N	N	N	N	N	N	N	N	N	N	N	N	N	N	N	

Signed..... Date.....

(authorised to sign as representative of the Operator)

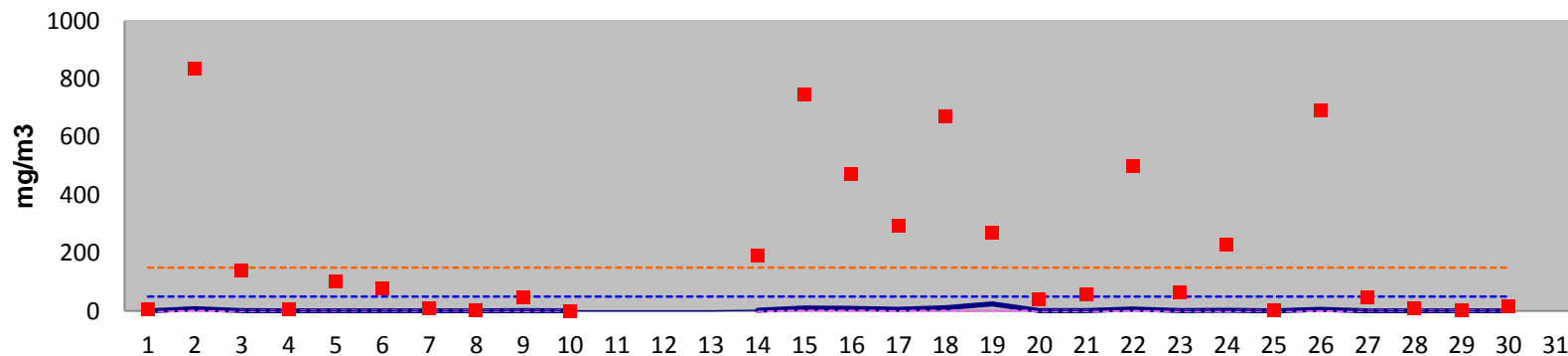
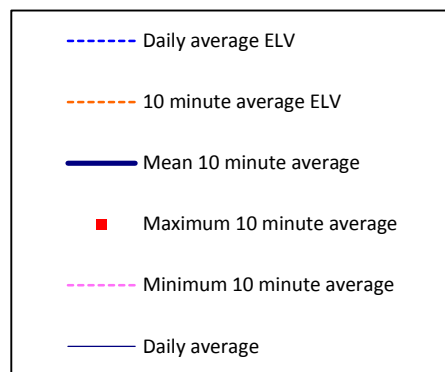


Permit Reference no: WP3836ZF  
 Operator: Tradebe Healthcare National Limited  
 Installation: Wrexham Clinical Waste Incinerator

Variation Reference Number: EPR/MP3239FQ/V002  
 Form Number : Agency Form / A5/ Form Dated 20 October 2011

### Reporting of Continuously Monitored Emissions to Air for Carbon Monoxide from Emission Point A1 for the month of November 2018

#### Daily and 10 minute Average Monitoring Data



	Monthly summary		Date	1	2	3	4	5	6	7	8	9	10	11	12	13	14	15	16	17	18	19	20	21	22	23	24	25	26	27	28	29	30		
			10 minute average ELV	150	150	150	150	150	150	150	150	150	150	150	150	150	150	150	150	150	150	150	150	150	150	150	150	150	150	150	150	150	150	150	
10 minute average	Monthly maximum	834.7	Maximum 10 minute average	4.3	835	139	5.8	103	79.4	9.7	1.2	48.5	0.5				190	746	470	294	669	271	41.5	56.7	497.7	64.1	227	1.2	690	46.4	7.3	3.6	15.2		
	Monthly mean	3.7	Mean 10 minute average	0.45	7.79	2.13	0.28	1.04	0.91	0.36	0.24	1.54	0.13				3.04	10.7	9.53	5.96	11.6	24.7	1.51	1.19	6.61	1.31	2.4	0.07	5.55	0.82	0.32	0.14	0.5		
	Monthly minimum	0.0	Minimum 10 minute average	0	0	0	0	0	0	0	0	0	0				0.1	0.1	0	0	0	0.3	0	0	0.1	0.1	0	0	0	0	0	0	0		
	Total invalid results	0.0	No. of invalid results	0	0	0	0	0	0	0	0	0	0	0	0	0	0	0	0	0	0	0	0	0	0	0	0	0	0	0	0	0	0	0	
	Sum of exceedances	19.0	No. of exceedances of ELV	0	1	0	0	0	0	0	0	0	0	0	0	0	0	1	2	2	2	3	4	0	0	2	0	1	0	1	0	0	0	0	0
Daily average			Daily average ELV	50	50	50	50	50	50	50	50	50	50	50	50	50	50	50	50	50	50	50	50	50	50	50	50	50	50	50	50	50	50	50	
	Monthly maximum	24.7	Daily average	0.45	7.79	2.13	0.28	1.04	0.91	0.36	0.24	1.54	0.13	0	0	0	3.04	10.7	9.53	5.96	11.6	24.7	1.51	1.19	6.61	1.31	2.4	0.07	5.55	0.82	0.32	0.14	0.5		
	No. of invalid days	0.0	Value valid	Y	Y	Y	Y	Y	Y	Y	Y	Y	Y	Y	Y	Y	Y	Y	Y	Y	Y	Y	Y	Y	Y	Y	Y	Y	Y	Y	Y	Y	Y	Y	
	Sum of exceedances	0.0	Value exceeds ELV (Y/N)	N	N	N	N	N	N	N	N	N	N	N	N	N	N	N	N	N	N	N	N	N	N	N	N	N	N	N	N	N	N	N	N

Signed..... Date.....



(authorised to sign as representative of the Operator)

