

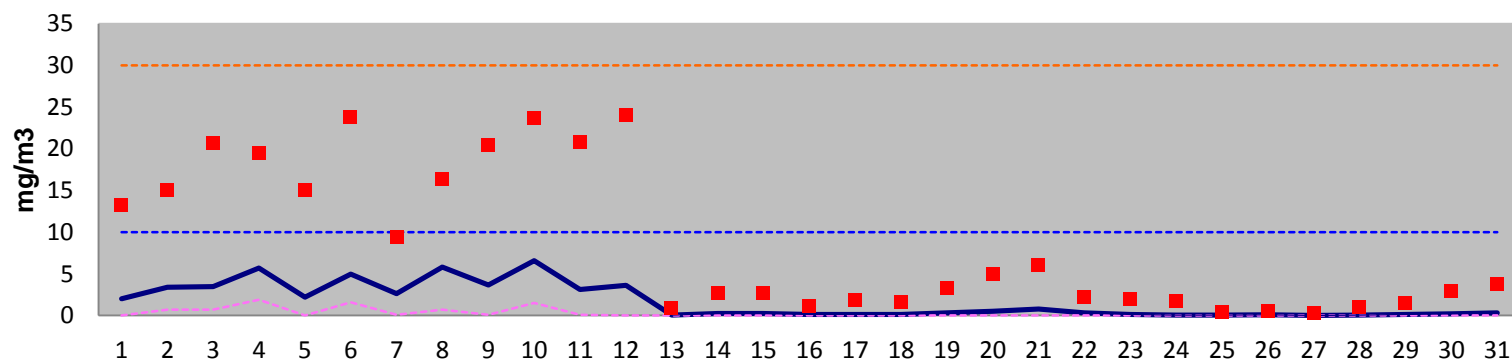
Permit Reference no: WP3836ZF  
 Operator: Tradebe Healthcare National Limited  
 Installation: Wrexham Clinical Waste Incinerator

Variation Reference Number: EPR/MP3239FQ/V002  
 Form Number : Agency Form / A2/ Form Dated 20 October 2011

## Reporting of Continuously Monitored Emissions to Air for Particulates from Emission Point A1 for the month of October 2018

### Daily and Half Hourly Average Monitoring Data

- Daily average ELV
- Half-hour average ELV
- Mean half hour average
- Maximum half hour average
- Minimum half hourly average
- Daily average



	Monthly summary		Date	1	2	3	4	5	6	7	8	9	10	11	12	13	14	15	16	17	18	19	20	21	22	23	24	25	26	27	28	29	30	31
			Half-hour average ELV	30	30	30	30	30	30	30	30	30	30	30	30	30	30	30	30	30	30	30	30	30	30	30	30	30	30	30	30	30	30	30
Half-hourly average	Monthly maximum	24.0	Maximum half hour average	13.3	15	20.7	19.5	15.1	23.8	9.4	16.4	20.4	23.7	20.8	24	0.9	2.7	2.7	1.1	1.8	1.6	3.3	5	6	2.2	1.9	1.7	0.4	0.5	0.3	1	1.5	2.9	3.8
	Monthly mean	1.7	Mean half hour average	2.03	3.38	3.47	5.71	2.2	4.97	2.64	5.83	3.66	6.59	3.13	3.64	0.06	0.23	0.26	0.14	0.14	0.14	0.31	0.5	0.79	0.31	0.14	0.06	0.04	0.08	0.02	0.07	0.14	0.2	0.31
	Monthly minimum	0.0	Minimum half hourly average	0	0.7	0.7	1.9	0	1.6	0.1	0.7	0.1	1.5	0.1	0	0	0	0	0	0	0	0	0	0	0	0	0	0	0	0	0	0	0	0
	Total invalid results	0.0	No. of invalid results	0	0	0	0	0	0	0	0	0	0	0	0	0	0	0	0	0	0	0	0	0	0	0	0	0	0	0	0	0	0	0
	Sum of exceedances	0.0	No. of exceedances of ELV	0	0	0	0	0	0	0	0	0	0	0	0	0	0	0	0	0	0	0	0	0	0	0	0	0	0	0	0	0	0	0
Daily average			Daily average ELV	10	10	10	10	10	10	10	10	10	10	10	10	10	10	10	10	10	10	10	10	10	10	10	10	10	10	10	10	10	10	10
	Monthly maximum	6.6	Daily average	2.03	3.38	3.47	5.71	2.2	4.97	2.64	5.83	3.66	6.59	3.13	3.64	0.06	0.23	0.26	0.14	0.14	0.14	0.31	0.5	0.79	0.31	0.14	0.06	0.04	0.08	0.02	0.07	0.14	0.2	0.31
	No. of invalid days	0.0	Value valid	Y	Y	Y	Y	Y	Y	Y	Y	Y	Y	Y	Y	Y	Y	Y	Y	Y	Y	Y	Y	Y	Y	Y	Y	Y	Y	Y	Y	Y	Y	Y
	Sum of exceedances	0.0	Value exceeds ELV (Y/N)	N	N	N	N	N	N	N	N	N	N	N	N	N	N	N	N	N	N	N	N	N	N	N	N	N	N	N	N	N	N	N

Signed..... Date.....  
 (authorised to sign as representative of the Operator)



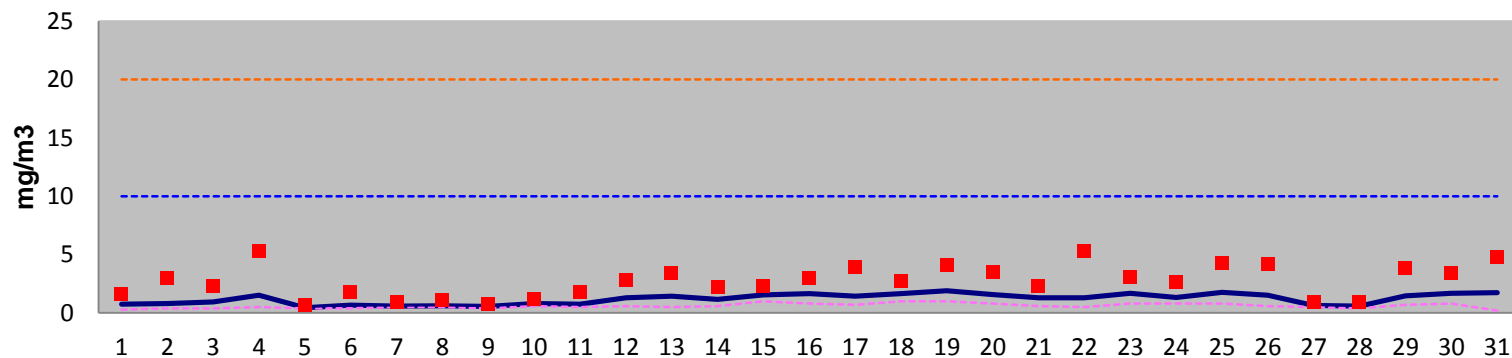
Permit Reference no: WP3836ZF  
 Operator: Tradebe Healthcare National Limited  
 Installation: Wrexham Clinical Waste Incinerator

Variation Reference Number: EPR/MP3239FQ/V002  
 Form Number : Agency Form / A4/ Form Dated 20 October 2011

### Reporting of Continuously Monitored Emissions to Air for VOC from Emission Point A1 for the month of October 2018

#### Daily and Half Hourly Average Monitoring Data

- Daily average ELV
- Half-hour average ELV
- Mean half hour average
- Maximum half hour average
- Minimum half hourly average
- Daily average



	Monthly summary		Date	1	2	3	4	5	6	7	8	9	10	11	12	13	14	15	16	17	18	19	20	21	22	23	24	25	26	27	28	29	30	31
			Half-hour average ELV	20	20	20	20	20	20	20	20	20	20	20	20	20	20	20	20	20	20	20	20	20	20	20	20	20	20	20	20	20	20	20
Half-hourly average	Monthly maximum	5.3	Maximum half hour average	1.6	3	2.3	5.3	0.7	1.8	0.9	1.1	0.8	1.2	1.8	2.8	3.4	2.2	2.3	3	3.9	2.7	4.1	3.5	2.3	5.3	3.1	2.6	4.3	4.2	0.9	0.9	3.8	3.4	4.8
	Monthly mean	1.2	Mean half hour average	0.76	0.81	0.94	1.53	0.46	0.67	0.6	0.61	0.56	0.81	0.75	1.3	1.44	1.17	1.55	1.66	1.44	1.67	1.9	1.57	1.31	1.31	1.69	1.32	1.76	1.52	0.65	0.6	1.48	1.69	1.73
	Monthly minimum	0.2	Minimum half hourly average	0.3	0.4	0.4	0.5	0.4	0.4	0.5	0.5	0.4	0.6	0.5	0.6	0.5	0.6	1	0.8	0.7	1	1	0.8	0.6	0.5	0.8	0.8	0.8	0.6	0.5	0.4	0.7	0.8	0.2
	Total invalid results	0.0	No. of invalid results	0	0	0	0	0	0	0	0	0	0	0	0	0	0	0	0	0	0	0	0	0	0	0	0	0	0	0	0	0	0	0
	Sum of exceedances	0.0	No. of exceedances of ELV	0	0	0	0	0	0	0	0	0	0	0	0	0	0	0	0	0	0	0	0	0	0	0	0	0	0	0	0	0	0	0
Daily average			Daily average ELV	10	10	10	10	10	10	10	10	10	10	10	10	10	10	10	10	10	10	10	10	10	10	10	10	10	10	10	10	10	10	10
	Monthly maximum	1.9	Daily average	0.76	0.81	0.94	1.53	0.46	0.67	0.6	0.61	0.56	0.81	0.75	1.3	1.44	1.17	1.55	1.66	1.44	1.67	1.9	1.57	1.31	1.31	1.69	1.32	1.76	1.52	0.65	0.6	1.48	1.69	1.73
	No. of invalid days	0.0	Value valid	Y	Y	Y	Y	Y	Y	Y	Y	Y	Y	Y	Y	Y	Y	Y	Y	Y	Y	Y	Y	Y	Y	Y	Y	Y	Y	Y	Y	Y	Y	Y
	Sum of exceedances	0.0	Value exceeds ELV (Y/N)	N	N	N	N	N	N	N	N	N	N	N	N	N	N	N	N	N	N	N	N	N	N	N	N	N	N	N	N	N	N	N

Signed..... Date.....

(authorised to sign as representative of the Operator)



Permit Reference no: WP3836ZF

Operator: Tradebe Healthcare National Limited

Installation: Wrexham Clinical Waste Incinerator

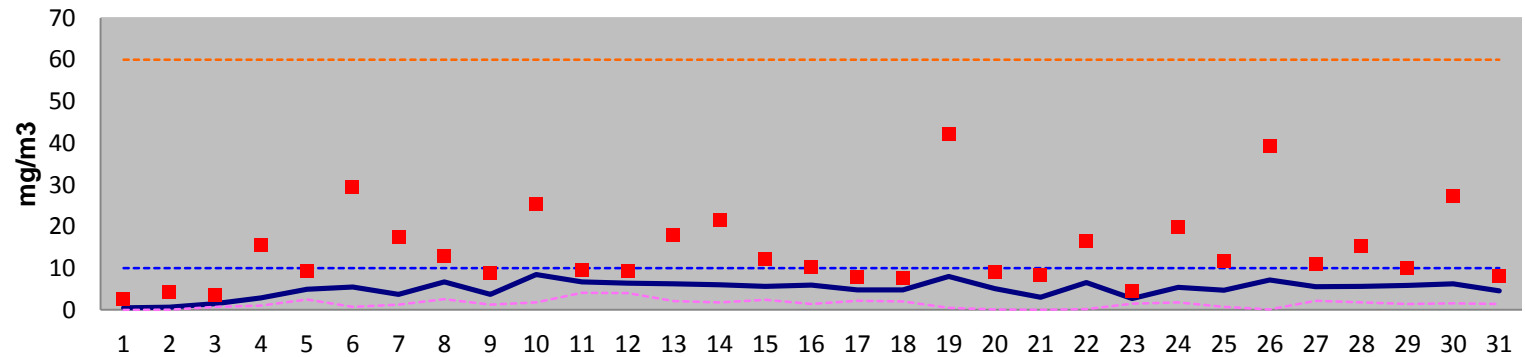
Variation Reference Number: EPR/MP3239FQ/V002

Form Number : Agency Form / A3/ Form Dated 20 October 2011

## Reporting of Continuously Monitored Emissions to Air for Hydrogen Chloride from Emission Point A1 for the month of October 2018

### Daily and Half Hourly Average Monitoring Data

- Daily average ELV
- Half-hour average ELV
- Mean half hour average
- Maximum half hour average
- Minimum half hourly average
- Daily average



	Monthly summary		Date	1	2	3	4	5	6	7	8	9	10	11	12	13	14	15	16	17	18	19	20	21	22	23	24	25	26	27	28	29	30	31
			Half-hour average ELV	60	60	60	60	60	60	60	60	60	60	60	60	60	60	60	60	60	60	60	60	60	60	60	60	60	60	60	60	60	60	60
Half-hourly average	Monthly maximum	42.1	Maximum half hour average	2.6	4.3	3.6	15.5	9.4	29.3	17.5	12.8	8.9	25.4	9.5	9.4	17.8	21.4	12.2	10.2	7.8	7.6	42.1	9	8.4	16.6	4.6	19.8	11.7	39.4	11	15.2	10	27.3	8
	Monthly mean	5.0	Mean half hour average	0.48	0.63	1.47	2.9	4.98	5.49	3.74	6.72	3.76	8.48	6.75	6.44	6.27	5.99	5.62	5.95	4.83	4.81	7.99	5.13	3.05	6.53	2.72	5.39	4.72	7.17	5.55	5.66	5.88	6.26	4.56
	Monthly minimum	0.0	Minimum half hourly average	0	0	0.7	1	2.5	0.7	1.3	2.6	1.3	1.8	4.1	4	2.1	1.8	2.4	1.4	2.2	2	0.5	0.1	0	0.2	1.5	1.8	0.7	0.1	2.2	1.8	1.4	1.6	1.4
	Total invalid results	0.0	No. of invalid results	0	0	0	0	0	0	0	0	0	0	0	0	0	0	0	0	0	0	0	0	0	0	0	0	0	0	0	0	0	0	0
	Sum of exceedances	0.0	No. of exceedances of ELV	0	0	0	0	0	0	0	0	0	0	0	0	0	0	0	0	0	0	0	0	0	0	0	0	0	0	0	0	0	0	0
Daily average			Daily average ELV	10	10	10	10	10	10	10	10	10	10	10	10	10	10	10	10	10	10	10	10	10	10	10	10	10	10	10	10	10	10	10
	Monthly maximum	8.5	Daily average	0.48	0.63	1.47	2.9	4.98	5.49	3.74	6.72	3.76	8.48	6.75	6.44	6.27	5.99	5.62	5.95	4.83	4.81	7.99	5.13	3.05	6.53	2.72	5.39	4.72	7.17	5.55	5.66	5.88	6.26	4.56
	No. of invalid days	0.0	Value valid	Y	Y	Y	Y	Y	Y	Y	Y	Y	Y	Y	Y	Y	Y	Y	Y	Y	Y	Y	Y	Y	Y	Y	Y	Y	Y	Y	Y	Y	Y	Y
	Sum of exceedances	0.0	Value exceeds ELV (Y/N)	N	N	N	N	N	N	N	N	N	N	N	N	N	N	N	N	N	N	N	N	N	N	N	N	N	N	N	N	N	N	N

Signed..... Date.....

(authorised to sign as representative of the Operator)



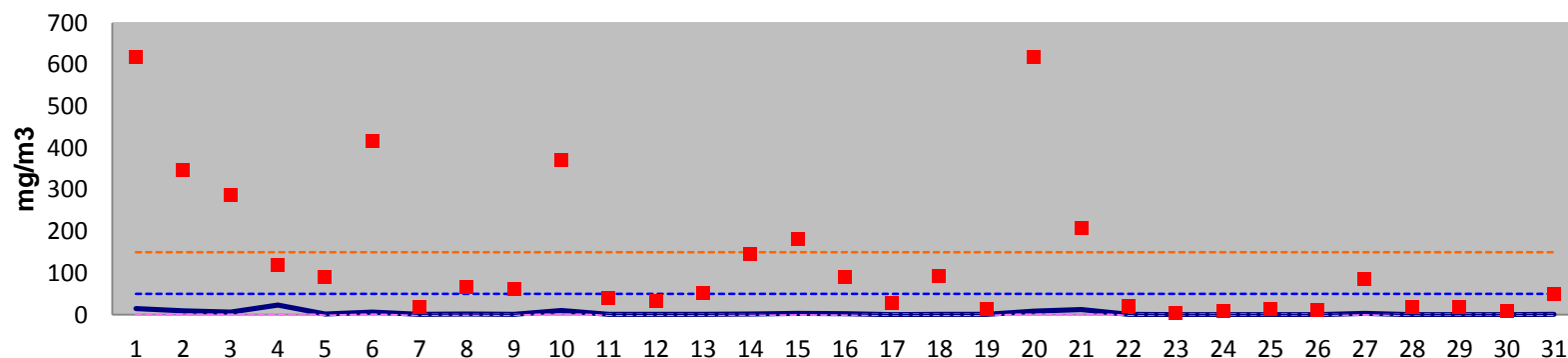
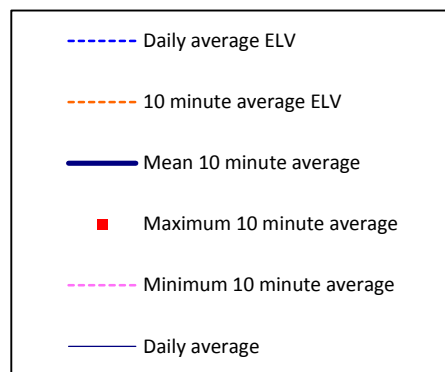


Permit Reference no: WP3836ZF  
 Operator: Tradebe Healthcare National Limited  
 Installation: Wrexham Clinical Waste Incinerator

Variation Reference Number: EPR/MP3239FQ/V002  
 Form Number : Agency Form / A5/ Form Dated 20 October 2011

**Reporting of Continuously Monitored Emissions to Air for Carbon Monoxide from Emission Point A1 for the month of October 2018**

**Daily and 10 minute Average Monitoring Data**



	Monthly summary		Date	1	2	3	4	5	6	7	8	9	10	11	12	13	14	15	16	17	18	19	20	21	22	23	24	25	26	27	28	29	30	31	
			10 minute average ELV	150	150	150	150	150	150	150	150	150	150	150	150	150	150	150	150	150	150	150	150	150	150	150	150	150	150	150	150	150	150	150	150
10 minute average	Monthly maximum	617.2	Maximum 10 minute average	617	347	288	120	90.7	418	19.2	66.1	61.7	371	38.9	34	51.4	146	181	90.4	27.4	92.2	14.9	617	207	20.9	4.3	10	12.9	11.5	85.2	19.4	19.4	8	49.7	
	Monthly mean	3.9	Mean 10 minute average	14.9	9.58	6.73	23.4	1.8	6.47	0.83	1.88	1.38	10.3	1.35	1.16	1.47	2.2	3.06	2.88	0.7	1.23	0.83	8.57	12.3	1.22	0.54	0.26	0.56	0.38	3.19	0.67	0.67	0.43	0.8	
	Monthly minimum	0.0	Minimum 10 minute average	0	0.1	0.1	0.1	0	0.1	0	0	0.2	0.2	0	0	0.1	0	0	0.2	0	0	0.1	0.1	0	0.1	0	0	0	0	0	0	0	0	0	
	Total invalid results	0.0	No. of invalid results	0	0	0	0	0	0	0	0	0	0	0	0	0	0	0	0	0	0	0	0	0	0	0	0	0	0	0	0	0	0	0	
	Sum of exceedances	17.0	No. of exceedances of ELV	3	3	0	0	0	2	0	0	0	3	0	0	0	0	1	0	0	0	0	3	2	0	0	0	0	0	0	0	0	0	0	0
Daily average			Daily average ELV	50	50	50	50	50	50	50	50	50	50	50	50	50	50	50	50	50	50	50	50	50	50	50	50	50	50	50	50	50	50	50	
	Monthly maximum	23.4	Daily average	14.9	9.58	6.73	23.4	1.8	6.47	0.83	1.88	1.38	10.3	1.35	1.16	1.47	2.2	3.06	2.88	0.7	1.23	0.83	8.57	12.3	1.22	0.54	0.26	0.56	0.38	3.19	0.67	0.67	0.43	0.8	
	No. of invalid days	0.0	Value valid	Y	Y	Y	Y	Y	Y	Y	Y	Y	Y	Y	Y	Y	Y	Y	Y	Y	Y	Y	Y	Y	Y	Y	Y	Y	Y	Y	Y	Y	Y	Y	
	Sum of exceedances	0.0	Value exceeds ELV (Y/N)	N	N	N	N	N	N	N	N	N	N	N	N	N	N	N	N	N	N	N	N	N	N	N	N	N	N	N	N	N	N	N	N

Signed..... Date.....

(authorised to sign as representative of the Operator)



Permit Reference no: WP3836ZF

Operator: Tradebe Healthcare National Limited  
Installation: Wrexham Clinical Waste Incinerator

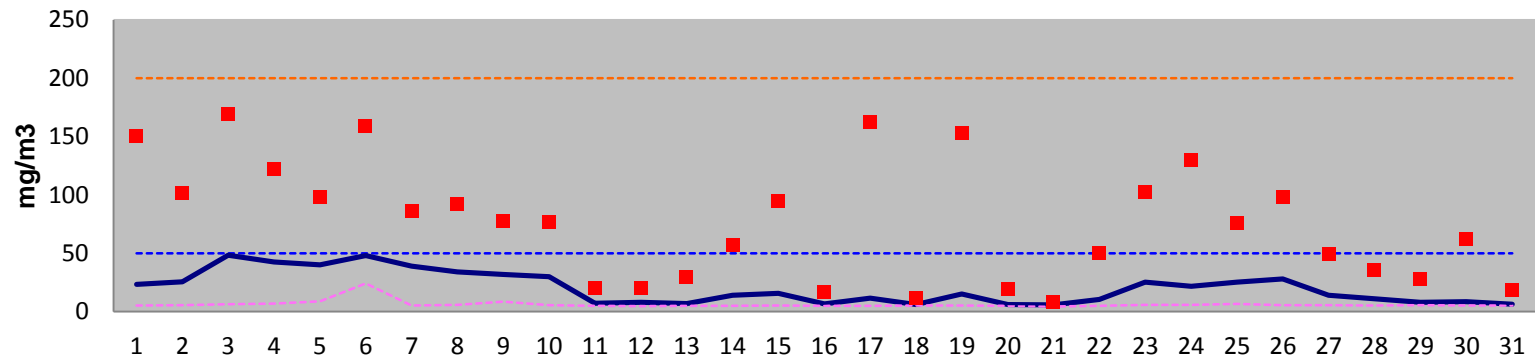
Variation Reference Number: EPR/MP3239FQ/V002

Form Number : Agency Form / A6/ Form Dated 20 October 2011

### Reporting of Continuously Monitored Emissions to Air for Sulphur Dioxide from Emission Point A1 for the month of October 2018

#### Daily and Half Hourly Average Monitoring Data

- Daily average ELV
- Half-hour average ELV
- Mean half hour average
- Maximum half hour average
- Minimum half hourly average
- Daily average



	Monthly summary		Date	1	2	3	4	5	6	7	8	9	10	11	12	13	14	15	16	17	18	19	20	21	22	23	24	25	26	27	28	29	30	31
			Half-hour average ELV	200	200	200	200	200	200	200	200	200	200	200	200	200	200	200	200	200	200	200	200	200	200	200	200	200	200	200	200	200	200	200
Half-hourly average	Monthly maximum	169.1	Maximum half hour average	151	101	169	122	98.1	159	86.4	92.3	77.4	76.4	20.1	20.1	29.7	56.9	94.7	16.5	163	12	153	19.5	8.4	49.9	102	130	76.3	97.9	49.3	35.5	28	62.1	18
	Monthly mean	20.2	Mean half hour average	23.4	25.6	48.4	42.6	40.3	48	39	34.2	32	30	7.21	8.14	7.08	14	15.7	6.8	11.7	6.04	15.3	6.09	5.87	10.4	25.3	21.9	25.4	28	14.2	11.2	8.04	8.75	6.37
	Monthly minimum	4.6	Minimum half hourly average	5.3	5.7	6.5	6.9	8.8	24.3	5.3	5.9	8.5	5.6	5	4.9	5	5.2	5.4	5.1	5.2	5.4	5.3	5.2	4.6	5.1	5.9	5.8	6.7	5.7	5.6	5.3	5.7	5.4	5.3
	Total invalid results	0.0	No. of invalid results	0	0	0	0	0	0	0	0	0	0	0	0	0	0	0	0	0	0	0	0	0	0	0	0	0	0	0	0	0	0	0
	Sum of exceedances	0.0	No. of exceedances of ELV	0	0	0	0	0	0	0	0	0	0	0	0	0	0	0	0	0	0	0	0	0	0	0	0	0	0	0	0	0	0	0
Daily average			Daily average ELV	50	50	50	50	50	50	50	50	50	50	50	50	50	50	50	50	50	50	50	50	50	50	50	50	50	50	50	50	50	50	50
	Monthly maximum	48.4	Daily average	23.4	25.6	48.4	42.6	40.3	48	39	34.2	32	30	7.21	8.14	7.08	14	15.7	6.8	11.7	6.04	15.3	6.09	5.87	10.4	25.3	21.9	25.4	28	14.2	11.2	8.04	8.75	6.37
	No. of invalid days	0.0	Value valid	Y	Y	Y	Y	Y	Y	Y	Y	Y	Y	Y	Y	Y	Y	Y	Y	Y	Y	Y	Y	Y	Y	Y	Y	Y	Y	Y	Y	Y	Y	Y
	Sum of exceedances	0.0	Value exceeds ELV (Y/N)	N	N	N	N	N	N	N	N	N	N	N	N	N	N	N	N	N	N	N	N	N	N	N	N	N	N	N	N	N	N	N

Signed..... Date.....

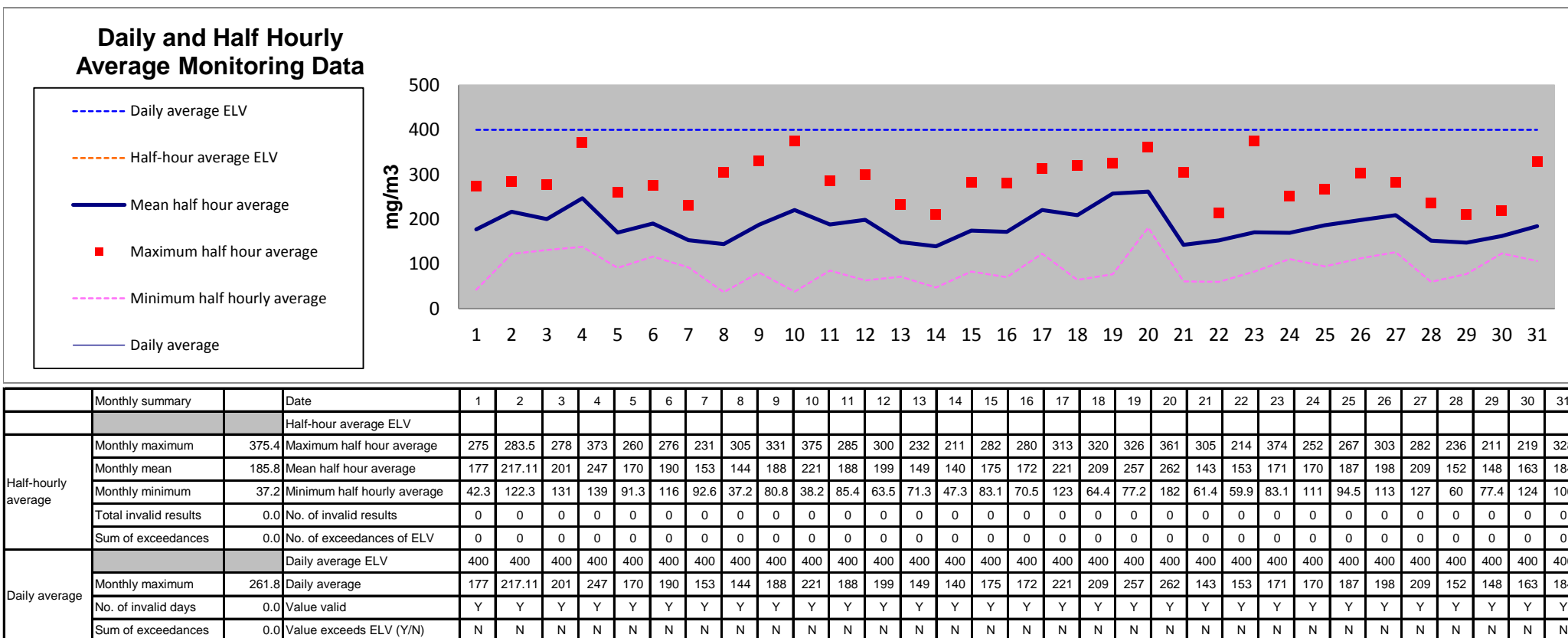
(authorised to sign as representative of the Operator)



Permit Reference no: WP3836ZF  
 Operator: Tradebe Healthcare National Limited  
 Installation: Wrexham Clinical Waste Incinerator

Variation Reference Number: EPR/MP3239FQ/V002  
 Form Number : Agency Form / A7/ Form Dated 20 October 2011

## Reporting of Continuously Monitored Emissions to Air for Oxides of Nitrogen from Emission Point A1 for the month of October 2018



Signed..... Date.....

(authorised to sign as representative of the Operator)



