

Permit Reference Number: BL3986

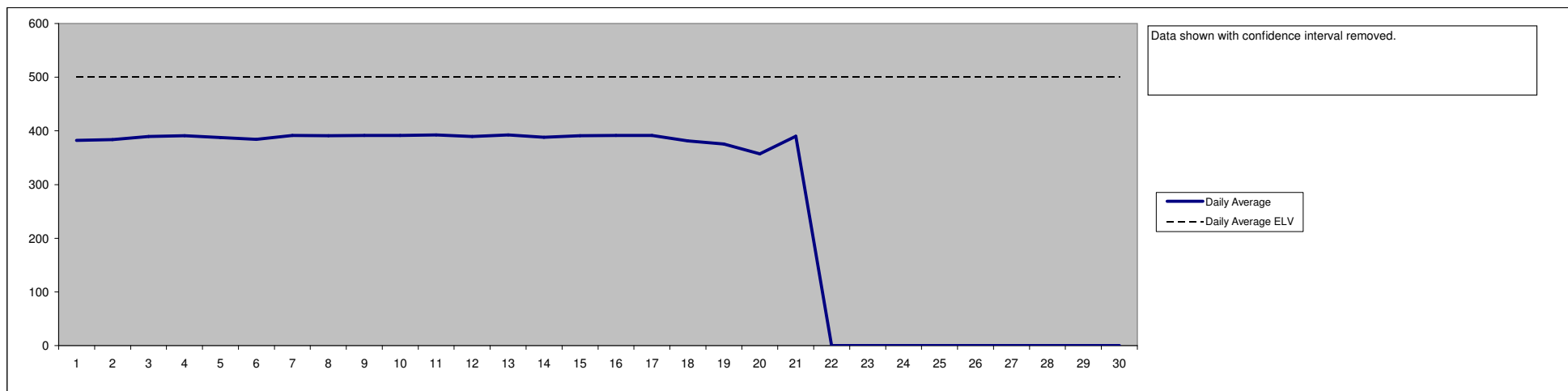
Installation: Aberthaw Works

Reporting of Continuously Monitored Emissions to Air from Emission Point A1 for Oxides of Nitrogen for:

Operator: Lafarge Tarmac Cement & Lime Ltd

Form Number: Air 7 / 31 August 2010

Jul-16



NOx		Date	1	2	3	4	5	6	7	8	9	10	11	12	13	14	15	16	17	18	19	20	21	22	23	24	25	26	27	28	29	30	
Daily Average	Monthly Summary	Daily Average ELV	500	500	500	500	500	500	500	500	500	500	500	500	500	500	500	500	500	500	500	500	500	500	500	500	500	500	500	500	500	500	
	Monthly Maximum	392.54	Daily Average	382	384	389	391	388	384	392	391	392	391	392	390	393	388	391	391	391	381	375	357	390	0	0	0	0	0	0	0	0	0
	No. of invalid days	0	Value Valid? (if more than 5 dropped then N else Y)	Y	Y	Y	Y	Y	Y	Y	Y	Y	Y	Y	Y	Y	Y	Y	Y	Y	Y	Y	Y	Y	Y	Y	Y	Y	Y	Y	Y	Y	
	Total invalid 1/2 hours	0	No. of invalid 1/2 hours	0	0	0	0	0	0	0	0	0	0	0	0	0	0	0	0	0	0	0	0	0	0	0	0	0	0	0	0	0	0
	Sum of exceedances	0	Value exceeds ELV?	N	N	N	N	N	N	N	N	N	N	N	N	N	N	N	N	N	N	N	N	N	N	N	N	N	N	N	N	N	N

Signed: Kara Bennett, Environment Coordinator (via Kara.Bennett@tarmac.com)
 (authorised to sign as representative of Lafarge Tarmac Cement and Lime Ltd)

26.10.2016

Permit Reference Number: BL3986

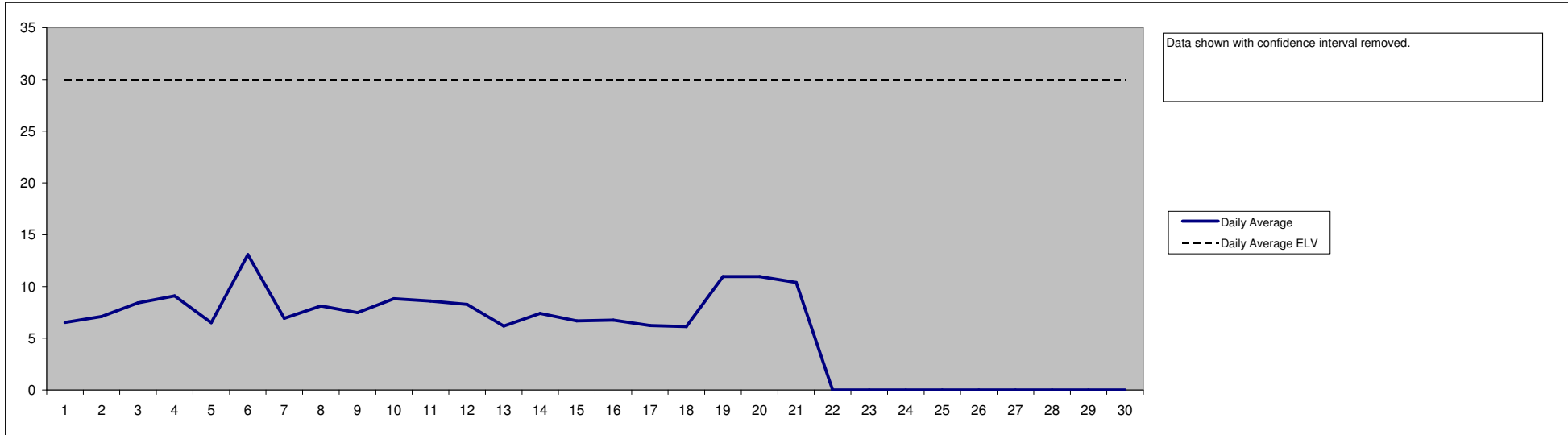
Installation: Aberthaw Works

Reporting of Continuously Monitored Emissions to Air from Emission Point A1 for Particulate Matter for:

Operator: Lafarge Tarmac Cement & Lime Ltd

Form Number: Air 2 / 31 August 2010

Jul-16



PM		Date	1	2	3	4	5	6	7	8	9	10	11	12	13	14	15	16	17	18	19	20	21	22	23	24	25	26	27	28	29	30	
Daily Average	Monthly Summary	Daily Average ELV	30	30	30	30	30	30	30	30	30	30	30	30	30	30	30	30	30	30	30	30	30	30	30	30	30	30	30	30	30	30	
	Monthly Maximum	13.08	Daily Average	6.52	7.1	8.41	9.09	6.51	13.1	6.92	8.112	7.48	8.82	8.58	8.26	6.19	7.41	6.68	6.74	6.23	6.12	11	11	10.4	0	0	0	0	0	0	0	0	
	No. of invalid days	0	Value Valid? (if more than 5 dropped then N else Y)	Y	Y	Y	Y	Y	Y	Y	Y	Y	Y	Y	Y	Y	Y	Y	Y	Y	Y	Y	Y	Y	Y	Y	Y	Y	Y	Y	Y	Y	
	Total invalid 1/2 hours	0	No. of invalid 1/2 hours	0	0	0	0	0	0	0	0	0	0	0	0	0	0	0	0	0	0	0	0	0	0	0	0	0	0	0	0	0	0
	Sum of exceedances	0	Value exceeds ELV?	N	N	N	N	N	N	N	N	N	N	N	N	N	N	N	N	N	N	N	N	N	N	N	N	N	N	N	N	N	N

Signed: Kara Bennett, Environment Coordinator (via Kara.Bennett@tarmac.com)
 (authorised to sign as representative of Lafarge Tarmac Cement and Lime Ltd)

26.10.2016

Permit Reference Number: BL3986

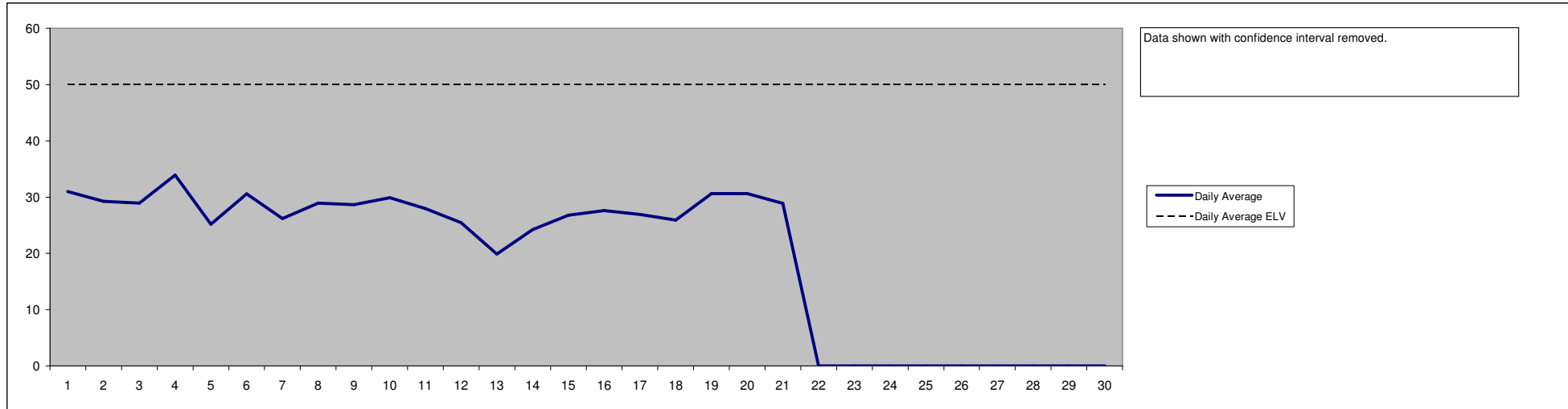
Installation: Aberthaw Works

Reporting of Continuously Monitored Emissions to Air from Emission Point A1 for Volatile Organic Matter for:

Operator: Lafarge Tarmac Cement & Lime Ltd

Form Number: Air 3 / 31 August 2010

Jul-16



VOC		Date	1	2	3	4	5	6	7	8	9	10	11	12	13	14	15	16	17	18	19	20	21	22	23	24	25	26	27	28	29	30	
Daily Average	Monthly Summary	Daily Average ELV	50	50	50	50	50	50	50	50	50	50	50	50	50	50	50	50	50	50	50	50	50	50	50	50	50	50	50	50	50	50	
	Monthly Maximum	Daily Average	31	29.3	28.9	33.9	25.2	30.6	26.2	28.94	28.6	29.9	28	25.5	19.9	24.2	26.8	27.6	26.9	25.9	30.6	30.6	28.9	0	0	0	0	0	0	0	0	0	0
	No. of invalid days	Value Valid? (if more than 5 dropped then N else Y)	Y	Y	Y	Y	Y	Y	Y	Y	Y	Y	Y	Y	Y	Y	Y	Y	Y	Y	Y	Y	Y	Y	Y	Y	Y	Y	Y	Y	Y	Y	
	Total invalid 1/2 hours	No. of invalid 1/2 hours	0	0	0	0	0	0	0	0	0	0	0	0	0	0	0	0	0	0	0	0	0	0	0	0	0	0	0	0	0	0	0
	Sum of exceedances	Value exceeds ELV?	N	N	N	N	N	N	N	N	N	N	N	N	N	N	N	N	N	N	N	N	N	N	N	N	N	N	N	N	N	N	N

Signed: Kara Bennett, Environment Coordinator (via Kara.Bennett@tarmac.com)
 (authorised to sign as representative of Lafarge Tarmac Cement and Lime Ltd)

26.10.2016

Permit Reference Number: BL3986

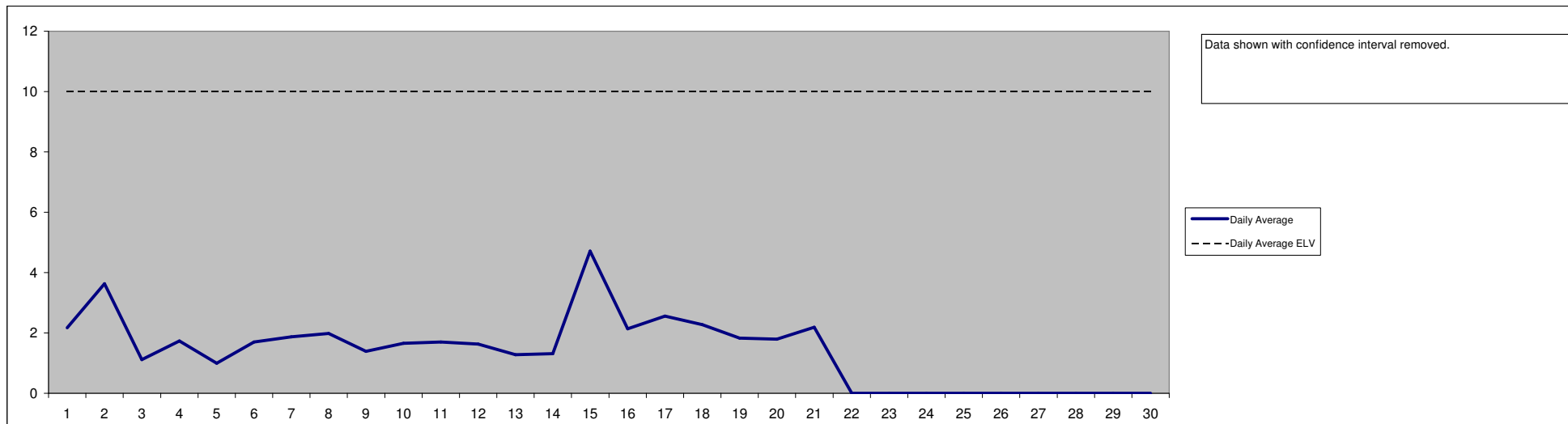
Operator: Lafarge Tarmac Cement & Lime Ltd

Installation: Aberthaw Works

Form Number: Air 4 / 31 August 2010

Reporting of Continuously Monitored Emissions to Air from Emission Point A1 for HCl for:

Jul-16



HCl		Date	1	2	3	4	5	6	7	8	9	10	11	12	13	14	15	16	17	18	19	20	21	22	23	24	25	26	27	28	29	30	
Daily Average	Monthly Summary	Daily Average ELV	10	10	10	10	10	10	10	10	10	10	10	10	10	10	10	10	10	10	10	10	10	10	10	10	10	10	10	10	10	10	
	Monthly Maximum	4.71	Daily Average	2.17	3.63	1.11	1.74	0.99	1.7	1.87	1.979	1.39	1.65	1.7	1.63	1.28	1.31	4.71	2.14	2.56	2.28	1.83	1.79	2.19	0	0	0	0	0	0	0	0	
	No. of invalid days	0	Value Valid? (if more than 5 dropped then N else Y)	Y	Y	Y	Y	Y	Y	Y	Y	Y	Y	Y	Y	Y	Y	Y	Y	Y	Y	Y	Y	Y	Y	Y	Y	Y	Y	Y	Y	Y	
	Total invalid 1/2 hours	0	No. of invalid 1/2 hours	0	0	0	0	0	0	0	0	0	0	0	0	0	0	0	0	0	0	0	0	0	0	0	0	0	0	0	0	0	0
	Sum of exceedances	0	Value exceeds ELV?	N	N	N	N	N	N	N	N	N	N	N	N	N	N	N	N	N	N	N	N	N	N	N	N	N	N	N	N	N	N

Signed: Kara Bennett, Environment Coordinator (via Kara.Bennett@tarmac.com)
 (authorised to sign as representative of Lafarge Tarmac Cement and Lime Ltd)

26.10.2016

Permit Reference Number: BL3986

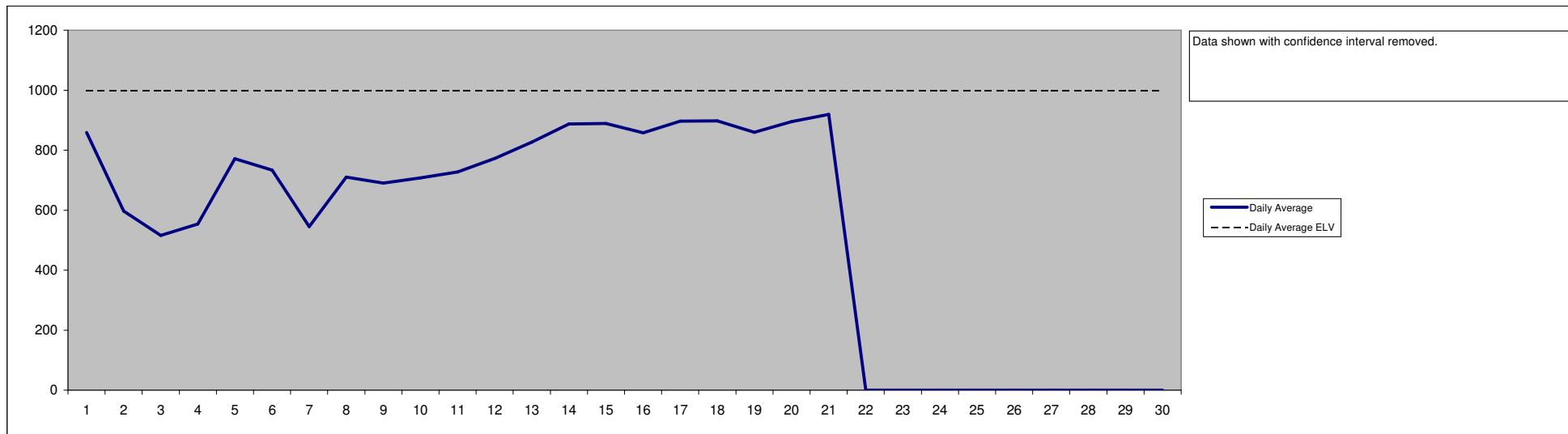
Operator: Lafarge Tarmac Cement & Lime Ltd

Installation: Aberthaw Works

Form Number: Air 5 / 31 August 2010

Reporting of Continuously Monitored Emissions to Air from Emission Point A1 for Carbon Monoxide for:

Jul-16



CO		Date	1	2	3	4	5	6	7	8	9	10	11	12	13	14	15	16	17	18	19	20	21	22	23	24	25	26	27	28	29	30
Daily Average	Monthly Summary	Daily Average ELV	1000	1000	1000	1000	1000	1000	1000	1000	1000	1000	1000	1000	1000	1000	1000	1000	1000	1000	1000	1000	1000	1000	1000	1000	1000	1000	1000	1000	1000	
	Monthly Maximum	Daily Average	859	597	516	554	772	734	545	710	690	708	727	773	826	887	889	858	897	898	860	895	919	0	0	0	0	0	0	0	0	0
	No. of invalid days	Value Valid? (if more than 5 dropped then N else Y)	Y	Y	Y	Y	Y	Y	Y	Y	Y	Y	Y	Y	Y	Y	Y	Y	Y	Y	Y	Y	Y	Y	Y	Y	Y	Y	Y	Y	Y	
	Total invalid 1/2 hours	No. of invalid 1/2 hours	0	0	0	0	0	0	0	0	0	0	0	0	0	0	0	0	0	0	0	0	0	0	0	0	0	0	0	0	0	0
	Sum of exceedances	Value exceeds ELV?	N	N	N	N	N	N	N	N	N	N	N	N	N	N	N	N	N	N	N	N	N	N	N	N	N	N	N	N	N	N

Signed: Kara Bennett, Environment Coordinator (via Kara.Bennett@tarmac.com)
 (authorised to sign as representative of Lafarge Tarmac Cement and Lime Ltd)

26.10.2016

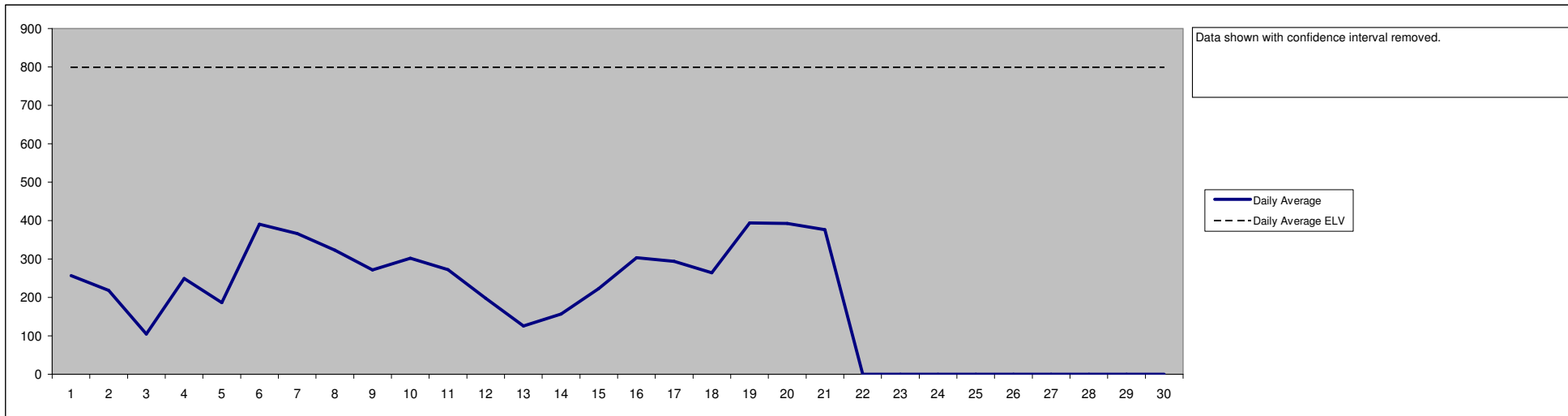
Permit Reference Number: BL3986

Operator: Lafarge Tarmac Cement & Lime Ltd

Installation: Aberthaw Works

Form Number: Air 6 / 31 August 2010

Reporting of Continuously Monitored Emissions to Air from Emission Point A1 for Sulphur Dioxide for: Jul-16



SO2		Date	1	2	3	4	5	6	7	8	9	10	11	12	13	14	15	16	17	18	19	20	21	22	23	24	25	26	27	28	29	30
Daily Average	Monthly Summary	Daily Average ELV	800	800	800	800	800	800	800	800	800	800	800	800	800	800	800	800	800	800	800	800	800	800	800	800	800	800	800	800	800	800
	Monthly Maximum	393.80	Daily Average	257	219	105	250	187	390	366	322.8	272	302	272	198	126	156	223	303	294	264	394	392	376	0	0	0	0	0	0	0	0
	No. of invalid days	0	Value Valid? (if more than 5 dropped then N else Y)	Y	Y	Y	Y	Y	Y	Y	Y	Y	Y	Y	Y	Y	Y	Y	Y	Y	Y	Y	Y	Y	Y	Y	Y	Y	Y	Y	Y	
	Total invalid 1/2 hours	0	No. of invalid 1/2 hours	0	0	0	0	0	0	0	0	0	0	0	0	0	0	0	0	0	0	0	0	0	0	0	0	0	0	0	0	0
	Sum of exceedances	0	Value exceeds ELV?	N	N	N	N	N	N	N	N	N	N	N	N	N	N	N	N	N	N	N	N	N	N	N	N	N	N	N	N	N

Signed: Kara Bennett, Environment Coordinator (via kara.bennett@tarmac.com)
 (authorised to sign as representative of Lafarge Tarmac Cement and Lime Ltd)

26.10.2016

Permit Reference Number: BL3986

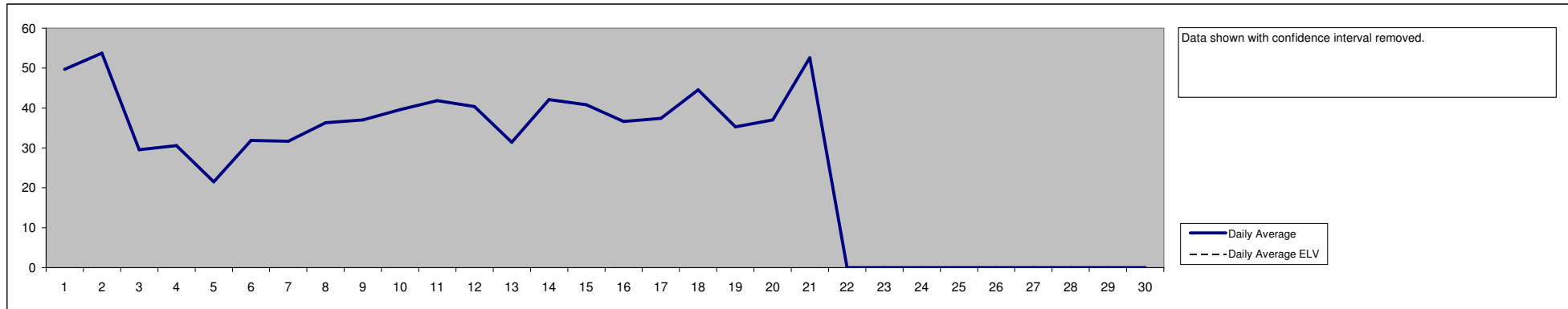
Installation: Aberthaw Works

Reporting of Continuously Monitored Emissions to Air from Emission Point A1 of Ammonia for:

Jul-16

Operator: Lafarge Tarmac Cement & Lime Ltd

Form Number: Air 8 / 31 August 2010



NH3		Date	1	2	3	4	5	6	7	8	9	10	11	12	13	14	15	16	17	18	19	20	21	22	23	24	25	26	27	28	29	30	
Daily Average	Monthly Summary	Daily Average ELV																															
	Monthly Maximum	53.78	49.7	53.8	29.6	30.6	21.5	31.8	31.7	36.31	37	39.6	41.8	40.4	31.4	42.1	40.8	36.7	37.4	44.6	35.3	37	52.6	0	0	0	0	0	0	0	0	0	
	No. of invalid days	0	Y	Y	Y	Y	Y	Y	Y	Y	Y	Y	Y	Y	Y	Y	Y	Y	Y	Y	Y	Y	Y	Y	Y	Y	Y	Y	Y	Y	Y	Y	
	Total invalid 1/2 hours	0	0	0	0	0	0	0	0	0	0	0	0	0	0	0	0	0	0	0	0	0	0	0	0	0	0	0	0	0	0	0	0
	Sum of exceedances	0																															

Signed: Kara Bennett, Environment Coordinator (via Kara.Bennett@tarmac.com)
 (authorised to sign as representative of Lafarge Tarmac Cement and Lime Ltd)

26.10.2016