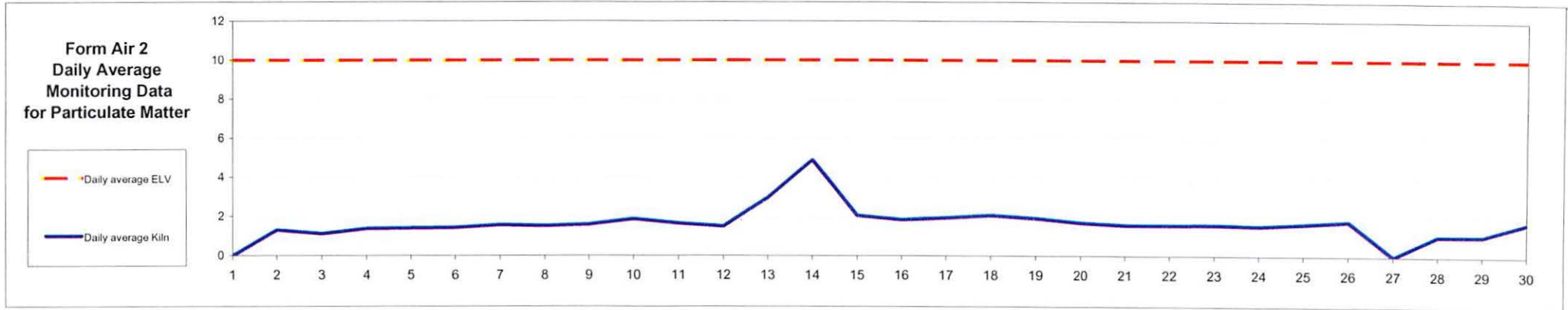


Permit Reference Number: BL3986ID

Operator: Tarmac Cement & Lime Ltd
Nov-17

Installation: Aberthaw Works

Kiln Report of Continuous Monitored Emissions (Emission Point A1)



Kiln

Monthly summary		Date	1	2	3	4	5	6	7	8	9	10	11	12	13	14	15	16	17	18	19	20	21	22	23	24	25	26	27	28	29	30
Daily average	Monthly maximum	5	Daily average ELV	10	10	10	10	10	10	10	10	10	10	10	10	10	10	10	10	10	10	10	10	10	10	10	10	10	10	10	10	10
	Daily average Kiln			1.32	1.12	1.39	1.42	1.44	1.58	1.53	1.60	1.88	1.66	1.50	2.97	4.89	2.06	1.84	1.94	2.06	1.92	1.70	1.58	1.57	1.60	1.52	1.64	1.77		1.05	1.04	1.69
	No. of invalid days		Value valid?	Y	Y	Y	Y	Y	Y	Y	Y	Y	Y	Y	Y	Y	Y	Y	Y	Y	Y	Y	Y	Y	Y	Y	Y	Y	Y	Y	Y	
	Total invalid 1/2 hours		No. of invalid 1/2 hours																													
	Sum of exceedances		Value exceeds ELV (Y/N)	N	N	N	N	N	N	N	N	N	N	N	N	N	N	N	N	N	N	N	N	N	N	N	N	N	N	N	N	N

Signed **K.Bennett** Date 04.01.2018
(Authorised to sign as representative of Tarmac Cement & Lime Ltd)

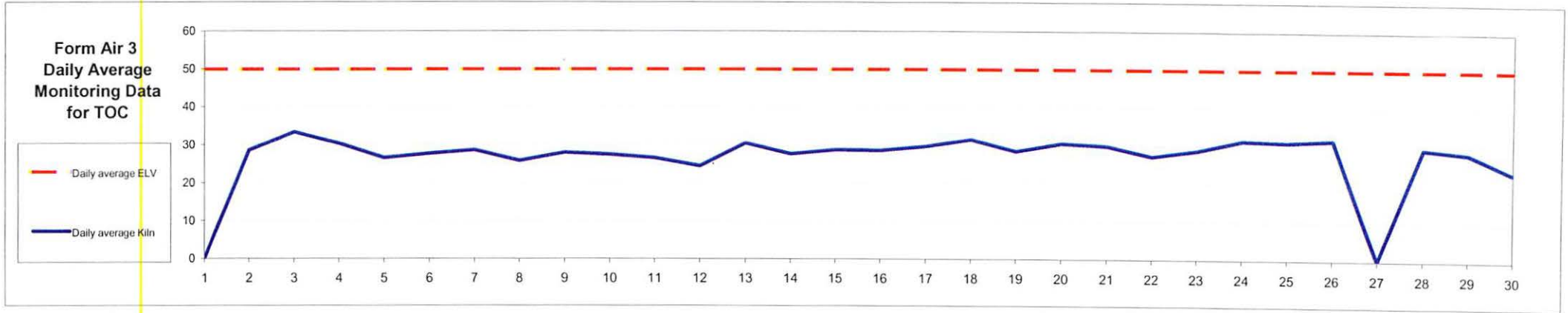
FR

Permit Reference Number: BL3986ID

Operator: Tarmac Cement & Lime Ltd
Nov-17

Installation: Aberthaw Works

Kiln Report of Continuous Monitored Emissions (Emission Point A1)



Kiln

Monthly summary		Date	1	2	3	4	5	6	7	8	9	10	11	12	13	14	15	16	17	18	19	20	21	22	23	24	25	26	27	28	29	30
Daily average	Monthly maximum	33	Daily average Kiln	50	50	50	50	50	50	50	50	50	50	50	50	50	50	50	50	50	50	50	50	50	50	50	50	50	50	50	50	50
	No. of invalid days		Value valid?	Y	Y	Y	Y	Y	Y	Y	Y	Y	Y	Y	Y	Y	Y	Y	Y	Y	Y	Y	Y	Y	Y	Y	Y	Y	Y	Y	Y	
	Total invalid 1/2 hours		No. of invalid 1/2 hours																													
	Sum of exceedances		Value exceeds ELV (Y/N)	N	N	N	N	N	N	N	N	N	N	N	N	N	N	N	N	N	N	N	N	N	N	N	N	N	N	N	N	
				Daily average ELV	50	50	50	50	50	50	50	50	50	50	50	50	50	50	50	50	50	50	50	50	50	50	50	50	50	50	50	50

Signed **K.Bennett** Date **04.01.2018**
(Authorised to sign as representative of Tarmac Cement & Lime Ltd)

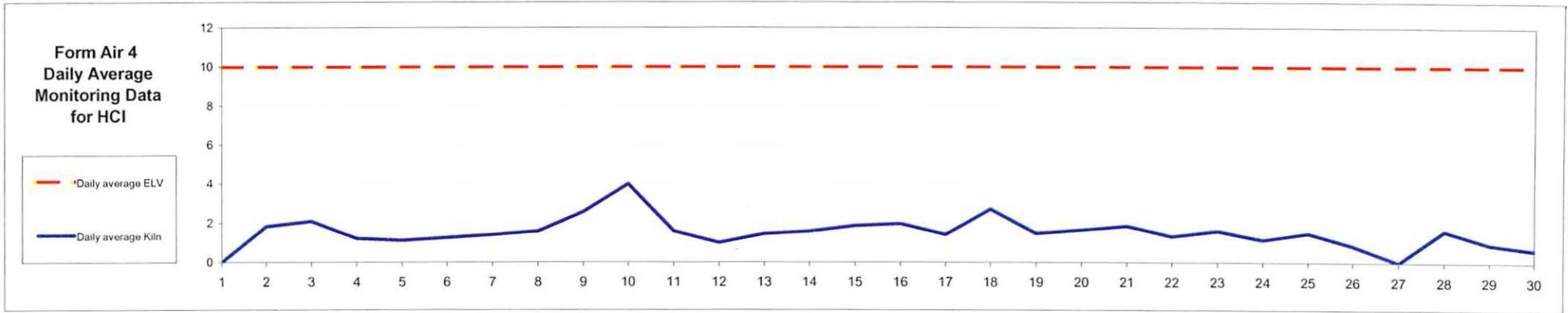
FR

Permit Reference Number: BL3986ID

Operator: Tarmac Cement & Lime Ltd
Nov-17

Installation: Aberthaw Works

Kiln Report of Continuous Monitored Emissions from Kiln 4 (Emission Point A8)



Kiln

Monthly summary		Date	1	2	3	4	5	6	7	8	9	10	11	12	13	14	15	16	17	18	19	20	21	22	23	24	25	26	27	28	29	30	
Daily average	Daily average ELV		10	10	10	10	10	10	10	10	10	10	10	10	10	10	10	10	10	10	10	10	10	10	10	10	10	10	10	10	10	10	
	Monthly maximum	4		1.83	2.11	1.24	1.14	1.28	1.42	1.60	2.58	4.00	1.59	1.01	1.46	1.59	1.88	1.98	1.42	2.72	1.48	1.66	1.86	1.33	1.62	1.16	1.50	0.85		1.63	0.93	0.64	
	No. of invalid days		Y	Y	Y	Y	Y	Y	Y	Y	Y	Y	Y	Y	Y	Y	Y	Y	Y	Y	Y	Y	Y	Y	Y	Y	Y	Y	Y	Y	Y	Y	
	Total invalid 1/2 hours																																
	Sum of exceedances		Value exceeds ELV (Y/N)	N	N	N	N	N	N	N	N	N	N	N	N	N	N	N	N	N	N	N	N	N	N	N	N	N	N	N	N	N	N

Signed **K.Bennett** Date 04.01.2018
(Authorised to sign as representative of Tarmac Cement & Lime Ltd)

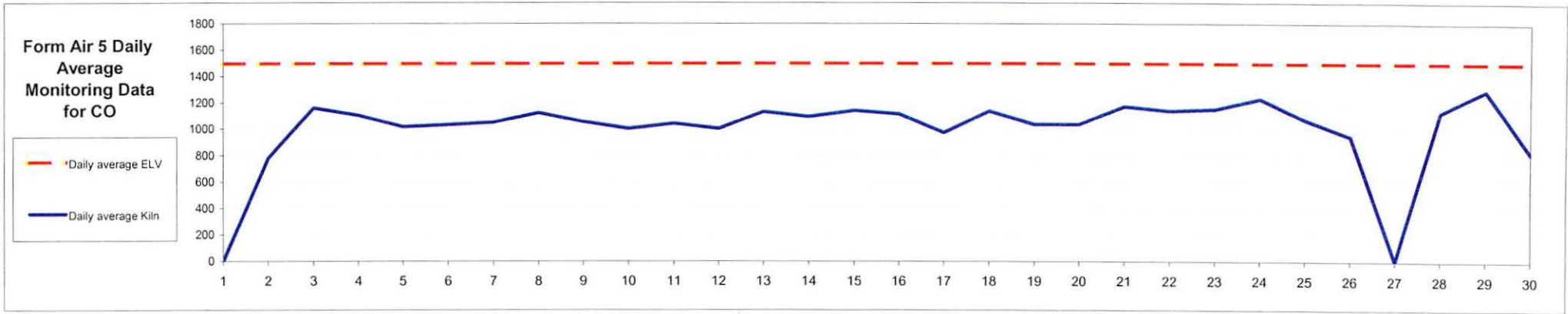
FR

Permit Reference Number: BL3986ID

Operator: Tarmac Cement & Lime Ltd
Nov-17

Installation: Aberthaw Works

Kiln Report of Continuous Monitored Emissions (Emission Point A1)



Kiln

Monthly summary		Date	1	2	3	4	5	6	7	8	9	10	11	12	13	14	15	16	17	18	19	20	21	22	23	24	25	26	27	28	29	30
Daily average	Monthly maximum	Daily average ELV	1500	1500	1500	1500	1500	1500	1500	1500	1500	1500	1500	1500	1500	1500	1500	1500	1500	1500	1500	1500	1500	1500	1500	1500	1500	1500	1500	1500	1500	
	No. of invalid days	Daily average Kiln	781	1164	1108	1020	1035	1053	1126	1056	1005	1044	1005	1132	1097	1143	1117	974	1139	1036	1039	1174	1142	1154	1232	1071	945		1128	1294	818	
	Total invalid 1/2 hours	Value valid?	Y	Y	Y	Y	Y	Y	Y	Y	Y	Y	Y	Y	Y	Y	Y	Y	Y	Y	Y	Y	Y	Y	Y	Y	Y	Y	Y	Y	Y	
	Sum of exceedances	No. of invalid 1/2 hours																														
	Value exceeds ELV (Y/N)		N	N	N	N	N	N	N	N	N	N	N	N	N	N	N	N	N	N	N	N	N	N	N	N	N	N	N	N	N	

Signed **K.Bennett** Date 04.01.2018
(Authorised to sign as representative of Tarmac Cement & Lime Ltd)

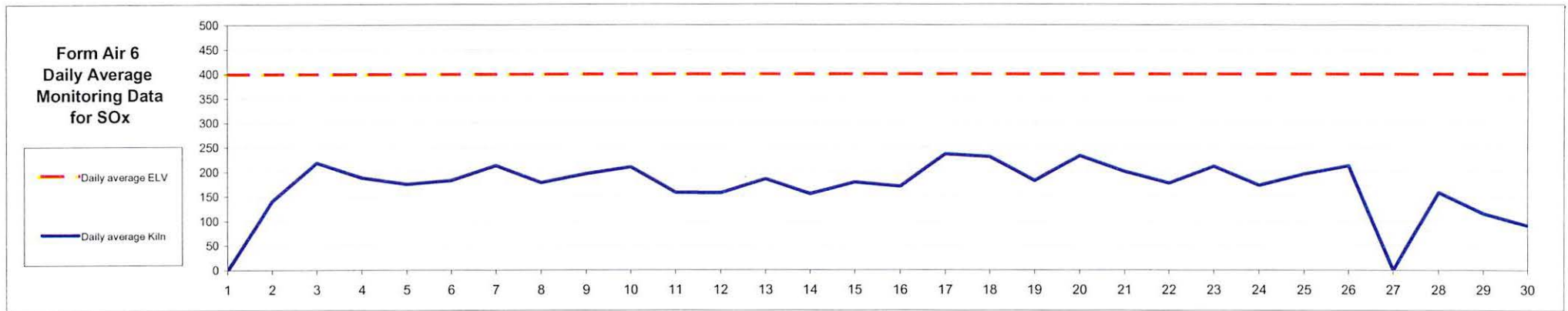
FR

Permit Reference Number: BL3986ID

Operator: Tarmac Cement & Lime Ltd
Nov-17

Installation: Aberthaw Works

Kiln Report of Continuous Monitored Emissions (Emission Point A1)



Kiln

Monthly summary		Date	1	2	3	4	5	6	7	8	9	10	11	12	13	14	15	16	17	18	19	20	21	22	23	24	25	26	27	28	29	30	
Daily average	Daily average ELV		400	400	400	400	400	400	400	400	400	400	400	400	400	400	400	400	400	400	400	400	400	400	400	400	400	400	400	400	400	400	
	Monthly maximum	237		141	219	189	175	183	213	179	197	211	159	158	186	156	179	170	237	231	182	233	201	177	211	172	196	212		158	115	90	
	No. of invalid days		Y	Y	Y	Y	Y	Y	Y	Y	Y	Y	Y	Y	Y	Y	Y	Y	Y	Y	Y	Y	Y	Y	Y	Y	Y	Y	Y	Y	Y	Y	
	Total invalid 1/2 hours																																
	Sum of exceedances		Value exceeds ELV (Y/N)	N	N	N	N	N	N	N	N	N	N	N	N	N	N	N	N	N	N	N	N	N	N	N	N	N	N	N	N	N	N

Signed **K.Bennett** Date **04.01.2018**
(Authorised to sign as representative of Tarmac Cement & Lime Ltd)

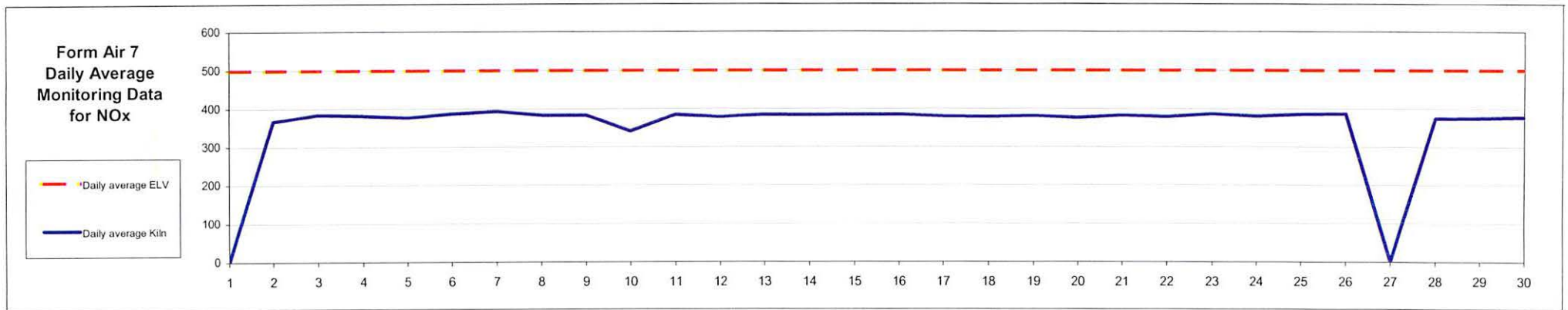
FR

Permit Reference Number: BL3986ID

Operator: Tarmac Cement & Lime Ltd
Nov-17

Installation: Aberthaw Works

Kiln Report of Continuous Monitored Emissions (Emission Point A1)



Kiln		Monthly summary	Date	1	2	3	4	5	6	7	8	9	10	11	12	13	14	15	16	17	18	19	20	21	22	23	24	25	26	27	28	29	30	
Daily average	Monthly maximum	393	Daily average ELV	500	500	500	500	500	500	500	500	500	500	500	500	500	500	500	500	500	500	500	500	500	500	500	500	500	500	500	500	500	500	
	No. of invalid days		Daily average Kiln		366	384	382	377	387	393	382	383	340	384	378	384	383	385	384	379	378	381	375	381	378	385	380	384	385		372	374	377	
	Total invalid 1/2 hours		Value valid?	Y	Y	Y	Y	Y	Y	Y	Y	Y	Y	Y	Y	Y	Y	Y	Y	Y	Y	Y	Y	Y	Y	Y	Y	Y	Y	Y	Y	Y	Y	
	Sum of exceedances		No. of invalid 1/2 hours																															
			Value exceeds ELV (Y/N)	N	N	N	N	N	N	N	N	N	N	N	N	N	N	N	N	N	N	N	N	N	N	N	N	N	N	N	N	N	N	N

Signed **K.Bennett** Date 04.01.2018
(Authorised to sign as representative of Tarmac Cement & Lime Ltd)

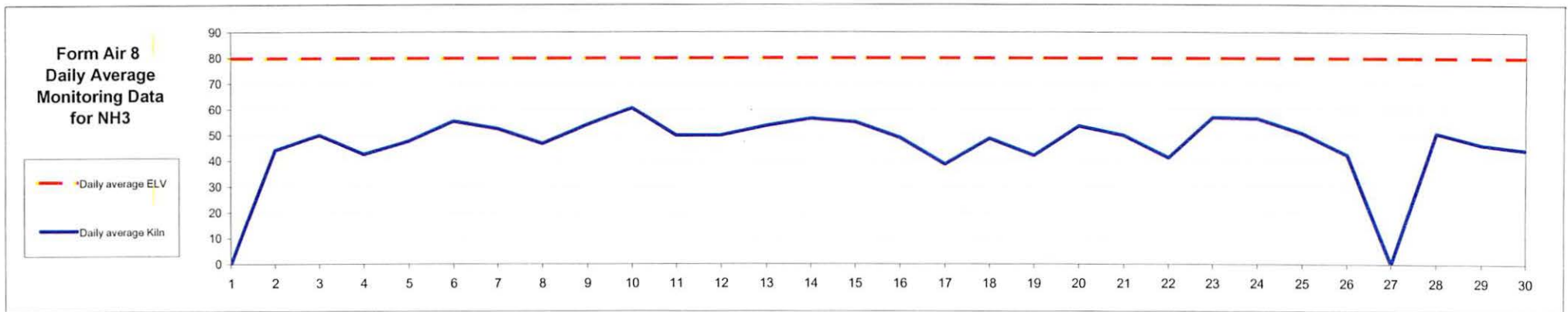
FR

Permit Reference Number: BL3986ID

Operator: Tarmac Cement & Lime Ltd
Nov-17

Installation: Aberthaw Works

Kiln Report of Continuous Monitored Emissions (Emission Point A1)



Kiln

Monthly summary		Date	1	2	3	4	5	6	7	8	9	10	11	12	13	14	15	16	17	18	19	20	21	22	23	24	25	26	27	28	29	30	
Daily average	Monthly maximum	Daily average ELV	80	80	80	80	80	80	80	80	80	80	80	80	80	80	80	80	80	80	80	80	80	80	80	80	80	80	80	80	80	80	
	61	Daily average Kiln	0	44	50	43	48	55	53	47	54	61	50	50	54	56	55	49	39	49	42	54	50	41	57	56	51	42	0	51	46	44	
		Value valid?	Y	Y	Y	Y	Y	Y	Y	Y	Y	Y	Y	Y	Y	Y	Y	Y	Y	Y	Y	Y	Y	Y	Y	Y	Y	Y	Y	Y	Y	Y	
		No. of invalid days																															
		Total invalid 1/2 hours	1										1																				
	Sum of exceedances	0	N	N	N	N	N	N	N	N	N	N	N	N	N	N	N	N	N	N	N	N	N	N	N	N	N	N	N	N	N	N	
		Value exceeds ELV (Y/N)																															

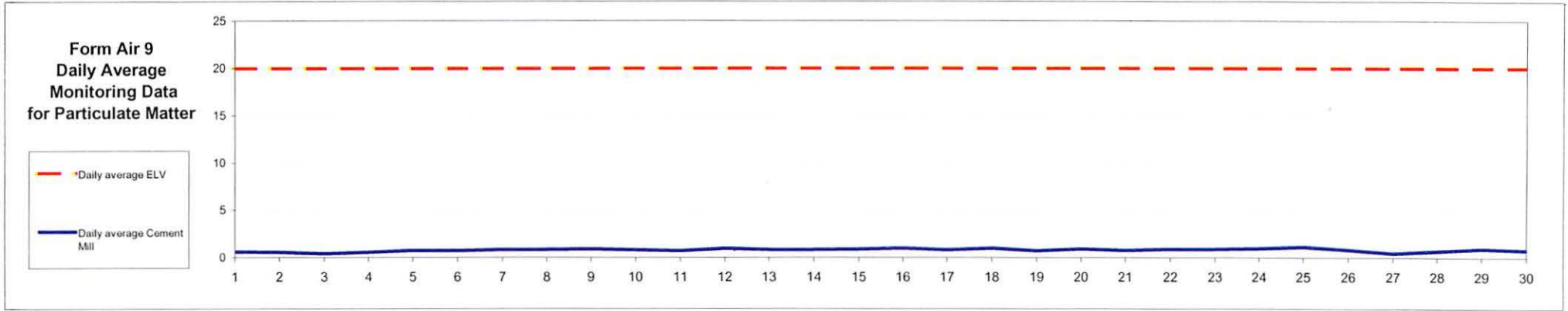
Signed **K.Bennett** Date 04.01.2018
(Authorised to sign as representative of Tarmac Cement & Lime Ltd)

Permit Reference Number: BL3986ID

Operator: Tarmac Cement & Lime Ltd
Nov-17

Installation: Aberthaw Works

Cement Mill Report of Continuous Monitored Emissions (Emission Point A2)



Cement Mill

Monthly summary		Date	1	2	3	4	5	6	7	8	9	10	11	12	13	14	15	16	17	18	19	20	21	22	23	24	25	26	27	28	29	30	
Daily average	Daily average ELV		20	20	20	20	20	20	20	20	20	20	20	20	20	20	20	20	20	20	20	20	20	20	20	20	20	20	20	20	20	20	
	Monthly maximum	1	Daily average Cement Mill	0.62	0.58	0.42	0.57	0.76	0.74	0.87	0.87	0.91	0.80	0.70	0.95	0.84	0.85	0.80	0.98	0.81	1.00	0.71	0.91	0.76	0.88	0.88	0.98	1.12	0.81	0.45	0.69	0.91	0.75
	No. of invalid days		Value valid?	Y	Y	Y	Y	Y	Y	Y	Y	Y	Y	Y	Y	Y	Y	Y	Y	Y	Y	Y	Y	Y	Y	Y	Y	Y	Y	Y	Y	Y	
	Total invalid 1/2 hours		No. of invalid 1/2 hours																														
	Sum of exceedances		Value exceeds ELV (Y/N)	N	N	N	N	N	N	N	N	N	N	N	N	N	N	N	N	N	N	N	N	N	N	N	N	N	N	N	N	N	N

Signed **K.Bennett** Date 04.01.2018
(Authorised to sign as representative of Tarmac Cement & Lime Ltd)

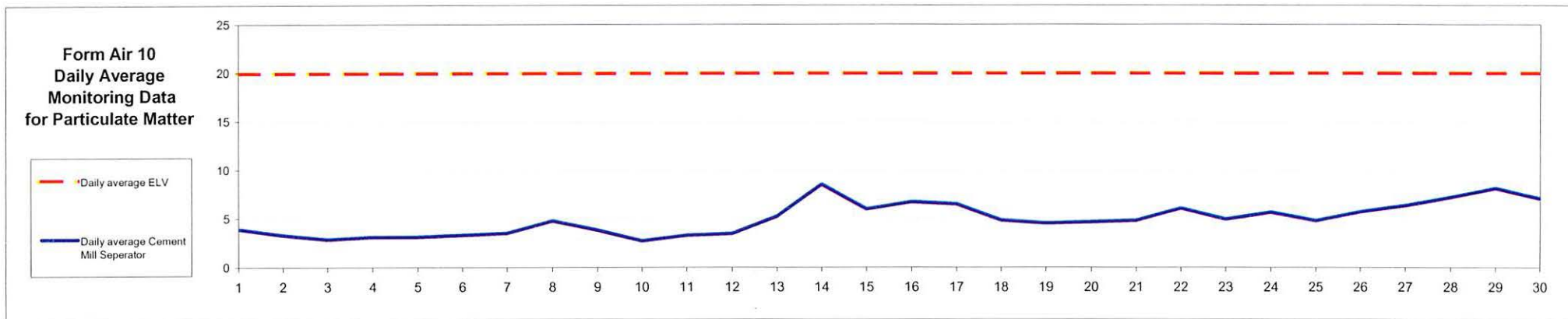
FR

Permit Reference Number: BL3986ID

Operator: Tarmac Cement & Lime Ltd
Nov-17

Installation: Aberthaw Works

Cement Mill Separator Report of Continuous Monitored Emissions (Emission Point A3)



Cement Mill Separator

Monthly summary		Date	1	2	3	4	5	6	7	8	9	10	11	12	13	14	15	16	17	18	19	20	21	22	23	24	25	26	27	28	29	30		
Daily average	Daily average ELV		20	20	20	20	20	20	20	20	20	20	20	20	20	20	20	20	20	20	20	20	20	20	20	20	20	20	20	20	20	20		
	Monthly maximum	9	Daily average Cement Mill Separator	3.94	3.32	2.88	3.13	3.15	3.33	3.52	4.78	3.84	2.74	3.30	3.47	5.25	8.53	5.99	6.72	6.49	4.83	4.53	4.64	4.82	6.06	4.92	5.66	4.77	5.71	6.34	7.20	8.10	7.07	
	No. of invalid days		Value valid?	Y	Y	Y	Y	Y	Y	Y	Y	Y	Y	Y	Y	Y	Y	Y	Y	Y	Y	Y	Y	Y	Y	Y	Y	Y	Y	Y	Y	Y	Y	
	Total invalid 1/2 hours		No. of invalid 1/2 hours																															
	Sum of exceedances		Value exceeds ELV (Y/N)	N	N	N	N	N	N	N	N	N	N	N	N	N	N	N	N	N	N	N	N	N	N	N	N	N	N	N	N	N	N	N

Signed **K.Bennett** Date 04.01.2018
(Authorised to sign as representative of Tarmac Cement & Lime Ltd)

FR