

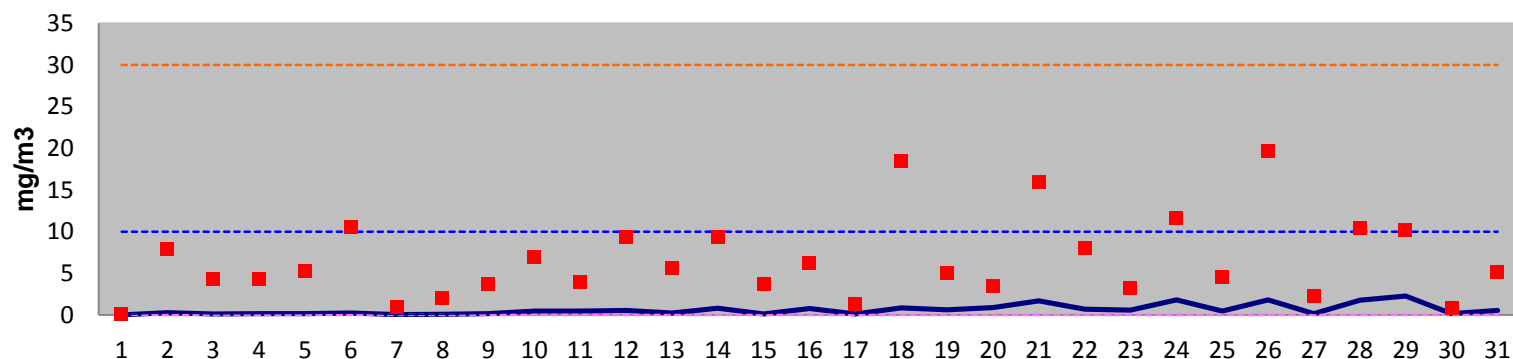
Permit Reference no: WP3836ZF  
 Operator: Tradebe Healthcare National Limited  
 Installation: Wrexham Clinical Waste Incinerator

Variation Reference Number: EPR/MP3239FQ/V002  
 Form Number : Agency Form / A2/ Form Dated 20 October 2011

### Reporting of Continuously Monitored Emissions to Air for Particulates from Emission Point A1 for the month of December 2018

#### Daily and Half Hourly Average Monitoring Data

- Daily average ELV
- Half-hour average ELV
- Mean half hour average
- Maximum half hour average
- Minimum half hourly average
- Daily average



	Monthly summary		Date	1	2	3	4	5	6	7	8	9	10	11	12	13	14	15	16	17	18	19	20	21	22	23	24	25	26	27	28	29	30	31
			Half-hour average ELV	30	30	30	30	30	30	30	30	30	30	30	30	30	30	30	30	30	30	30	30	30	30	30	30	30	30	30	30	30	30	30
Half-hourly average	Monthly maximum	19.7	Maximum half hour average	0.1	7.9	4.3	4.3	5.3	10.6	1	2	3.7	6.9	4	9.3	5.6	9.3	3.7	6.2	1.3	18.5	5	3.5	15.9	8	3.2	11.6	4.6	19.7	2.3	10.4	10.2	0.8	5.2
	Monthly mean	0.6	Mean half hour average	0	0.27	0.13	0.17	0.18	0.26	0.07	0.1	0.17	0.47	0.49	0.57	0.26	0.83	0.15	0.77	0.15	0.85	0.65	0.89	1.72	0.72	0.58	1.83	0.48	1.81	0.18	1.77	2.28	0.17	0.55
	Monthly minimum	0.0	Minimum half hourly average	0	0	0	0	0	0	0	0	0	0	0	0	0	0	0	0	0	0	0	0	0	0	0	0	0	0	0	0	0	0	
	Total invalid results	0.0	No. of invalid results	0	0	0	0	0	0	0	0	0	0	0	0	0	0	0	0	0	0	0	0	0	0	0	0	0	0	0	0	0	0	
	Sum of exceedances	0.0	No. of exceedances of ELV	0	0	0	0	0	0	0	0	0	0	0	0	0	0	0	0	0	0	0	0	0	0	0	0	0	0	0	0	0	0	0
Daily average			Daily average ELV	10	10	10	10	10	10	10	10	10	10	10	10	10	10	10	10	10	10	10	10	10	10	10	10	10	10	10	10	10	10	
	Monthly maximum	2.3	Daily average	0	0.27	0.13	0.17	0.18	0.26	0.07	0.1	0.17	0.47	0.49	0.57	0.26	0.83	0.15	0.77	0.15	0.85	0.65	0.89	1.72	0.72	0.58	1.83	0.48	1.81	0.18	1.77	2.28	0.17	0.55
	No. of invalid days	0.0	Value valid	Y	Y	Y	Y	Y	Y	Y	Y	Y	Y	Y	Y	Y	Y	Y	Y	Y	Y	Y	Y	Y	Y	Y	Y	Y	Y	Y	Y	Y	Y	
	Sum of exceedances	0.0	Value exceeds ELV (Y/N)	N	N	N	N	N	N	N	N	N	N	N	N	N	N	N	N	N	N	N	N	N	N	N	N	N	N	N	N	N	N	N

Signed..... Date.....  
 (authorised to sign as representative of the Operator)



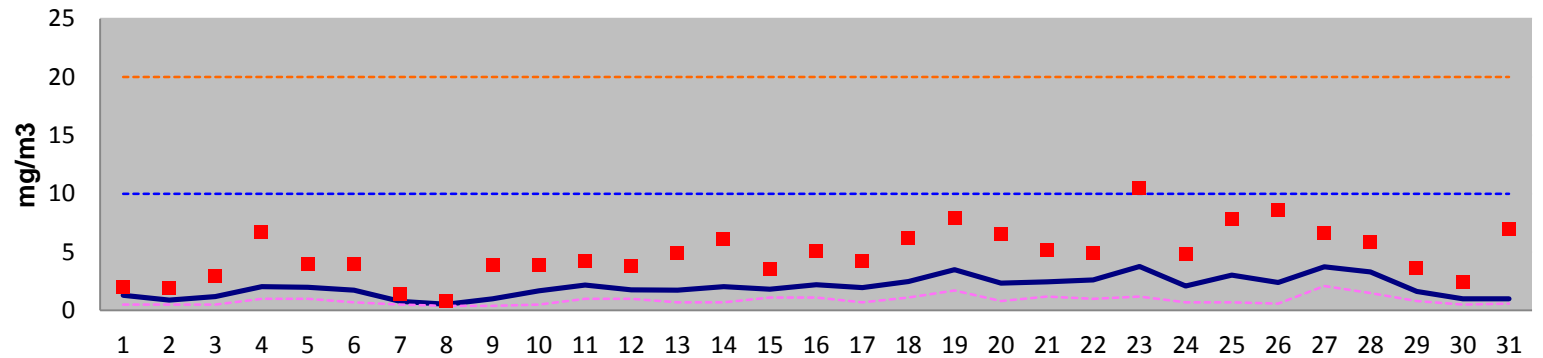
Permit Reference no: WP3836ZF  
 Operator: Tradebe Healthcare National Limited  
 Installation: Wrexham Clinical Waste Incinerator

Variation Reference Number: EPR/MP3239FQ/V002  
 Form Number : Agency Form / A4/ Form Dated 20 October 2011

### Reporting of Continuously Monitored Emissions to Air for VOC from Emission Point A1 for the month of December 2018

#### Daily and Half Hourly Average Monitoring Data

- Daily average ELV
- Half-hour average ELV
- Mean half hour average
- Maximum half hour average
- Minimum half hourly average
- Daily average



	Monthly summary		Date	1	2	3	4	5	6	7	8	9	10	11	12	13	14	15	16	17	18	19	20	21	22	23	24	25	26	27	28	29	30	31
			Half-hour average ELV	20	20	20	20	20	20	20	20	20	20	20	20	20	20	20	20	20	20	20	20	20	20	20	20	20	20	20	20	20	20	20
Half-hourly average	Monthly maximum	10.5	Maximum half hour average	2	1.9	2.9	6.7	4	4	1.4	0.8	3.9	3.9	4.2	3.8	4.9	6.1	3.5	5.1	4.2	6.2	7.9	6.5	5.2	4.9	10.5	4.8	7.8	8.6	6.6	5.8	3.6	2.4	7
	Monthly mean	2.0	Mean half hour average	1.3	0.9	1.18	2.03	2	1.75	0.77	0.54	1.01	1.68	2.17	1.77	1.75	2.03	1.83	2.22	1.95	2.49	3.49	2.35	2.44	2.62	3.78	2.1	3.04	2.39	3.75	3.29	1.62	1	1.01
	Monthly minimum	0.4	Minimum half hourly average	0.5	0.5	0.5	1	1	0.7	0.5	0.4	0.4	0.5	1	1	0.7	0.7	1.1	1.1	0.7	1.1	1.7	0.8	1.2	1	1.2	0.7	0.7	0.6	2.1	1.5	0.8	0.5	0.6
	Total invalid results	0.0	No. of invalid results	0	0	0	0	0	0	0	0	0	0	0	0	0	0	0	0	0	0	0	0	0	0	0	0	0	0	0	0	0	0	0
	Sum of exceedances	0.0	No. of exceedances of ELV	0	0	0	0	0	0	0	0	0	0	0	0	0	0	0	0	0	0	0	0	0	0	0	0	0	0	0	0	0	0	0
Daily average			Daily average ELV	10	10	10	10	10	10	10	10	10	10	10	10	10	10	10	10	10	10	10	10	10	10	10	10	10	10	10	10	10	10	10
	Monthly maximum	3.8	Daily average	1.3	0.9	1.18	2.03	2	1.75	0.77	0.54	1.01	1.68	2.17	1.77	1.75	2.03	1.83	2.22	1.95	2.49	3.49	2.35	2.44	2.62	3.78	2.1	3.04	2.39	3.75	3.29	1.62	1	1.01
	No. of invalid days	0.0	Value valid	Y	Y	Y	Y	Y	Y	Y	Y	Y	Y	Y	Y	Y	Y	Y	Y	Y	Y	Y	Y	Y	Y	Y	Y	Y	Y	Y	Y	Y	Y	Y
	Sum of exceedances	0.0	Value exceeds ELV (Y/N)	N	N	N	N	N	N	N	N	N	N	N	N	N	N	N	N	N	N	N	N	N	N	N	N	N	N	N	N	N	N	N

Signed..... Date.....

(authorised to sign as representative of the Operator)



Permit Reference no: WP3836ZF

Operator: Tradebe Healthcare National Limited

Installation: Wrexham Clinical Waste Incinerator

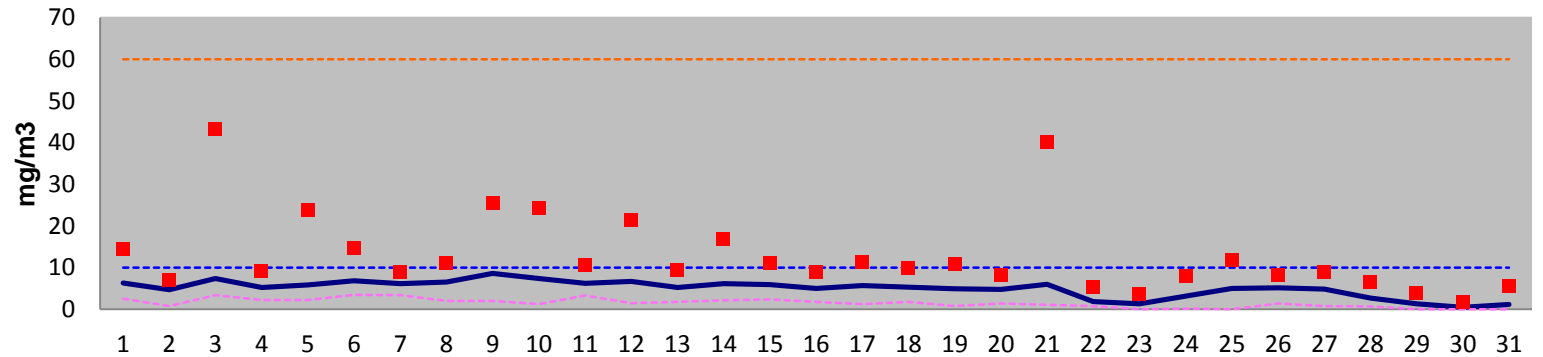
Variation Reference Number: EPR/MP3239FQ/V002

Form Number : Agency Form / A3/ Form Dated 20 October 2011

## Reporting of Continuously Monitored Emissions to Air for Hydrogen Chloride from Emission Point A1 for the month of December 2018

### Daily and Half Hourly Average Monitoring Data

- Daily average ELV
- Half-hour average ELV
- Mean half hour average
- Maximum half hour average
- Minimum half hourly average
- Daily average



Monthly summary			Date	1	2	3	4	5	6	7	8	9	10	11	12	13	14	15	16	17	18	19	20	21	22	23	24	25	26	27	28	29	30	30
			Half-hour average ELV	60	60	60	60	60	60	60	60	60	60	60	60	60	60	60	60	60	60	60	60	60	60	60	60	60	60	60	60	60	60	60
Half-hourly average	Monthly maximum	43.2	Maximum half hour average	14.5	6.9	43.2	9.1	23.8	14.7	9	11.2	25.5	24.3	10.5	21.5	9.5	16.8	11	8.9	11.3	10	10.9	8.3	40.2	5.2	3.7	8	11.9	8.2	8.9	6.6	3.9	1.7	5.6
	Monthly mean	5.0	Mean half hour average	6.3	4.74	7.44	5.26	5.9	6.88	6.21	6.54	8.64	7.4	6.28	6.74	5.26	6.21	5.95	5.05	5.75	5.35	4.98	4.79	6.03	1.9	1.36	3.18	5.05	5.16	4.86	2.76	1.34	0.49	1.15
	Monthly minimum	0.0	Minimum half hourly average	2.6	0.8	3.4	2.3	2.3	3.5	3.4	2	2	1.3	3.3	1.5	1.8	2.2	2.4	1.8	1.3	1.8	0.8	1.4	1.1	0.8	0	0.2	0	1.4	0.8	0.7	0	0	0
	Total invalid results	0.0	No. of invalid results	0	0	0	0	0	0	0	0	0	0	0	0	0	0	0	0	0	0	0	0	0	0	0	0	0	0	0	0	0	0	0
	Sum of exceedances	0.0	No. of exceedances of ELV	0	0	0	0	0	0	0	0	0	0	0	0	0	0	0	0	0	0	0	0	0	0	0	0	0	0	0	0	0	0	0
Daily average			Daily average ELV	10	10	10	10	10	10	10	10	10	10	10	10	10	10	10	10	10	10	10	10	10	10	10	10	10	10	10	10	10	10	10
	Monthly maximum	8.6	Daily average	6.3	4.74	7.44	5.26	5.9	6.88	6.21	6.54	8.64	7.4	6.28	6.74	5.26	6.21	5.95	5.05	5.75	5.35	4.98	4.79	6.03	1.9	1.36	3.18	5.05	5.16	4.86	2.76	1.34	0.49	1.15
	No. of invalid days	0.0	Value valid	Y	Y	Y	Y	Y	Y	Y	Y	Y	Y	Y	Y	Y	Y	Y	Y	Y	Y	Y	Y	Y	Y	Y	Y	Y	Y	Y	Y	Y	Y	Y
	Sum of exceedances	0.0	Value exceeds ELV (Y/N)	N	N	N	N	N	N	N	N	N	N	N	N	N	N	N	N	N	N	N	N	N	N	N	N	N	N	N	N	N	N	N

Signed..... Date.....

(authorised to sign as representative of the Operator)





Permit Reference no: WP3836ZF

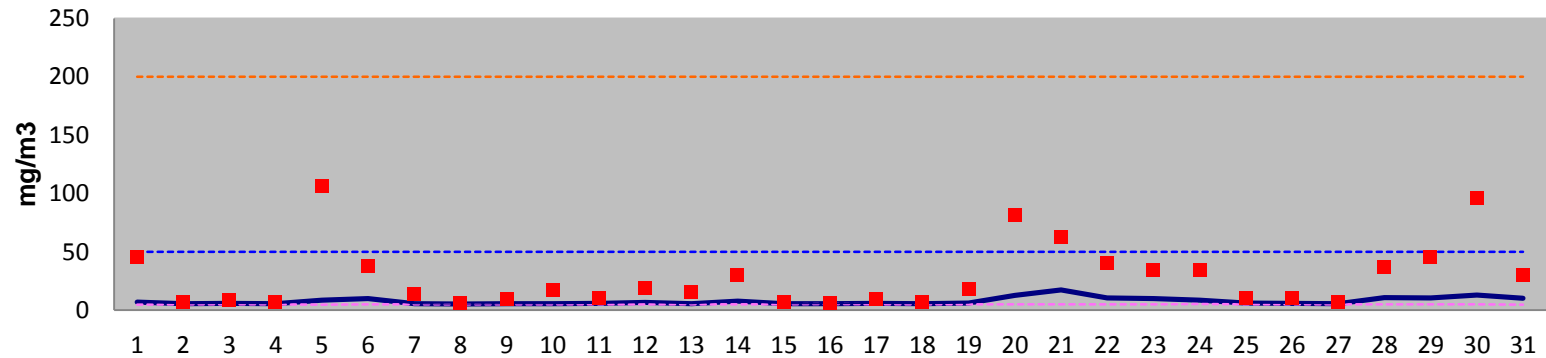
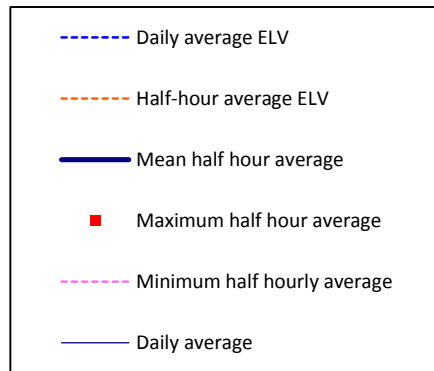
Operator: Tradebe Healthcare National Limited  
Installation: Wrexham Clinical Waste Incinerator

Variation Reference Number: EPR/MP3239FQ/V002

Form Number : Agency Form / A6/ Form Dated 20 October 2011

### Reporting of Continuously Monitored Emissions to Air for Sulphur Dioxide from Emission Point A1 for the month of December 2018

#### Daily and Half Hourly Average Monitoring Data



Monthly summary			Date	1	2	3	4	5	6	7	8	9	10	11	12	13	14	15	16	17	18	19	20	21	22	23	24	25	26	27	28	29	30	30
			Half-hour average ELV	200	200	200	200	200	200	200	200	200	200	200	200	200	200	200	200	200	200	200	200	200	200	200	200	200	200	200	200	200	200	200
Half-hourly average	Monthly maximum	106.4	Maximum half hour average	45.4	6.9	8.3	6.8	106	37.6	14	5.8	9.8	17	10.8	18.7	15.3	30.2	6.5	6.1	9.7	6.6	18.5	81.8	62.9	39.9	34.6	34	10.1	10.8	6.6	36.8	45.6	95.9	29.9
	Monthly mean	7.8	Mean half hour average	7.02	5.53	5.95	5.74	8.69	9.97	5.55	5.34	5.48	5.71	5.79	6.62	5.72	7.93	5.5	5.6	5.76	5.49	6.1	12.7	17.5	10.6	10	8.55	6.23	5.99	5.65	10.8	10.5	13.1	10.2
	Monthly minimum	4.8	Minimum half hourly average	4.8	5	5.1	5.1	4.9	5	5	5	5	5.1	5.1	5.2	5	5	5	5.3	5	5.1	5.1	5	5.2	5	5.2	5.3	5.1	5.2	5.2	5	5.1	5.2	4.9
	Total invalid results	0.0	No. of invalid results	0	0	0	0	0	0	0	0	0	0	0	0	0	0	0	0	0	0	0	0	0	0	0	0	0	0	0	0	0	0	0
	Sum of exceedances	0.0	No. of exceedances of ELV	0	0	0	0	0	0	0	0	0	0	0	0	0	0	0	0	0	0	0	0	0	0	0	0	0	0	0	0	0	0	0
Daily average			Daily average ELV	50	50	50	50	50	50	50	50	50	50	50	50	50	50	50	50	50	50	50	50	50	50	50	50	50	50	50	50	50	50	50
	Monthly maximum	17.5	Daily average	7.02	5.53	5.95	5.74	8.69	9.97	5.55	5.34	5.48	5.71	5.79	6.62	5.72	7.93	5.5	5.6	5.76	5.49	6.1	12.7	17.5	10.6	10	8.55	6.23	5.99	5.65	10.8	10.5	13.1	10.2
	No. of invalid days	0.0	Value valid	Y	Y	Y	Y	Y	Y	Y	Y	Y	Y	Y	Y	Y	Y	Y	Y	Y	Y	Y	Y	Y	Y	Y	Y	Y	Y	Y	Y	Y	Y	Y
	Sum of exceedances	0.0	Value exceeds ELV (Y/N)	N	N	N	N	N	N	N	N	N	N	N	N	N	N	N	N	N	N	N	N	N	N	N	N	N	N	N	N	N	N	N

Signed..... Date.....

(authorised to sign as representative of the Operator)

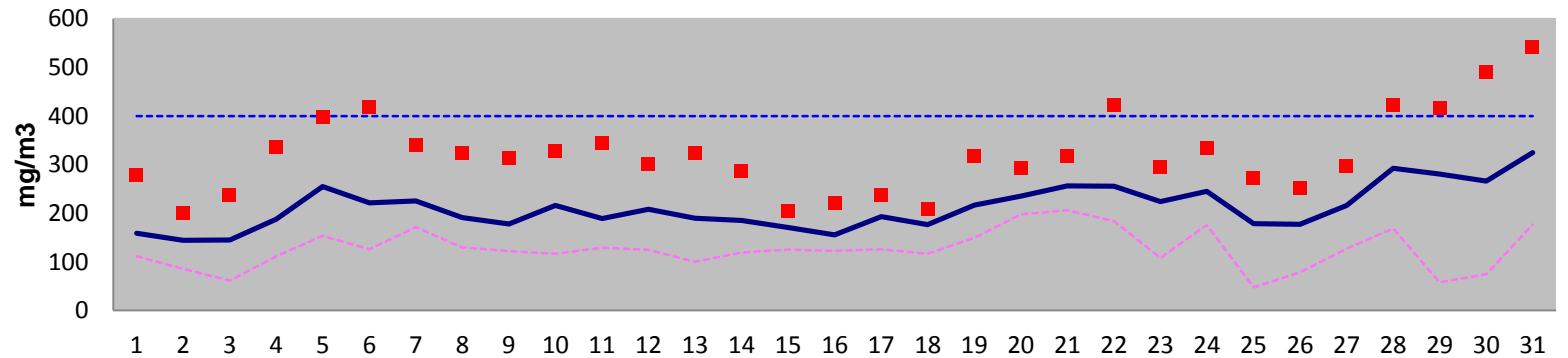
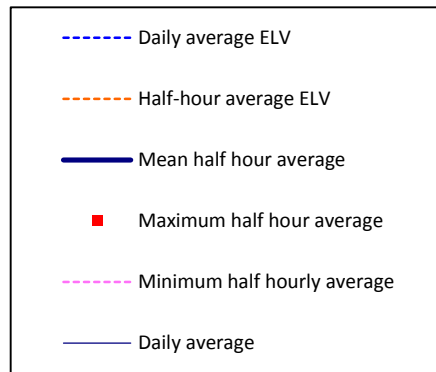


Permit Reference no: WP3836ZF  
 Operator: Tradebe Healthcare National Limited  
 Installation: Wrexham Clinical Waste Incinerator

Variation Reference Number: EPR/MP3239FQ/V002  
 Form Number : Agency Form / A7/ Form Dated 20 October 2011

### Reporting of Continuously Monitored Emissions to Air for Oxides of Nitrogen from Emission Point A1 for the month of December 2018

#### Daily and Half Hourly Average Monitoring Data



	Monthly summary		Date	1	2	3	4	5	6	7	8	9	10	11	12	13	14	15	16	17	18	19	20	21	22	23	24	25	26	27	28	29	30	30
			Half-hour average ELV																															
Half-hourly average	Monthly maximum	541.9	Maximum half hour average	277	199.2	237	336	397	418	340	324	313	328	344	300	324	288	204	220	237	208	317	292	318	423	295	333	272	252	296	423	416	490	542
	Monthly mean	211.7	Mean half hour average	159	144.21	145	188	255	222	226	191	178	216	189	208	190	185	171	156	193	177	217	236	256	255	224	245	179	177	216	293	281	266	325
	Monthly minimum	47.4	Minimum half hourly average	111	86.1	61.6	112	154	126	172	130	122	117	129	125	100	119	126	123	126	117	150	198	206	184	108	176	47.4	78.9	127	169	58	74.8	177
	Total invalid results	0.0	No. of invalid results	0	0	0	0	0	0	0	0	0	0	0	0	0	0	0	0	0	0	0	0	0	0	0	0	0	0	0	0	0	0	0
	Sum of exceedances	0.0	No. of exceedances of ELV	0	0	0	0	0	0	0	0	0	0	0	0	0	0	0	0	0	0	0	0	0	0	0	0	0	0	0	0	0	0	0
Daily average			Daily average ELV	400	400	400	400	400	400	400	400	400	400	400	400	400	400	400	400	400	400	400	400	400	400	400	400	400	400	400	400	400	400	400
	Monthly maximum	324.7	Daily average	159	144.21	145	188	255	222	226	191	178	216	189	208	190	185	171	156	193	177	217	236	256	255	224	245	179	177	216	293	281	266	325
	No. of invalid days	0.0	Value valid	Y	Y	Y	Y	Y	Y	Y	Y	Y	Y	Y	Y	Y	Y	Y	Y	Y	Y	Y	Y	Y	Y	Y	Y	Y	Y	Y	Y	Y	Y	
	Sum of exceedances	0.0	Value exceeds ELV (Y/N)	N	N	N	N	N	N	N	N	N	N	N	N	N	N	N	N	N	N	N	N	N	N	N	N	N	N	N	N	N	N	N

Signed..... Date.....

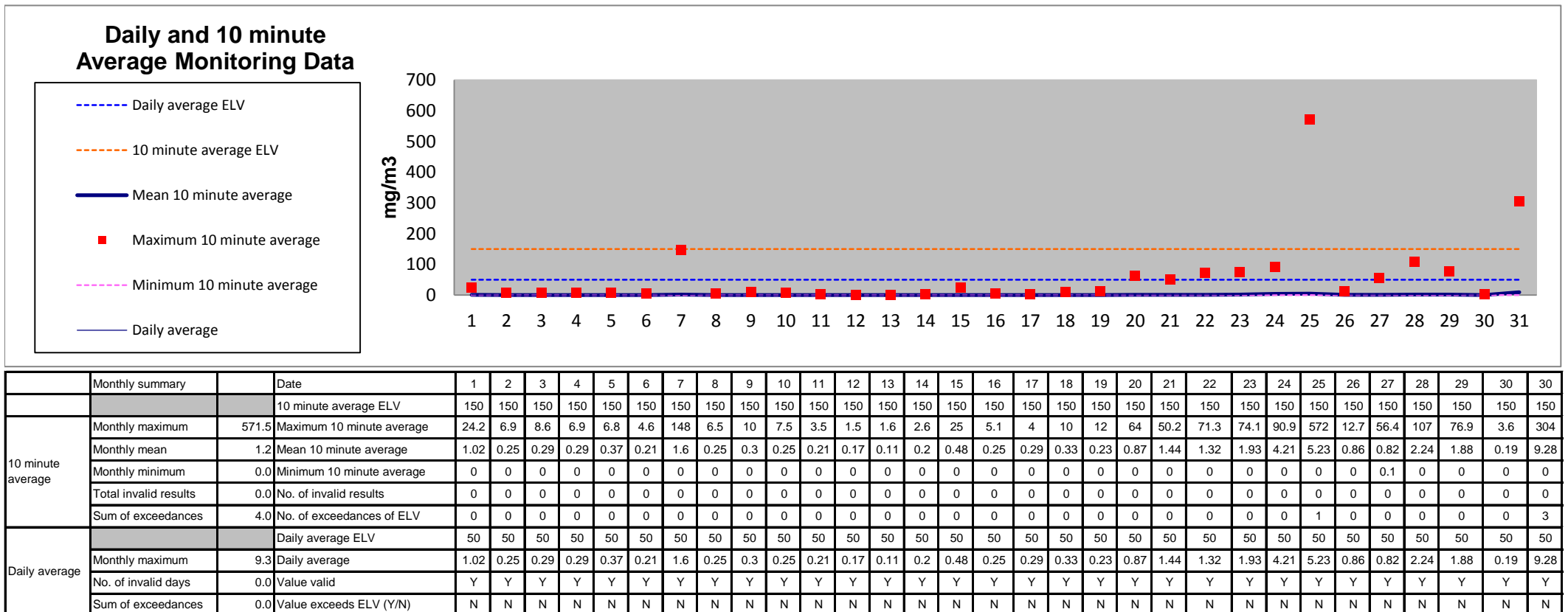
(authorised to sign as representative of the Operator)



Permit Reference no: WP3836ZF  
 Operator: Tradebe Healthcare National Limited  
 Installation: Wrexham Clinical Waste Incinerator

Variation Reference Number: EPR/MP3239FQ/V002  
 Form Number : Agency Form / A5/ Form Dated 20 October 2011

## Reporting of Continuously Monitored Emissions to Air for Carbon Monoxide from Emission Point A1 for the month of December 2018



Signed..... Date.....

(authorised to sign as representative of the Operator)



