

Permit Number: **EPR/DP3137EG**

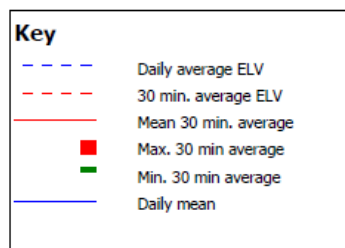
Operator: **Margam Green Energy Limited**

Facility: **Margam Green Energy Plant**

Form Number : **Air 1**

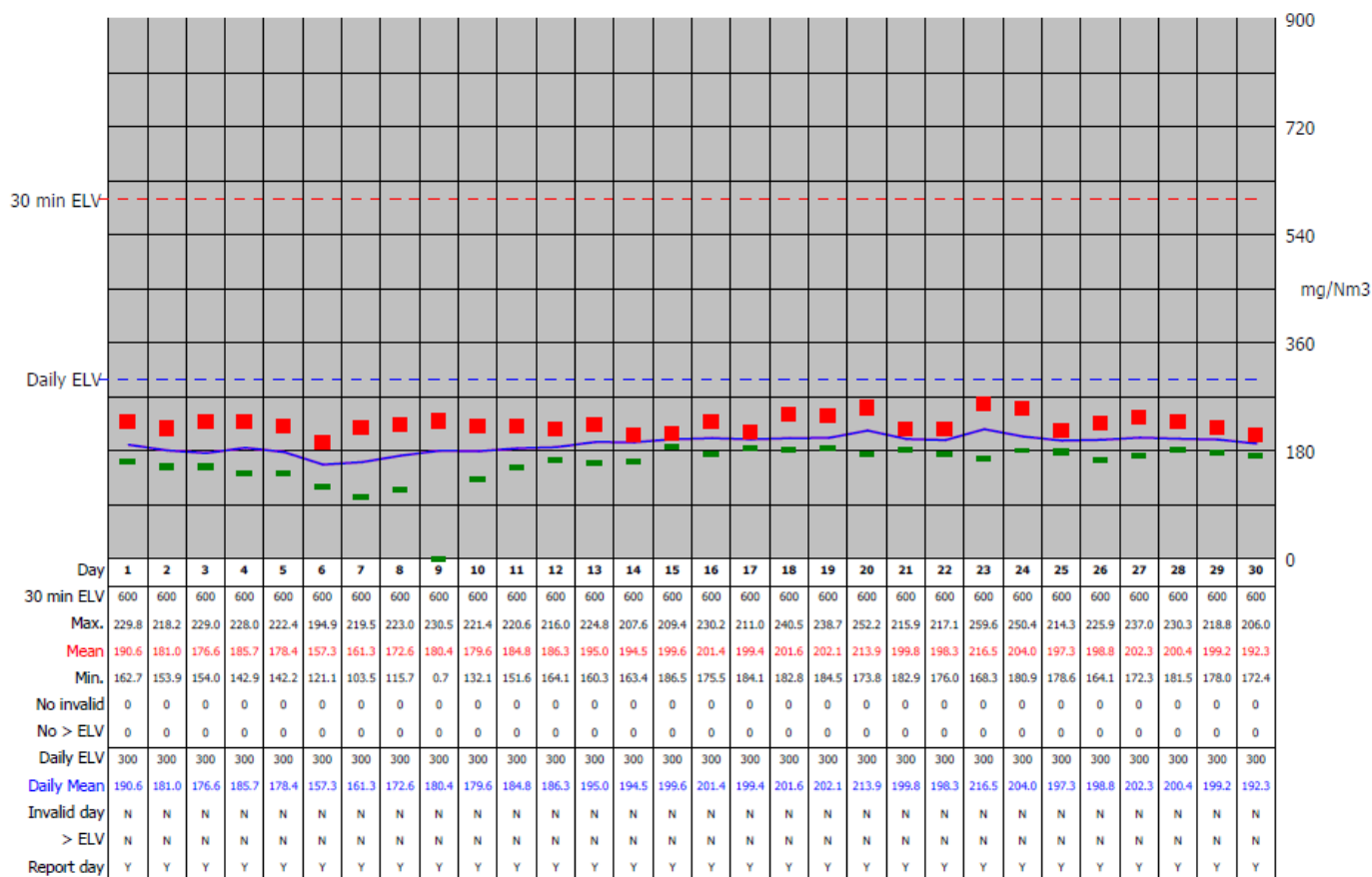
Date: **01/11/21-30/11/2021**

Reporting of Continuously Monitored Emissions to Air for NO_x , Emission Point Report for November, 2021



95th Percentile = 221.9
No. of valid averages = 1440

Month summary	
30 min ELV	
Monthly max.	259.6
Monthly mean	191.7
Monthly min.	0.7
Total invalid	0
Sum > ELV	0
Daily ELV	
Monthly max	216.5
No. invalid days	0
No. > ELV	0
No. report days	30



SignedPaul Fitzsimmons.....

Date.....28/01/2021.....

(authorised to sign as representative of **Margam Green Energy Limited**)

Permit Number: **EPR/DP3137EG**

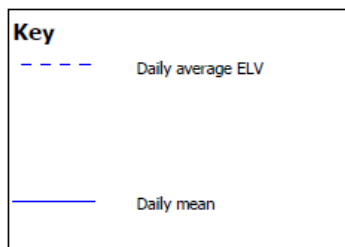
Operator: **Margam Green Energy Limited**

Facility: **Margam Green Energy Plant**

Form Number : **Air 1**

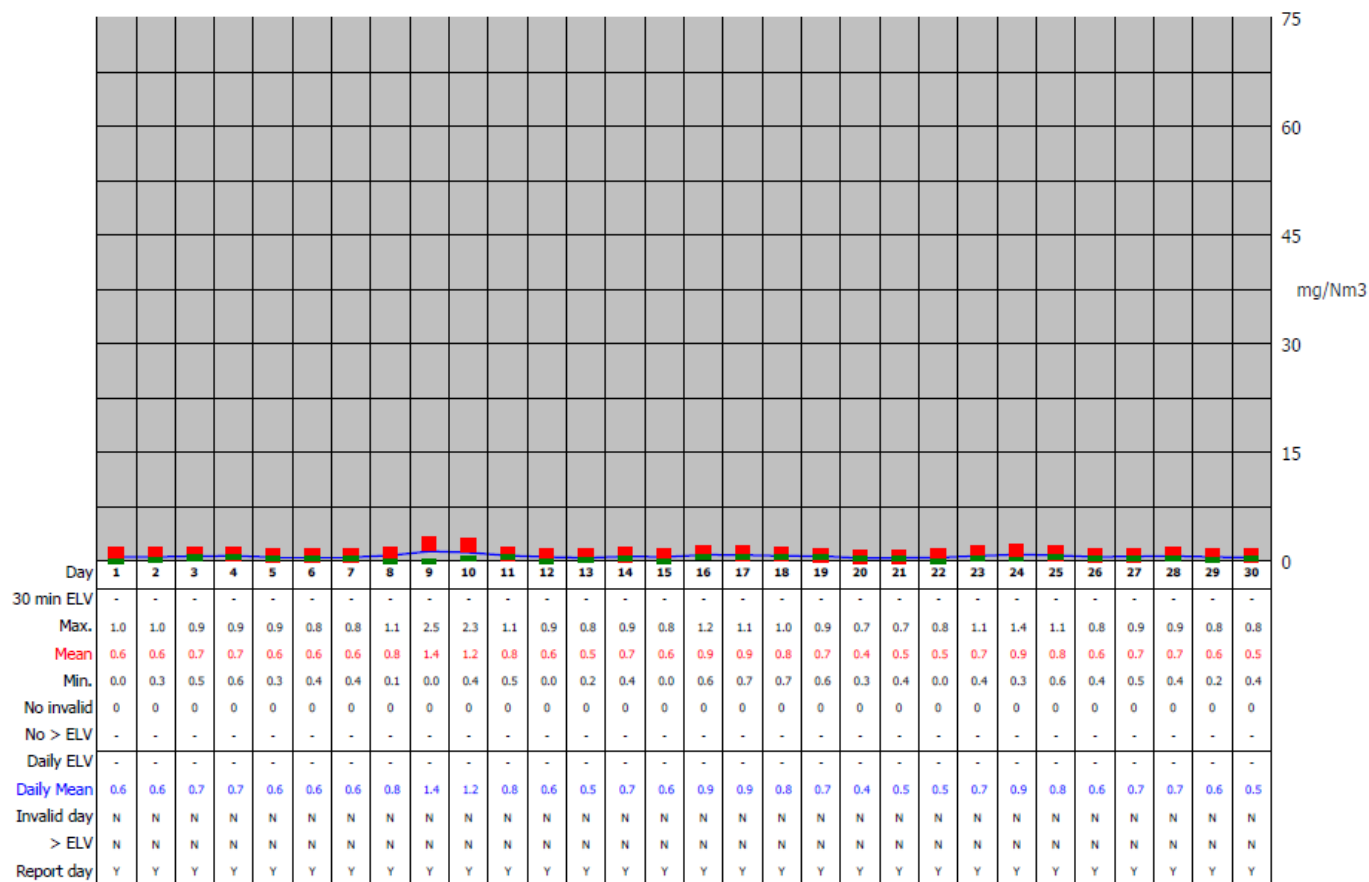
Date: **01/11/21-30/11/2021**

Reporting of Continuously Monitored Emissions to Air for NH₃ , Emission Point Report for November, 2021



95th Percentile = 1.1
No. of valid averages = 1440

Month summary	
30 min ELV	
Monthly max.	2.5
Monthly mean	0.7
Monthly min.	0.0
Total invalid	0
Sum > ELV	0
Daily ELV	
Monthly max	1.4
No. invalid days	0
No. > ELV	0
No. report days	30



SignedPaul Fitzsimmons.....

Date.....28/01/2021.....

(authorised to sign as representative of **Margam Green Energy Limited**)

Permit Number: **EPR/DP3137EG**

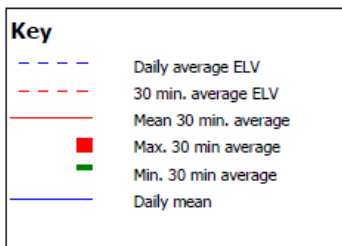
Operator: **Margam Green Energy Limited**

Facility: **Margam Green Energy Plant**

Form Number : **Air 1**

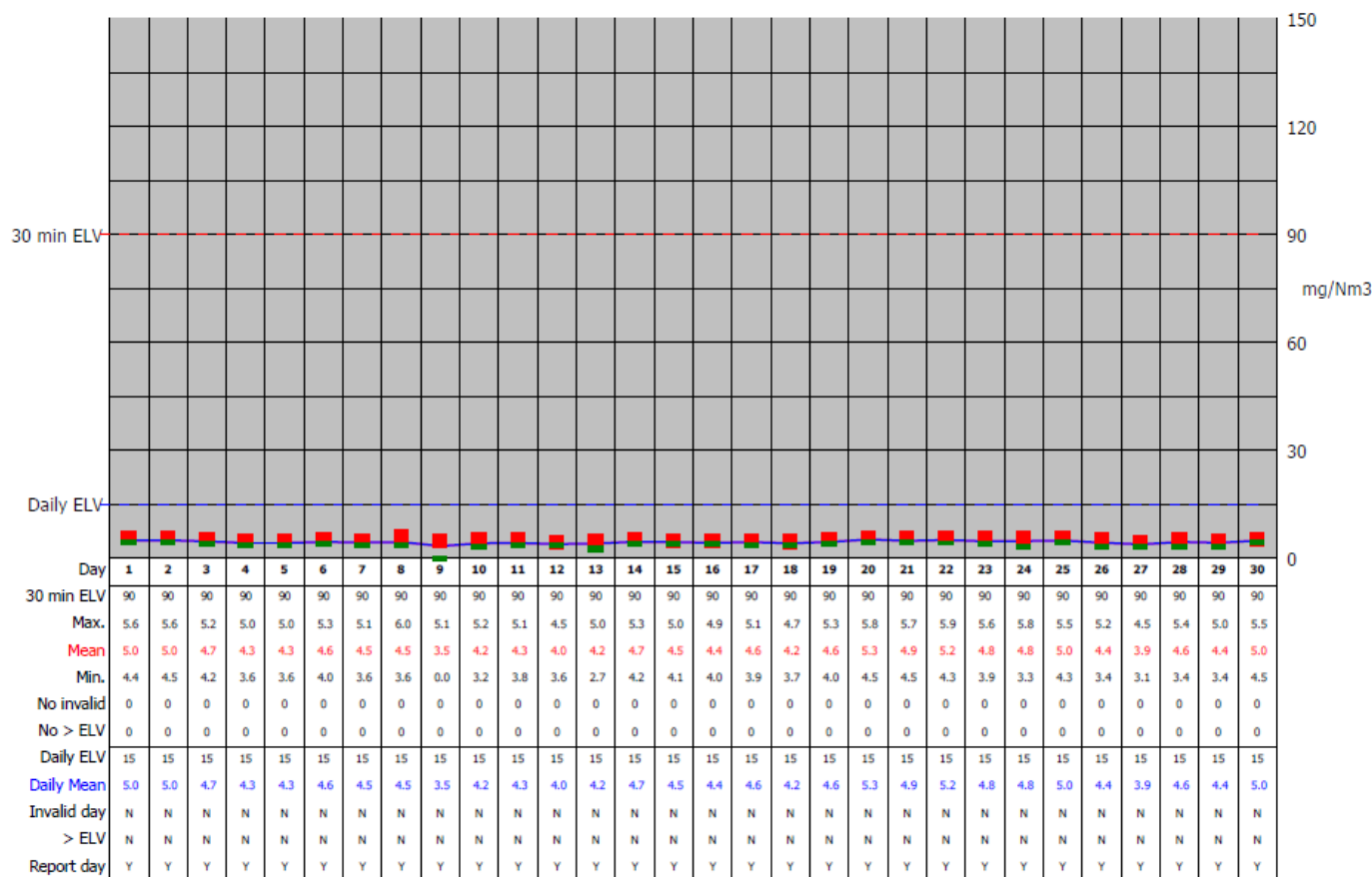
Date: **01/11/21-30/11/2021**

Reporting of Continuously Monitored Emissions to Air for HCl, Emission Point Report for November, 2021



95th Percentile = 5.4
No. of valid averages = 1440

Month summary	
30 min ELV	
Monthly max.	6.0
Monthly mean	4.6
Monthly min.	0.0
Total invalid	0
Sum > ELV	0
Daily ELV	
Monthly max	5.3
No. invalid days	0
No. > ELV	0
No. report days	30



SignedPaul Fitzsimmons.....

Date.....28/01/2021.....

(authorised to sign as representative of **Margam Green Energy Limited**)

Permit Number: **EPR/DP3137EG**

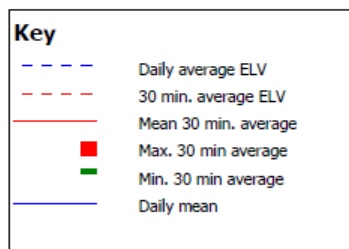
Operator: **Margam Green Energy Limited**

Facility: **Margam Green Energy Plant**

Form Number : **Air 1**

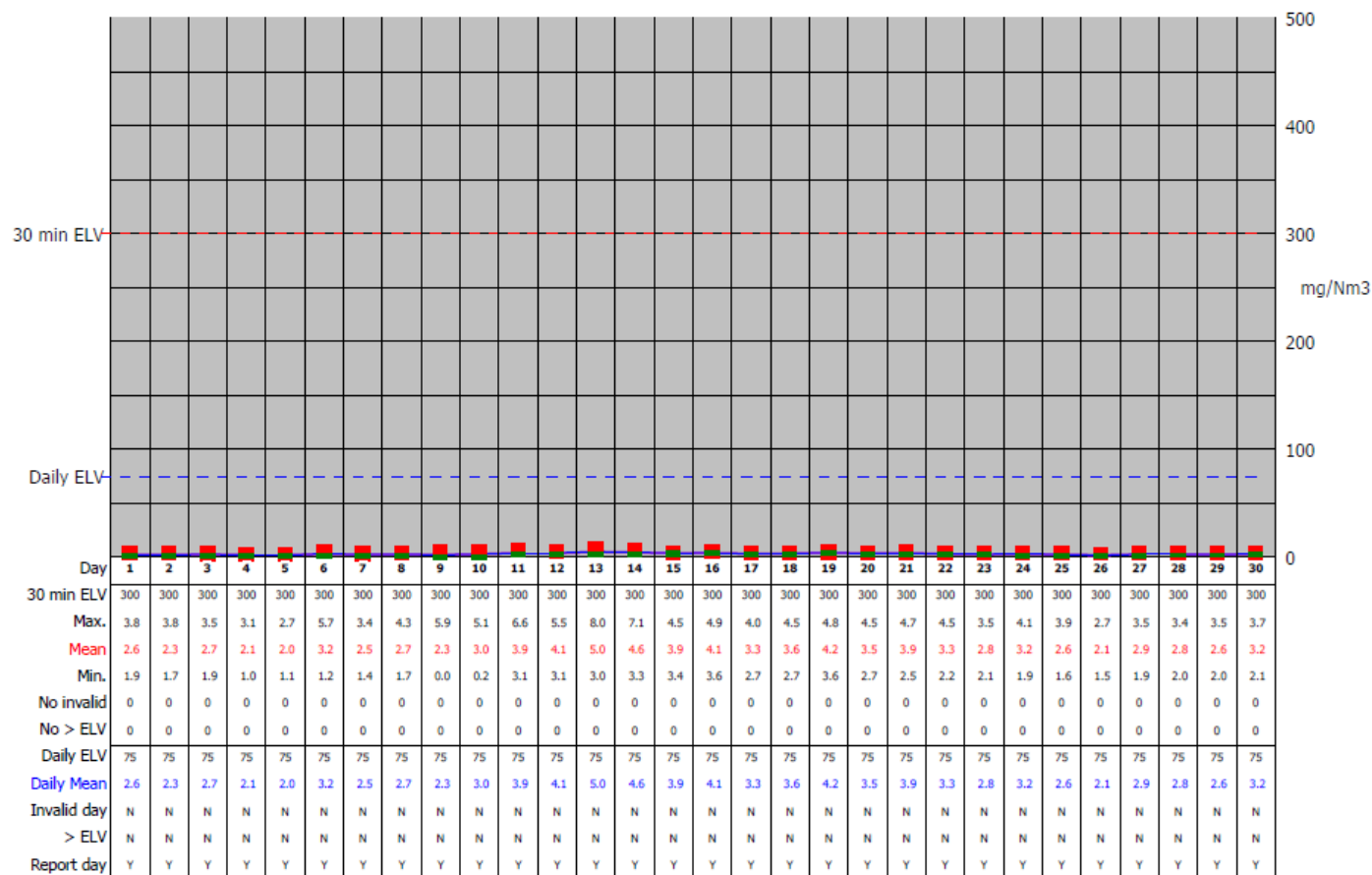
Date: **01/11/21-30/11/2021**

Reporting of Continuously Monitored Emissions to Air for SO₂, Emission Point Report for November, 2021



95th Percentile = 4.7
No. of valid averages = 1440

Month summary	
30 min ELV	
Monthly max.	8.0
Monthly mean	3.2
Monthly min.	0.0
Total invalid	0
Sum > ELV	0
Daily ELV	
Monthly max	5.0
No. invalid days	0
No. > ELV	0
No. report days	30



SignedPaul Fitzsimmons.....

Date.....28/01/2021.....

(authorised to sign as representative of **Margam Green Energy Limited**)

Permit Number: **EPR/DP3137EG**

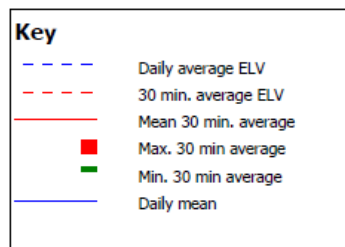
Operator: **Margam Green Energy Limited**

Facility: **Margam Green Energy Plant**

Form Number : **Air 1**

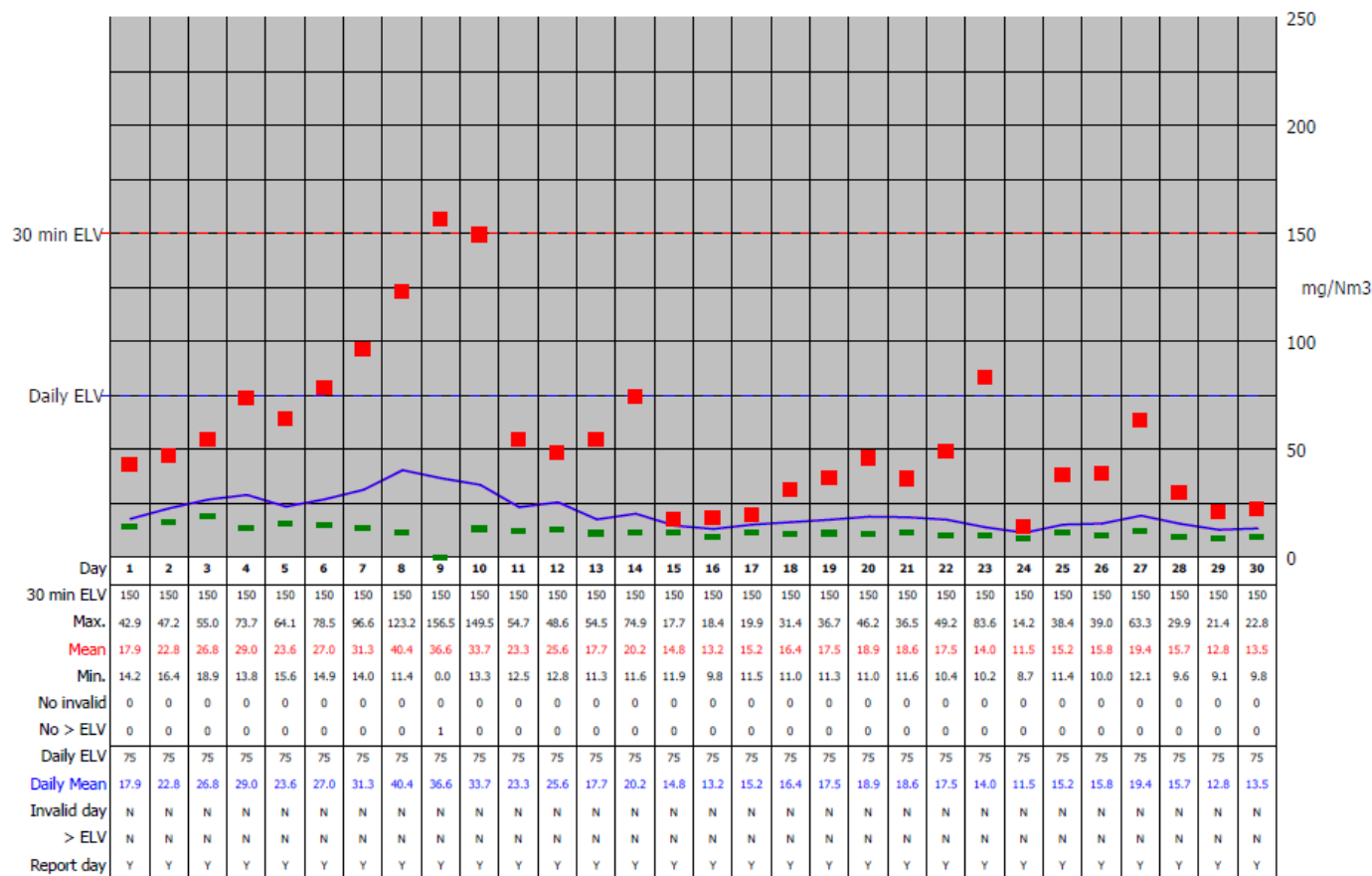
Date: **01/11/21-30/11/2021**

Reporting of Continuously Monitored Emissions to Air for CO, Emission Point Report for November, 2021



95th Percentile = 44.9
No. of valid averages = 1440

Month summary	
30 min ELV	
Monthly max.	156.5
Monthly mean	20.9
Monthly min.	0.0
Total invalid	0
Sum > ELV	1
Daily ELV	
Monthly max	40.4
No. invalid days	0
No. > ELV	0
No. report days	30



SignedPaul Fitzsimmons.....

Date.....28/01/2021.....

(authorised to sign as representative of **Margam Green Energy Limited**)

Permit Number: **EPR/DP3137EG**

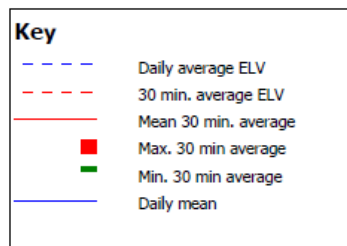
Operator: **Margam Green Energy Limited**

Facility: **Margam Green Energy Plant**

Form Number : **Air 1**

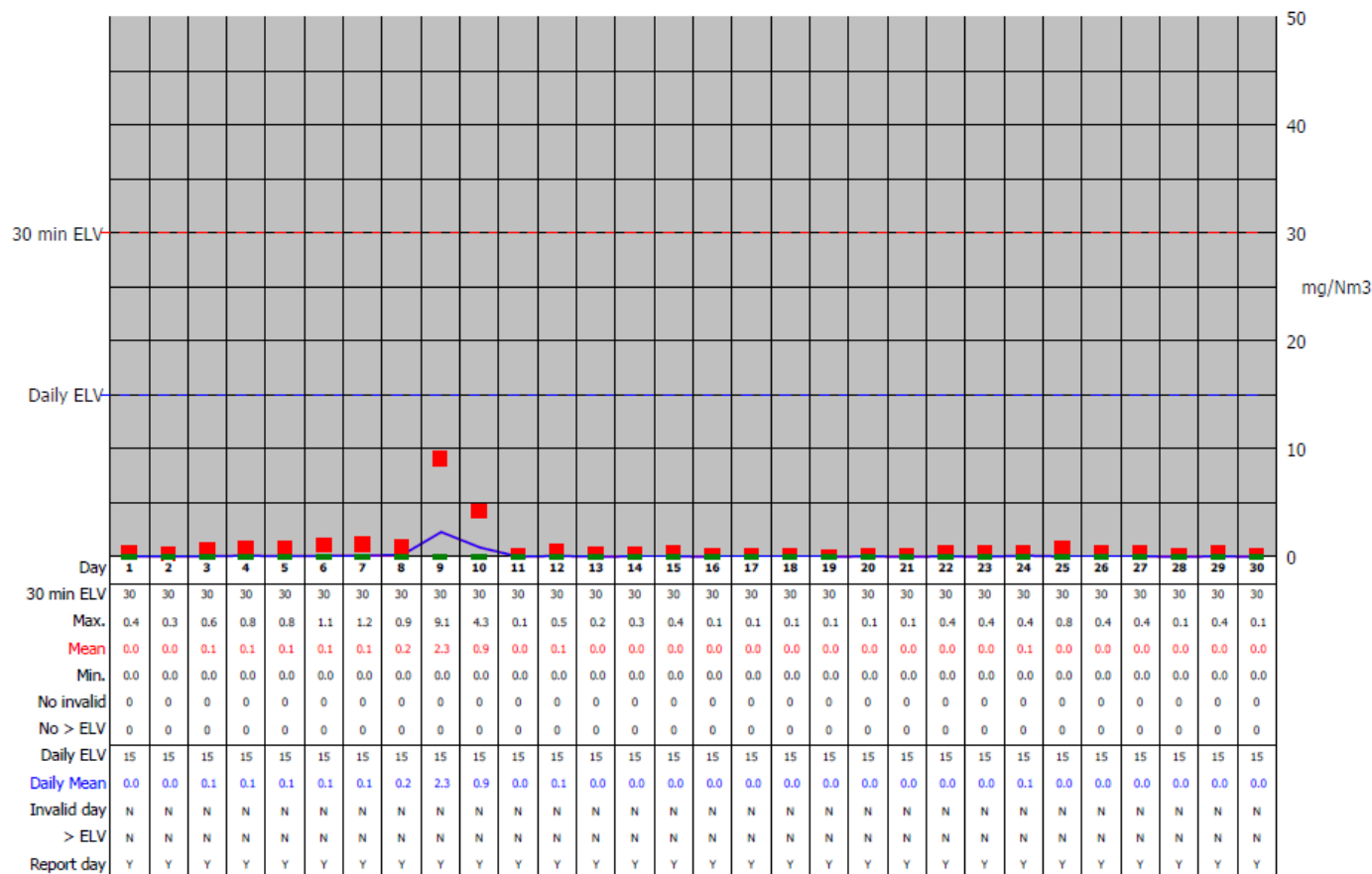
Date: **01/11/21-30/11/2021**

Reporting of Continuously Monitored Emissions to Air for TOC, Emission Point Report for November, 2021



95th Percentile = 0.4
No. of valid averages = 1440

Month summary	
30 min ELV	
Monthly max.	9.1
Monthly mean	0.1
Monthly min.	0.0
Total invalid	0
Sum > ELV	0
Daily ELV	
Monthly max	2.3
No. invalid days	0
No. > ELV	0
No. report days	30



SignedPaul Fitzsimmons.....

Date.....28/01/2021.....

(authorised to sign as representative of **Margam Green Energy Limited**)

Permit Number: **EPR/DP3137EG**

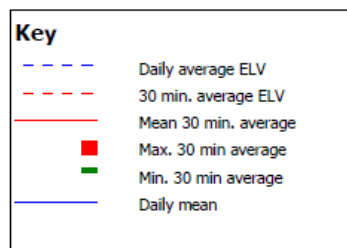
Operator: **Margam Green Energy Limited**

Facility: **Margam Green Energy Plant**

Form Number : **Air 1**

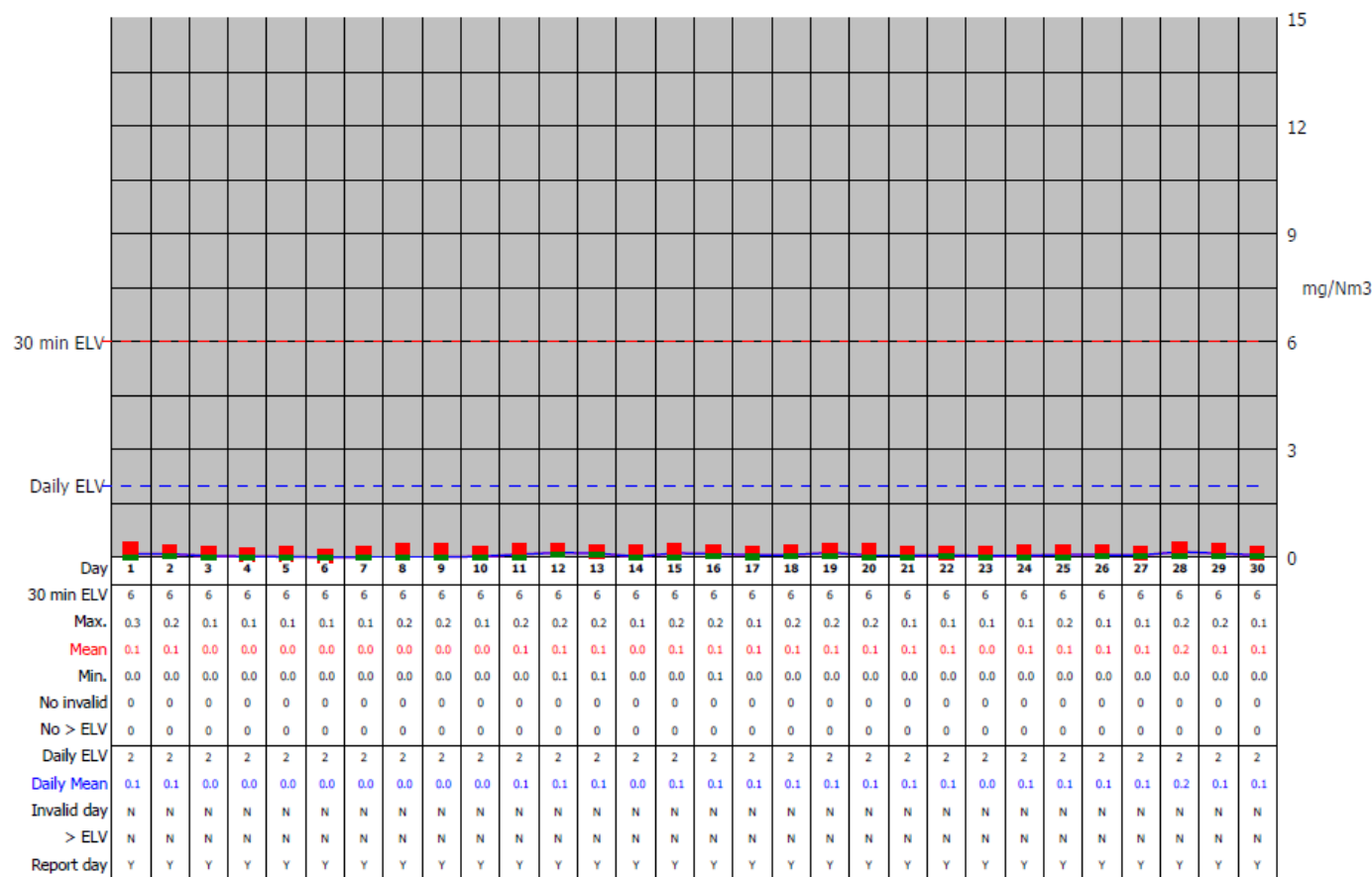
Date: **01/11/21-30/11/2021**

Reporting of Continuously Monitored Emissions to Air for HF, Emission Point Report for November, 2021



95th Percentile = 0.2
No. of valid averages = 1440

Month summary	
30 min ELV	
Monthly max.	0.3
Monthly mean	0.1
Monthly min.	0.0
Total invalid	0
Sum > ELV	0
Daily ELV	
Monthly max	0.2
No. invalid days	0
No. > ELV	0
No. report days	30



SignedPaul Fitzsimmons.....

Date.....28/01/2021.....

(authorised to sign as representative of **Margam Green Energy Limited**)

Permit Number: **EPR/DP3137EG**

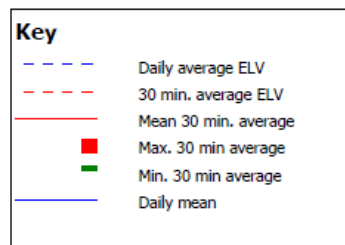
Operator: **Margam Green Energy Limited**

Facility: **Margam Green Energy Plant**

Form Number : **Air 1**

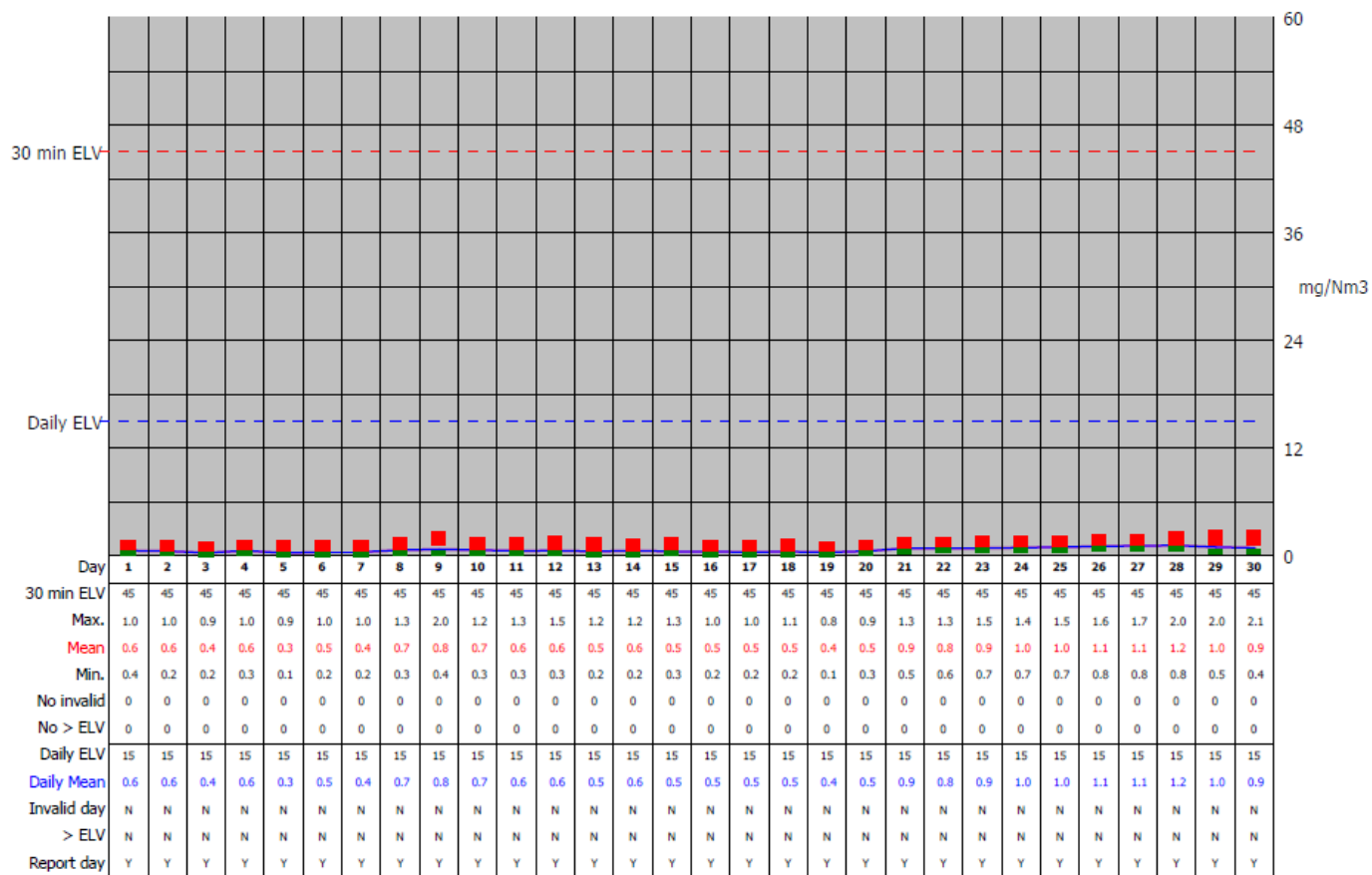
Date: **01/11/21-30/11/2021**

Reporting of Continuously Monitored Emissions to Air for Dust, Emission Point Report for November, 2021



95th Percentile = 1.3
No. of valid averages = 1440

Month summary	
30 min ELV	
Monthly max.	2.1
Monthly mean	0.7
Monthly min.	0.1
Total invalid	0
Sum > ELV	0
Daily ELV	
Monthly max	1.2
No. invalid days	0
No. > ELV	0
No. report days	30



SignedPaul Fitzsimmons.....

Date.....28/01/2021.....

(authorised to sign as representative of **Margam Green Energy Limited**)

Permit Number: **EPR/DP3137EG**

Operator: **Margam Green Energy Limited**

Facility: **Margam Green Energy Plant**

Form Number : **Air 1**

Date: **01/11/21-30/11/2021**