

Permit Number: **EPR/DP3137EG**

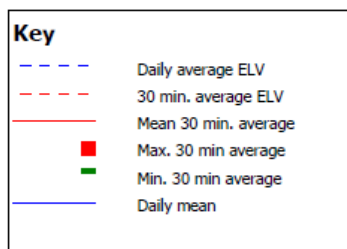
Operator: **Margam Green Energy Limited**

Facility: **Margam Green Energy Plant**

Form Number : **Air 1**

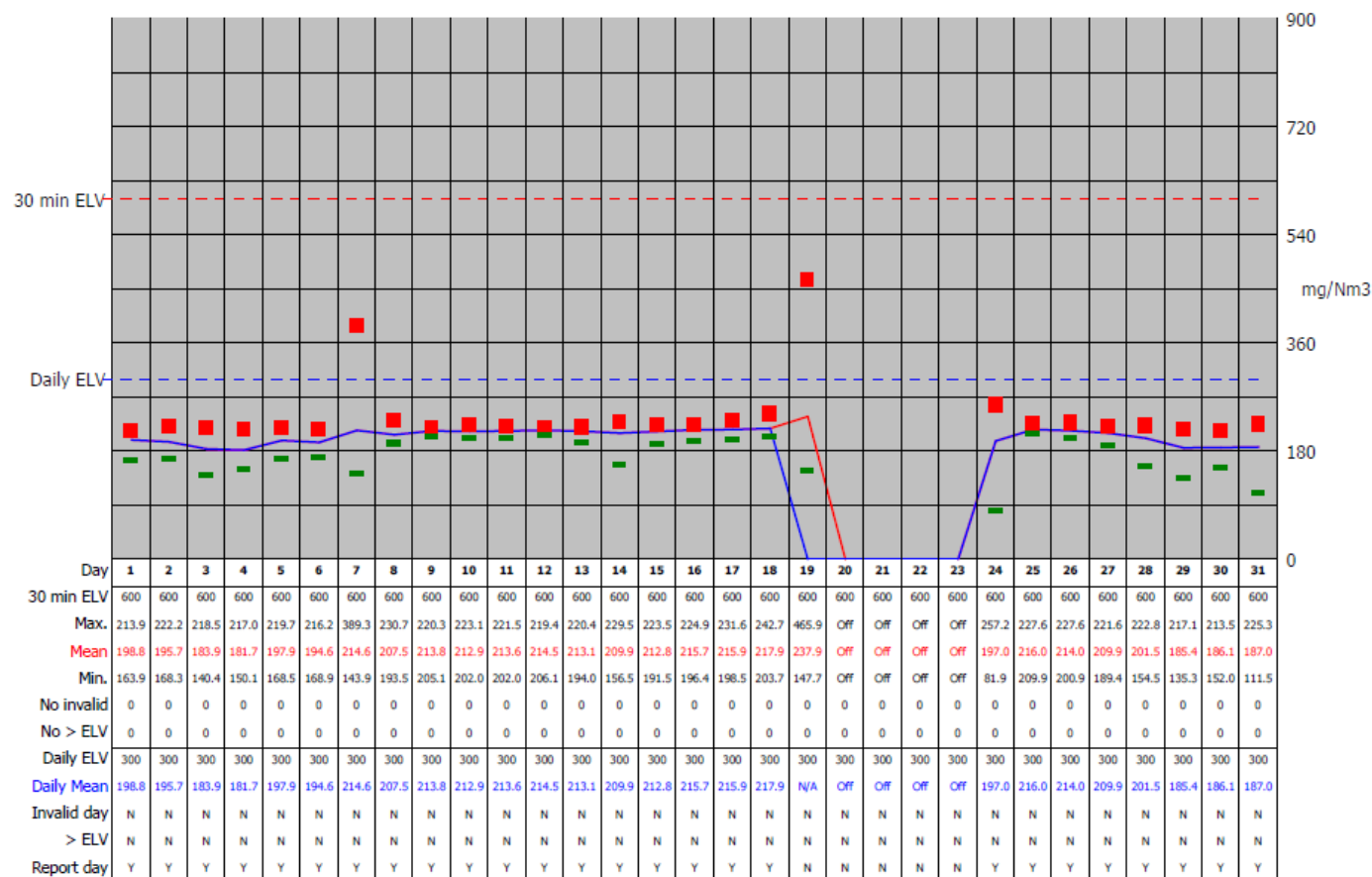
Date: **01/10/21-31/10/2021**

Reporting of Continuously Monitored Emissions to Air for NO_x , Emission Point Report for October, 2021



95th Percentile = 222.2
No. of valid averages = 1268

Month summary	
30 min ELV	
Monthly max.	465.9
Monthly mean	205.1
Monthly min.	81.9
Total invalid	0
Sum > ELV	0
Daily ELV	
Monthly max	217.9
No. invalid days	0
No. > ELV	0
No. report days	26



SignedPaul Fitzsimmons.....

Date.....28/01/2021.....

(authorised to sign as representative of **Margam Green Energy Limited**)

Permit Number: **EPR/DP3137EG**

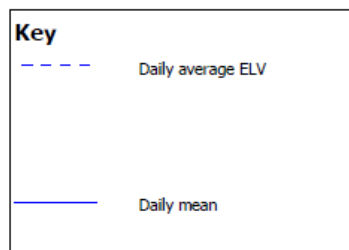
Operator: **Margam Green Energy Limited**

Facility: **Margam Green Energy Plant**

Form Number : **Air 1**

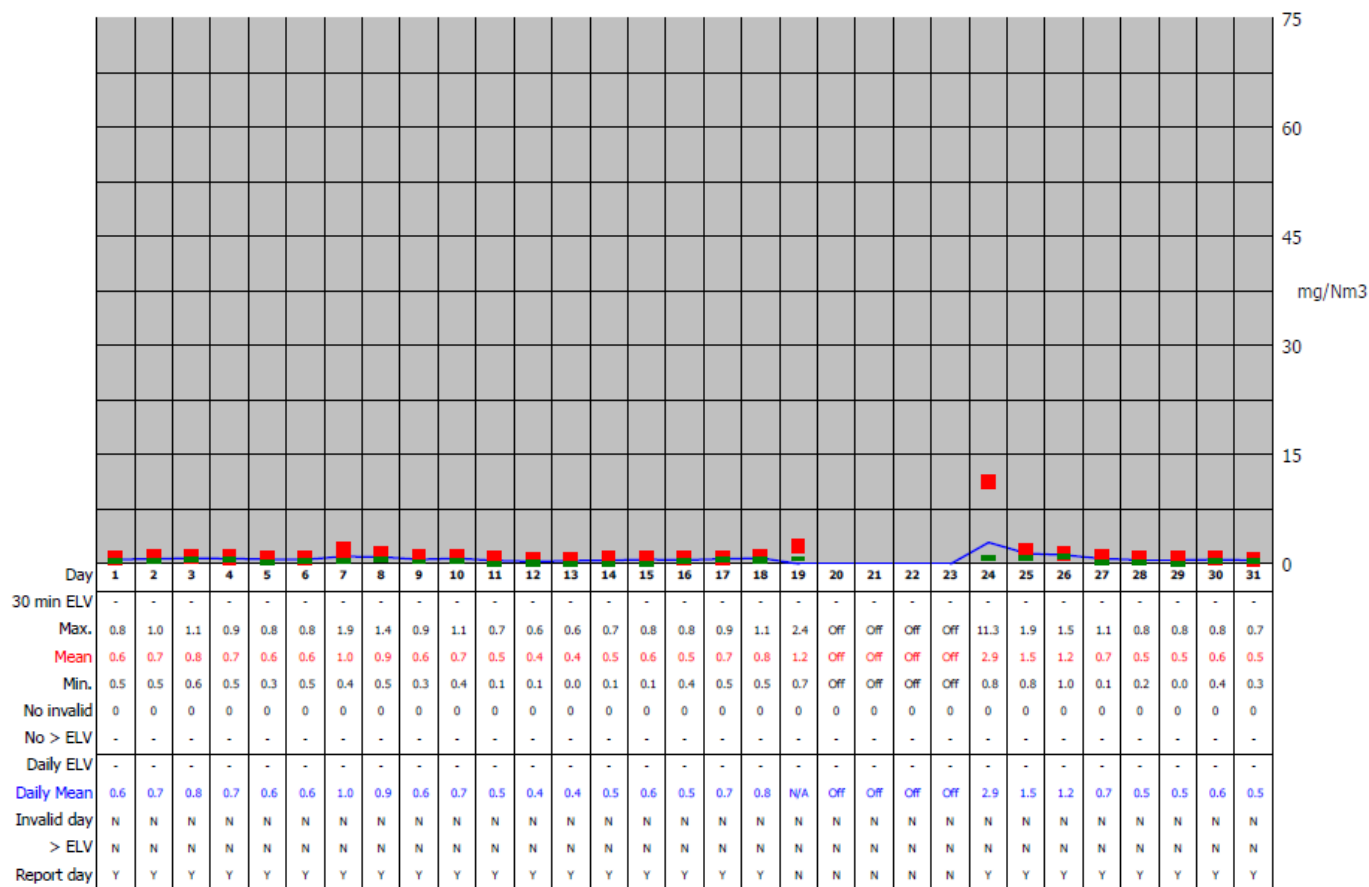
Date: **01/10/21-31/10/2021**

Reporting of Continuously Monitored Emissions to Air for NH₃ , Emission Point Report for October, 2021



95th Percentile = 1.6
No. of valid averages = 1268

Month summary	
30 min ELV	
Monthly max.	11.3
Monthly mean	0.8
Monthly min.	0.0
Total invalid	0
Sum > ELV	0
Daily ELV	
Monthly max	2.9
No. invalid days	0
No. > ELV	0
No. report days	26



SignedPaul Fitzsimmons.....

Date.....28/01/2021.....

(authorised to sign as representative of **Margam Green Energy Limited**)

Permit Number: **EPR/DP3137EG**

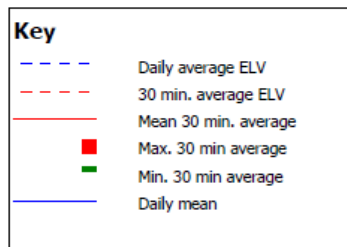
Operator: **Margam Green Energy Limited**

Facility: **Margam Green Energy Plant**

Form Number : **Air 1**

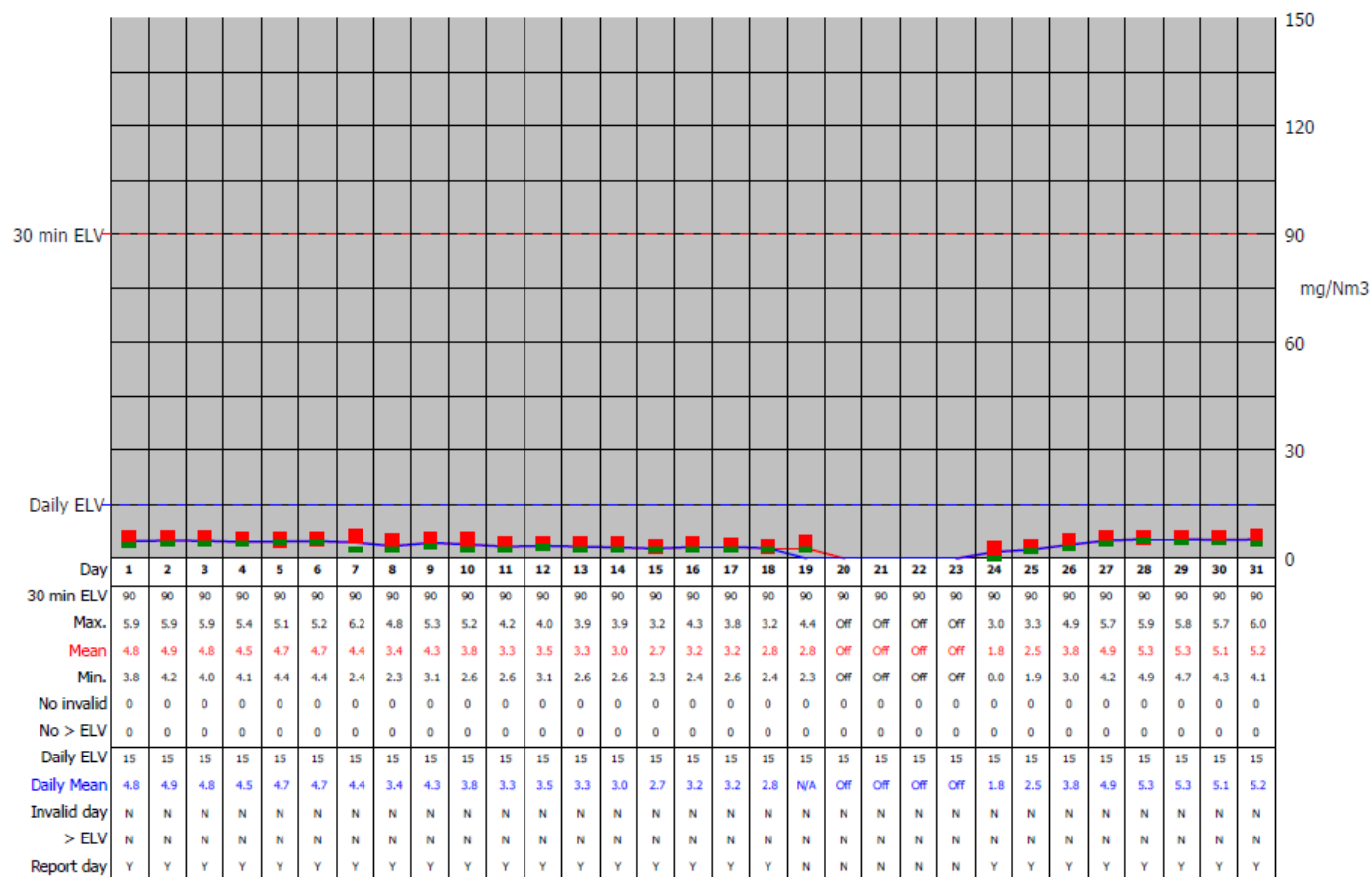
Date: **01/10/21-31/10/2021**

Reporting of Continuously Monitored Emissions to Air for HCl, Emission Point Report for October, 2021



95th Percentile = 5.5
No. of valid averages = 1268

Month summary	
30 min ELV	
Monthly max.	6.2
Monthly mean	3.9
Monthly min.	0.0
Total invalid	0
Sum > ELV	0
Daily ELV	
Monthly max	5.3
No. invalid days	0
No. > ELV	0
No. report days	26



SignedPaul Fitzsimmons.....

Date.....28/01/2021.....

(authorised to sign as representative of **Margam Green Energy Limited**)

Permit Number: **EPR/DP3137EG**

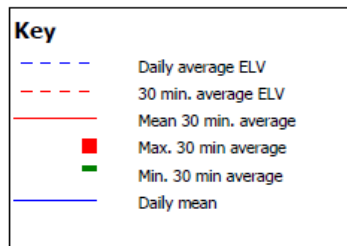
Operator: **Margam Green Energy Limited**

Facility: **Margam Green Energy Plant**

Form Number : **Air 1**

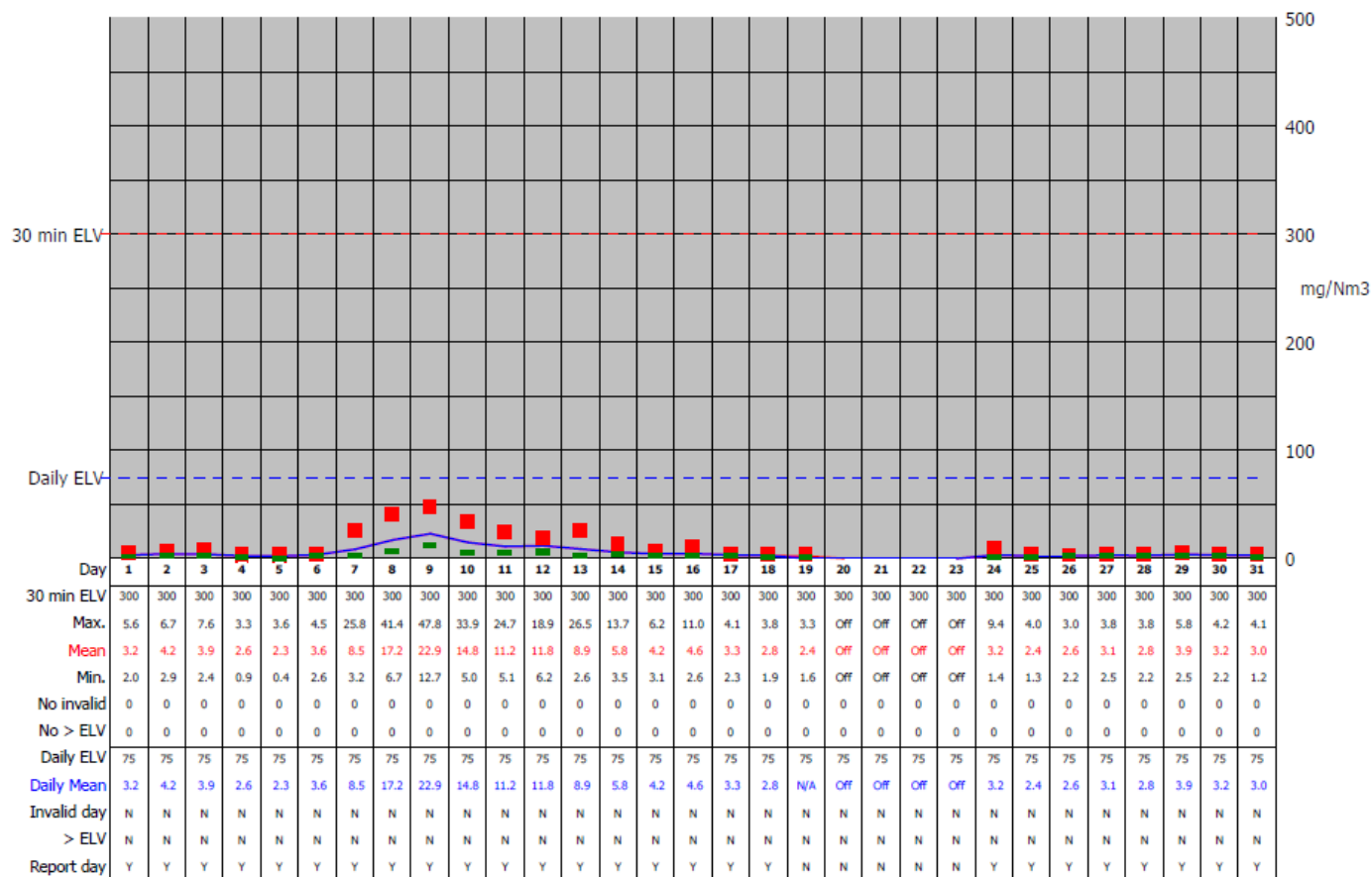
Date: **01/10/21-31/10/2021**

Reporting of Continuously Monitored Emissions to Air for SO₂ , Emission Point Report for October, 2021



95th Percentile = 19.1
No. of valid averages = 1268

Month summary	
30 min ELV	
Monthly max.	47.8
Monthly mean	6.1
Monthly min.	0.4
Total invalid	0
Sum > ELV	0
Daily ELV	
Monthly max	22.9
No. invalid days	0
No. > ELV	0
No. report days	26



SignedPaul Fitzsimmons.....

Date.....28/01/2021.....

(authorised to sign as representative of **Margam Green Energy Limited**)

Permit Number: **EPR/DP3137EG**

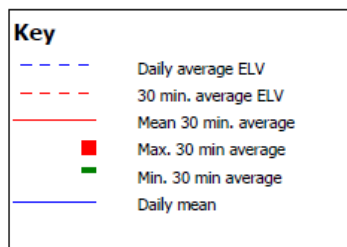
Operator: **Margam Green Energy Limited**

Facility: **Margam Green Energy Plant**

Form Number : **Air 1**

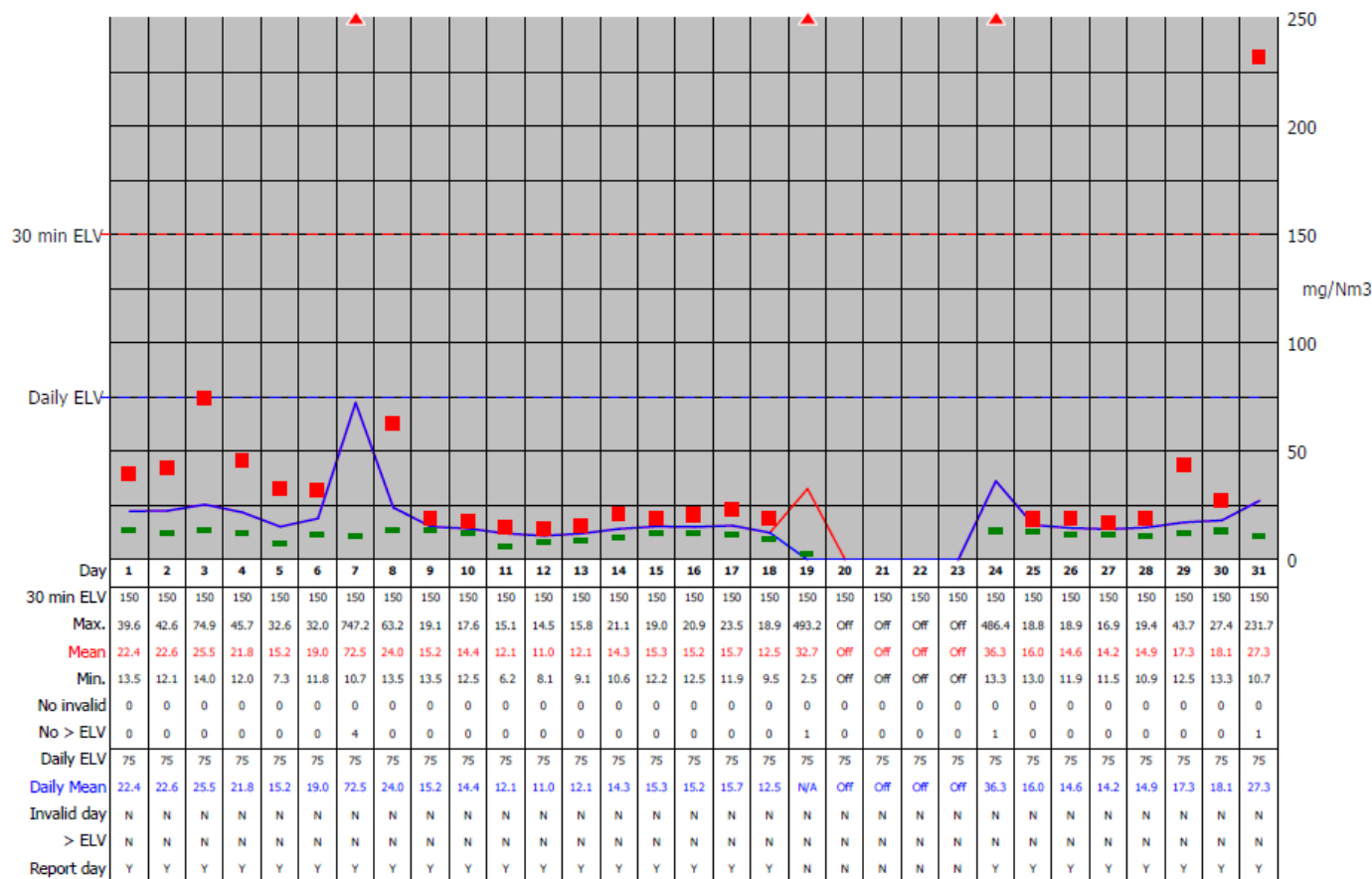
Date: **01/10/21-31/10/2021**

Reporting of Continuously Monitored Emissions to Air for CO₂ Emission Point Report for October, 2021



95th Percentile = 32.0
No. of valid averages = 1268

Month summary	
30 min ELV	
Monthly max.	747.2
Monthly mean	20.2
Monthly min.	2.5
Total invalid	0
Sum > ELV	7
Daily ELV	
Monthly max	72.5
No. invalid days	0
No. > ELV	0
No. report days	26



SignedPaul Fitzsimmons.....

Date.....28/01/2021.....

(authorised to sign as representative of **Margam Green Energy Limited**)

Permit Number: **EPR/DP3137EG**

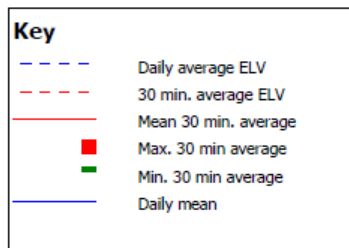
Operator: **Margam Green Energy Limited**

Facility: **Margam Green Energy Plant**

Form Number : **Air 1**

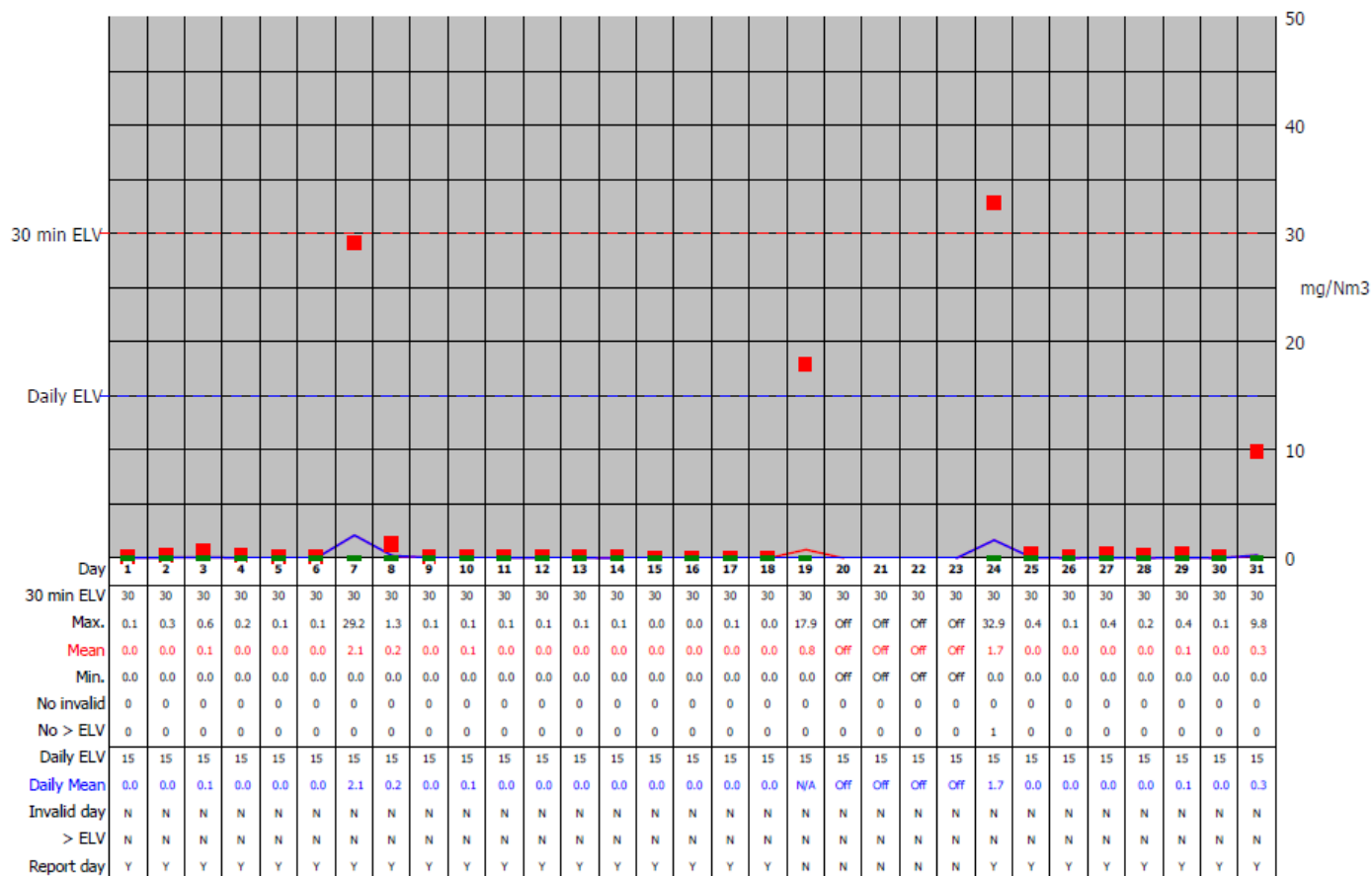
Date: **01/10/21-31/10/2021**

Reporting of Continuously Monitored Emissions to Air for TOC, Emission Point Report for October, 2021



95th Percentile = 0.3
No. of valid averages = 1268

Month summary	
30 min ELV	
Monthly max.	32.9
Monthly mean	0.2
Monthly min.	0.0
Total invalid	0
Sum > ELV	1
Daily ELV	
Monthly max	2.1
No. invalid days	0
No. > ELV	0
No. report days	26



SignedPaul Fitzsimmons.....

Date.....28/01/2021.....

(authorised to sign as representative of **Margam Green Energy Limited**)

Permit Number: **EPR/DP3137EG**

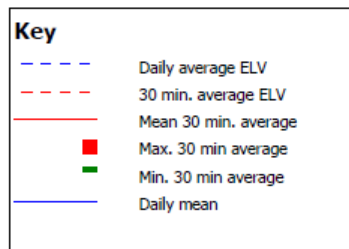
Operator: **Margam Green Energy Limited**

Facility: **Margam Green Energy Plant**

Form Number : **Air 1**

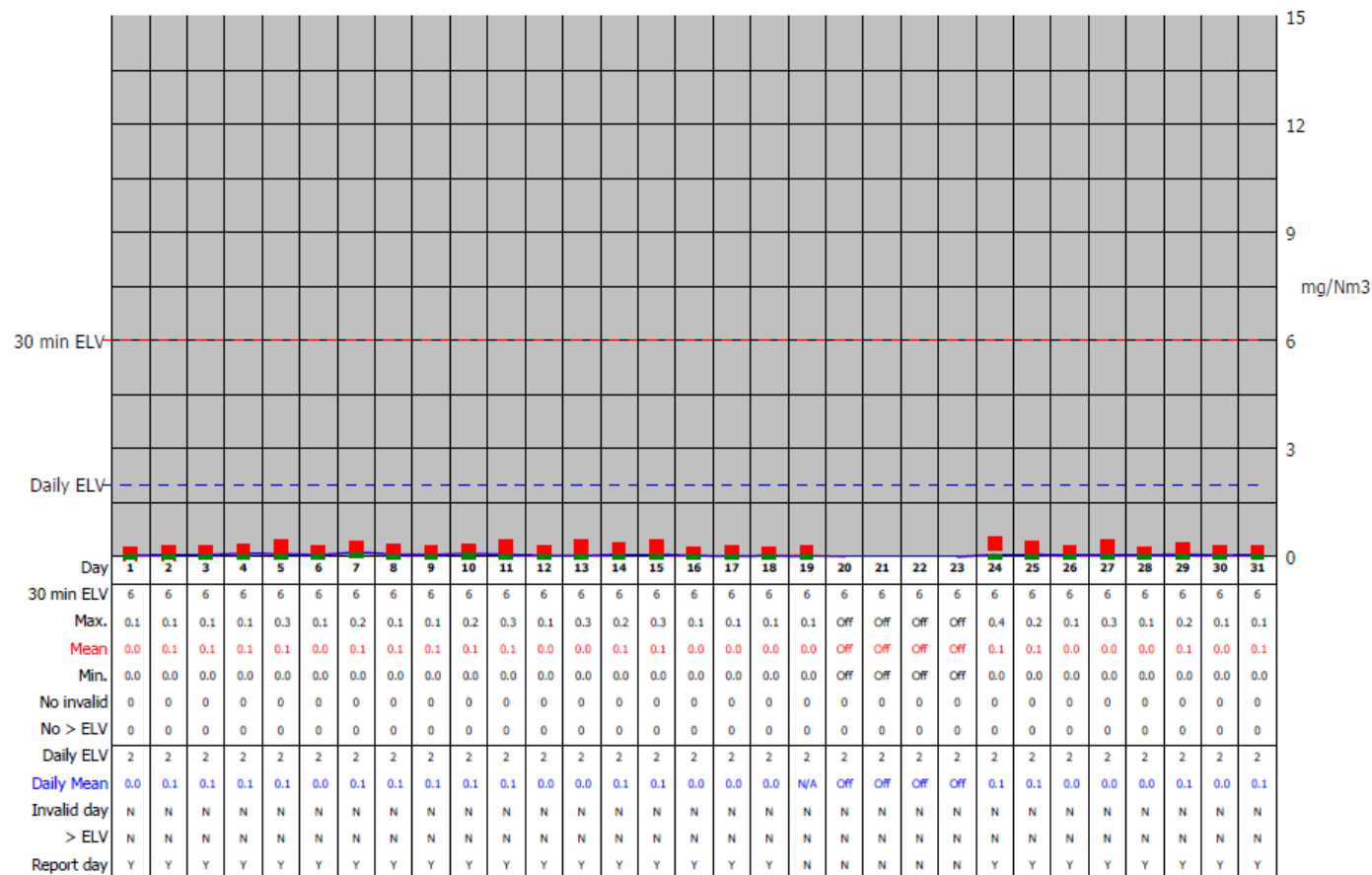
Date: **01/10/21-31/10/2021**

Reporting of Continuously Monitored Emissions to Air for HF, Emission Point Report for October, 2021



95th Percentile = 0.1
No. of valid averages = 1268

Month summary	
30 min ELV	
Monthly max.	0.4
Monthly mean	0.1
Monthly min.	0.0
Total invalid	0
Sum > ELV	0
Daily ELV	
Monthly max	0.1
No. invalid days	0
No. > ELV	0
No. report days	26



SignedPaul Fitzsimmons.....

Date.....28/01/2021.....

(authorised to sign as representative of **Margam Green Energy Limited**)

Permit Number: **EPR/DP3137EG**

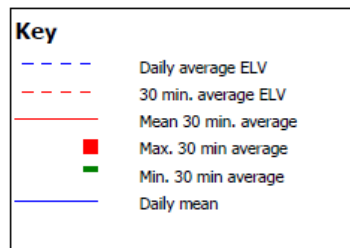
Operator: **Margam Green Energy Limited**

Facility: **Margam Green Energy Plant**

Form Number : **Air 1**

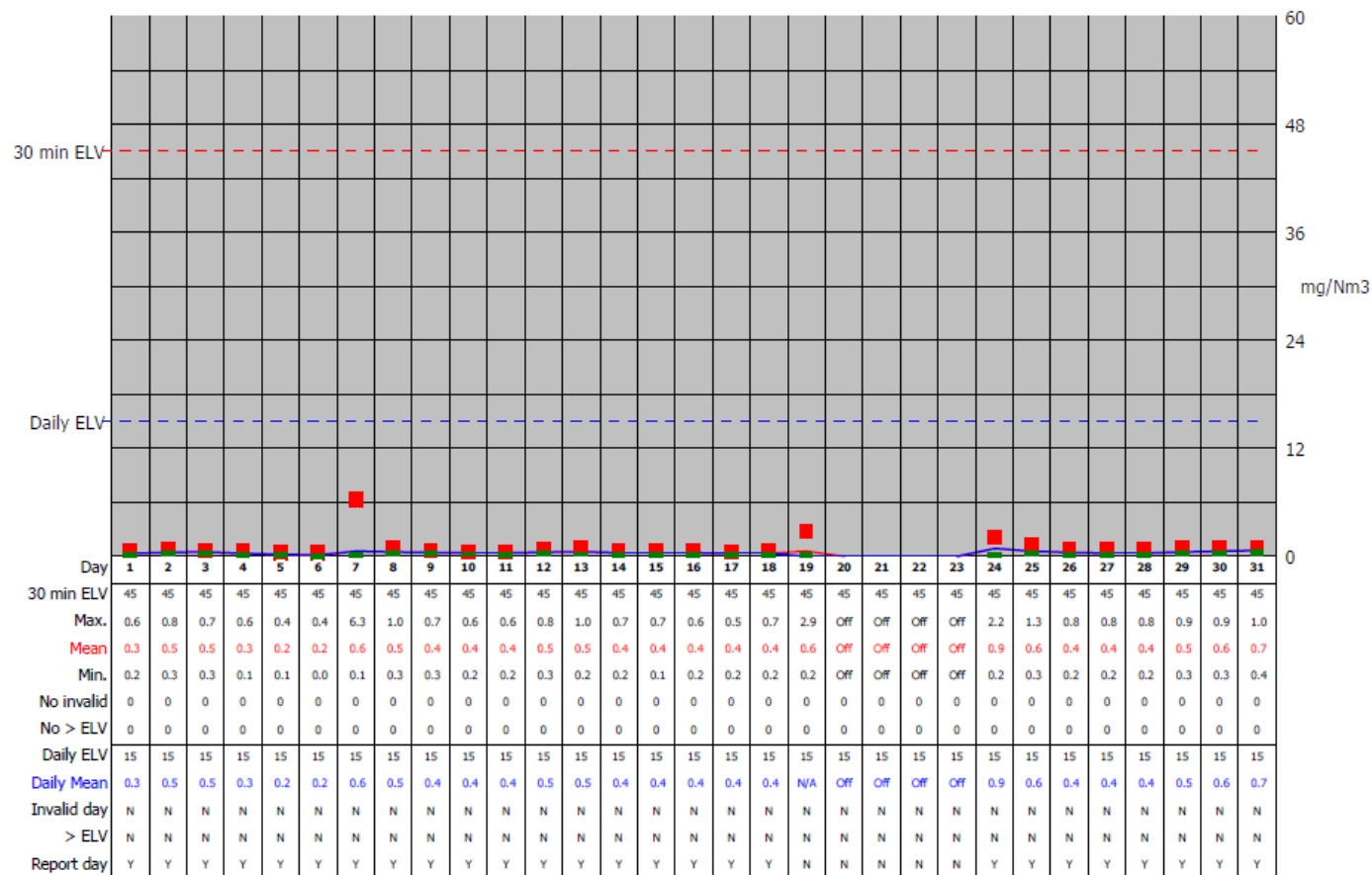
Date: **01/10/21-31/10/2021**

Reporting of Continuously Monitored Emissions to Air for Dust, Emission Point Report for October, 2021



95th Percentile = 0.8
No. of valid averages = 1268

Month summary	
30 min ELV	
Monthly max.	6.3
Monthly mean	0.4
Monthly min.	0.0
Total invalid	0
Sum > ELV	0
Daily ELV	
Monthly max	0.9
No. invalid days	0
No. > ELV	0
No. report days	26



SignedPaul Fitzsimmons.....

Date.....28/01/2021.....

(authorised to sign as representative of **Margam Green Energy Limited**)

Permit Number: **EPR/DP3137EG**

Operator: **Margam Green Energy Limited**

Facility: **Margam Green Energy Plant**

Form Number : **Air 1**

Date: **01/10/21-31/10/2021**