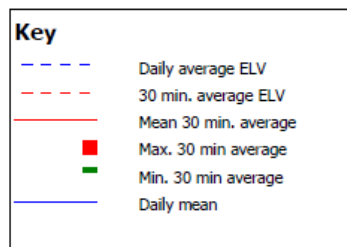
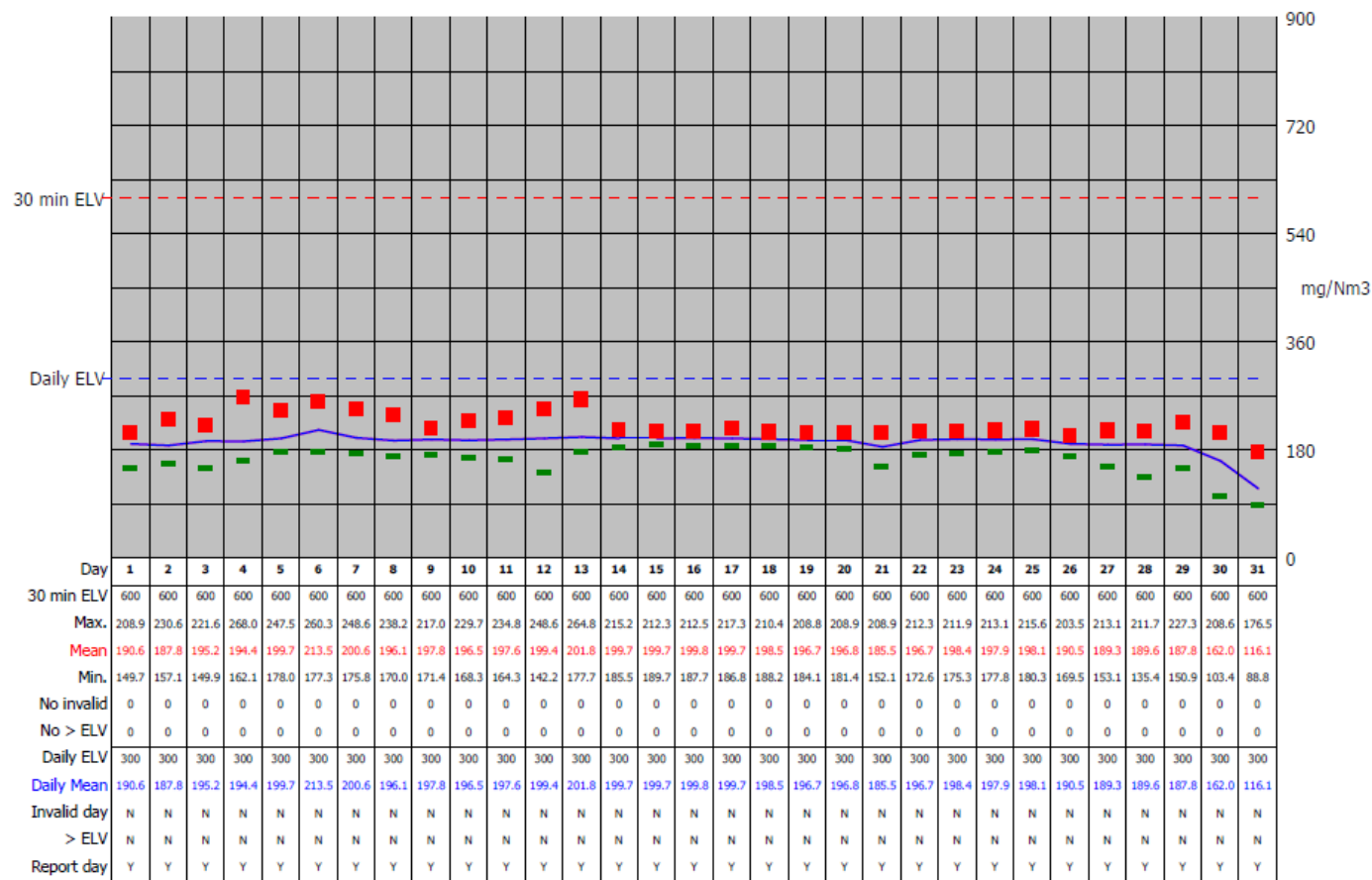


Permit Number: **EPR/DP3137EG**Operator: **Margam Green Energy Limited**Facility: **Margam Green Energy Plant**Form Number : **Air 1**Date: **01/12/21-31/12/2021****Reporting of Continuously Monitored Emissions to Air for NO<sub>x</sub> , Emission Point Report for December, 2021**

95th Percentile = 214.6  
No. of valid averages = 1488

Month summary	
<b>30 min ELV</b>	
Monthly max.	268.0
Monthly mean	192.7
Monthly min.	88.8
Total invalid	0
Sum > ELV	0
<b>Daily ELV</b>	
Monthly max	213.5
No. invalid days	0
No. > ELV	0
No. report days	31



Signed .....Paul Fitzsimmons.....

Date.....28/01/2021.....

(authorised to sign as representative of **Margam Green Energy Limited**)

Permit Number: **EPR/DP3137EG**

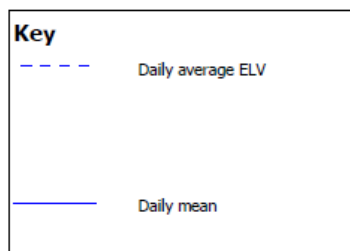
Operator: **Margam Green Energy Limited**

Facility: **Margam Green Energy Plant**

Form Number : **Air 1**

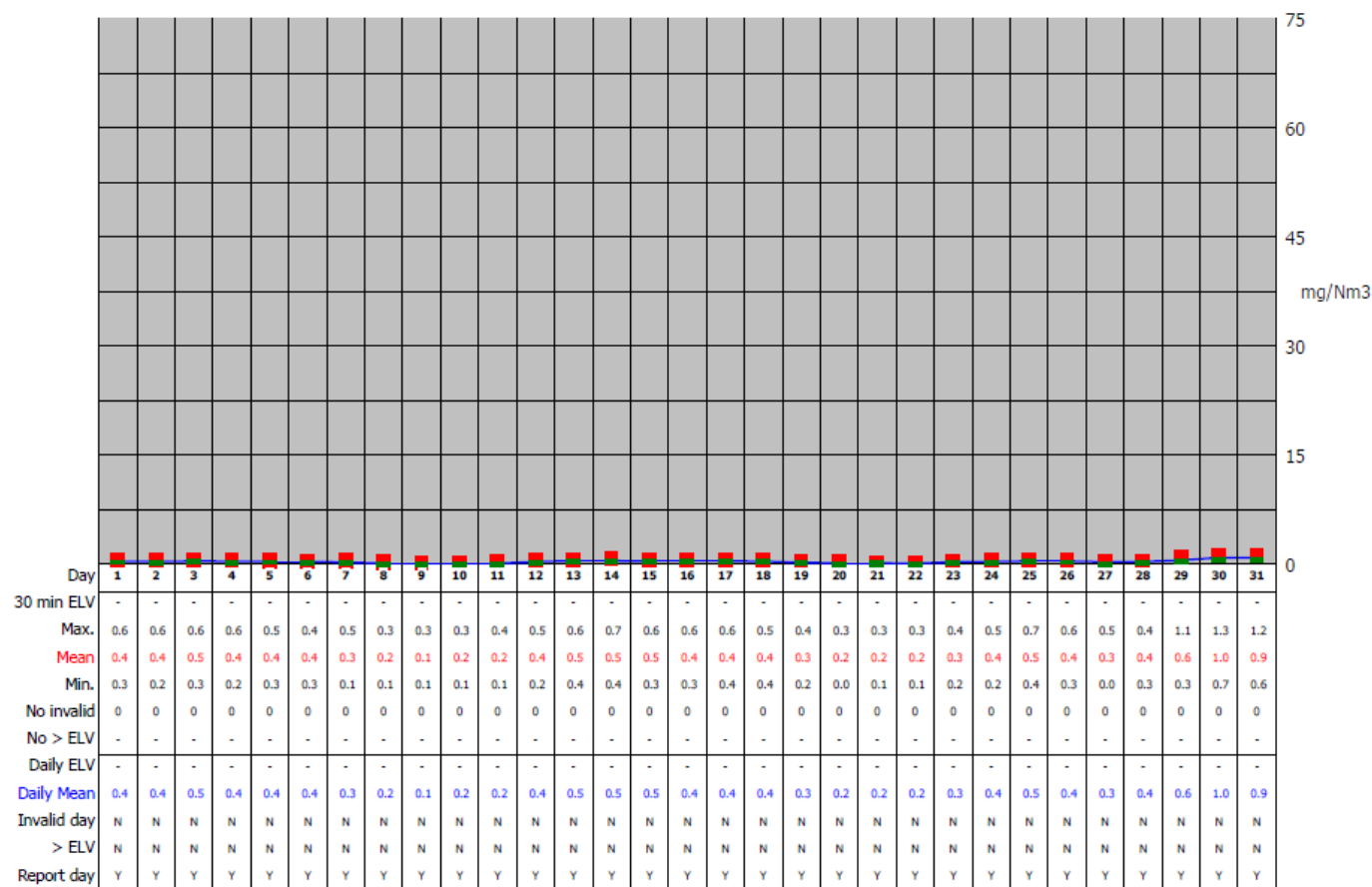
Date: **01/12/21-31/12/2021**

### Reporting of Continuously Monitored Emissions to Air for NH<sub>3</sub> , Emission Point Report for December, 2021



95th Percentile = 0.8  
No. of valid averages = 1488

Month summary	
30 min ELV	
Monthly max.	1.3
Monthly mean	0.4
Monthly min.	0.0
Total invalid	0
Sum > ELV	0
Daily ELV	
Monthly max	1.0
No. invalid days	0
No. > ELV	0
No. report days	31



Signed .....Paul Fitzsimmons.....

Date.....28/01/2021.....

(authorised to sign as representative of **Margam Green Energy Limited**)

Permit Number: **EPR/DP3137EG**

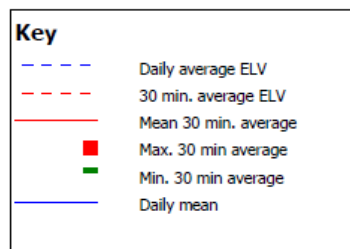
Operator: **Margam Green Energy Limited**

Facility: **Margam Green Energy Plant**

Form Number : **Air 1**

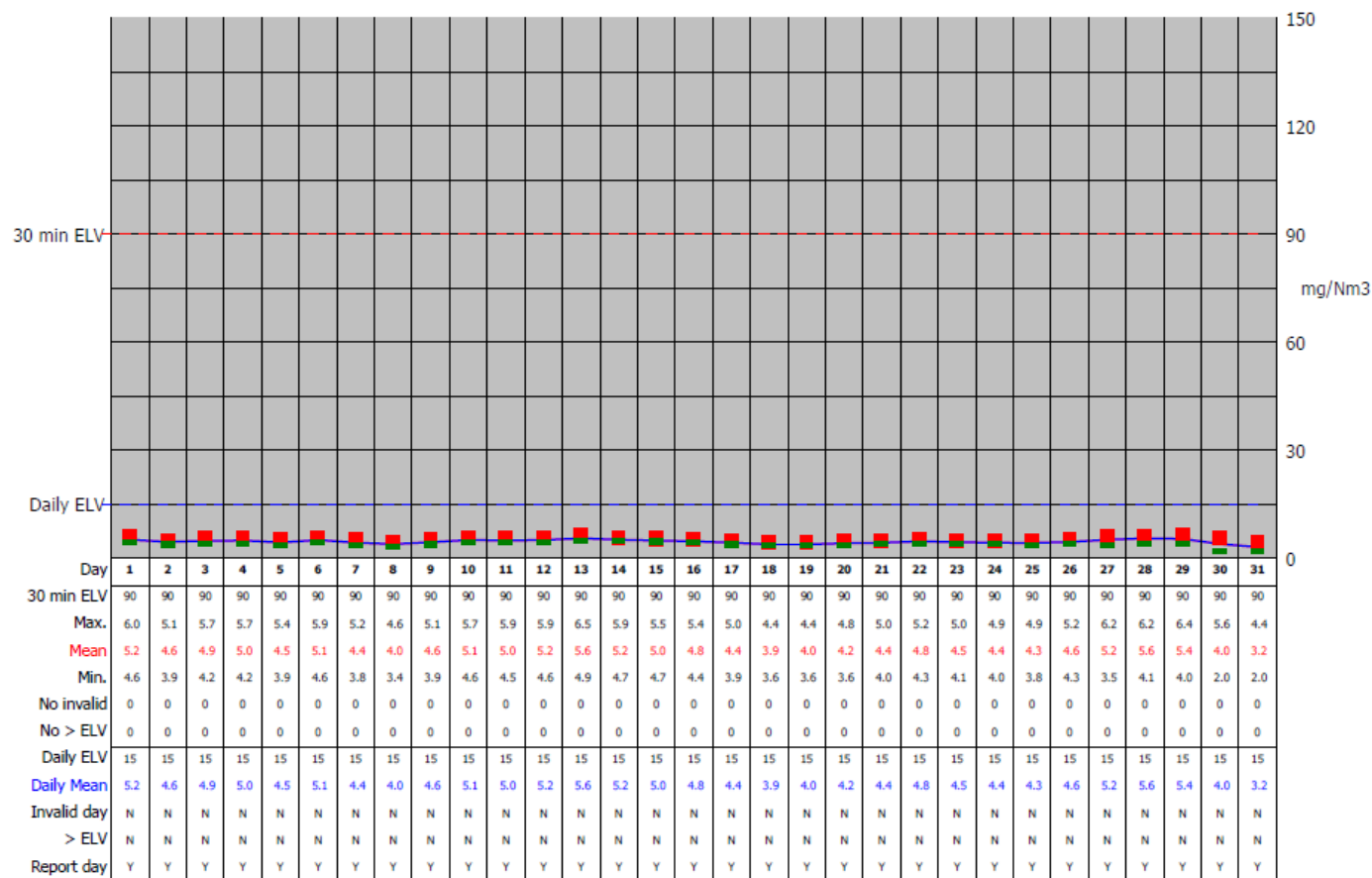
Date: **01/12/21-31/12/2021**

### Reporting of Continuously Monitored Emissions to Air for HCl, Emission Point Report for December, 2021



95th Percentile = 5.8  
No. of valid averages = 1488

Month summary	
<b>30 min ELV</b>	
Monthly max.	6.5
Monthly mean	4.7
Monthly min.	2.0
Total invalid	0
Sum > ELV	0
<b>Daily ELV</b>	
Monthly max	5.6
No. invalid days	0
No. > ELV	0
No. report days	31



Signed .....Paul Fitzsimmons.....

Date.....28/01/2021.....

(authorised to sign as representative of **Margam Green Energy Limited**)

Permit Number: **EPR/DP3137EG**

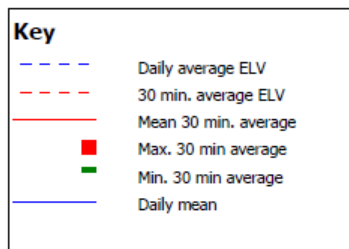
Operator: **Margam Green Energy Limited**

Facility: **Margam Green Energy Plant**

Form Number : **Air 1**

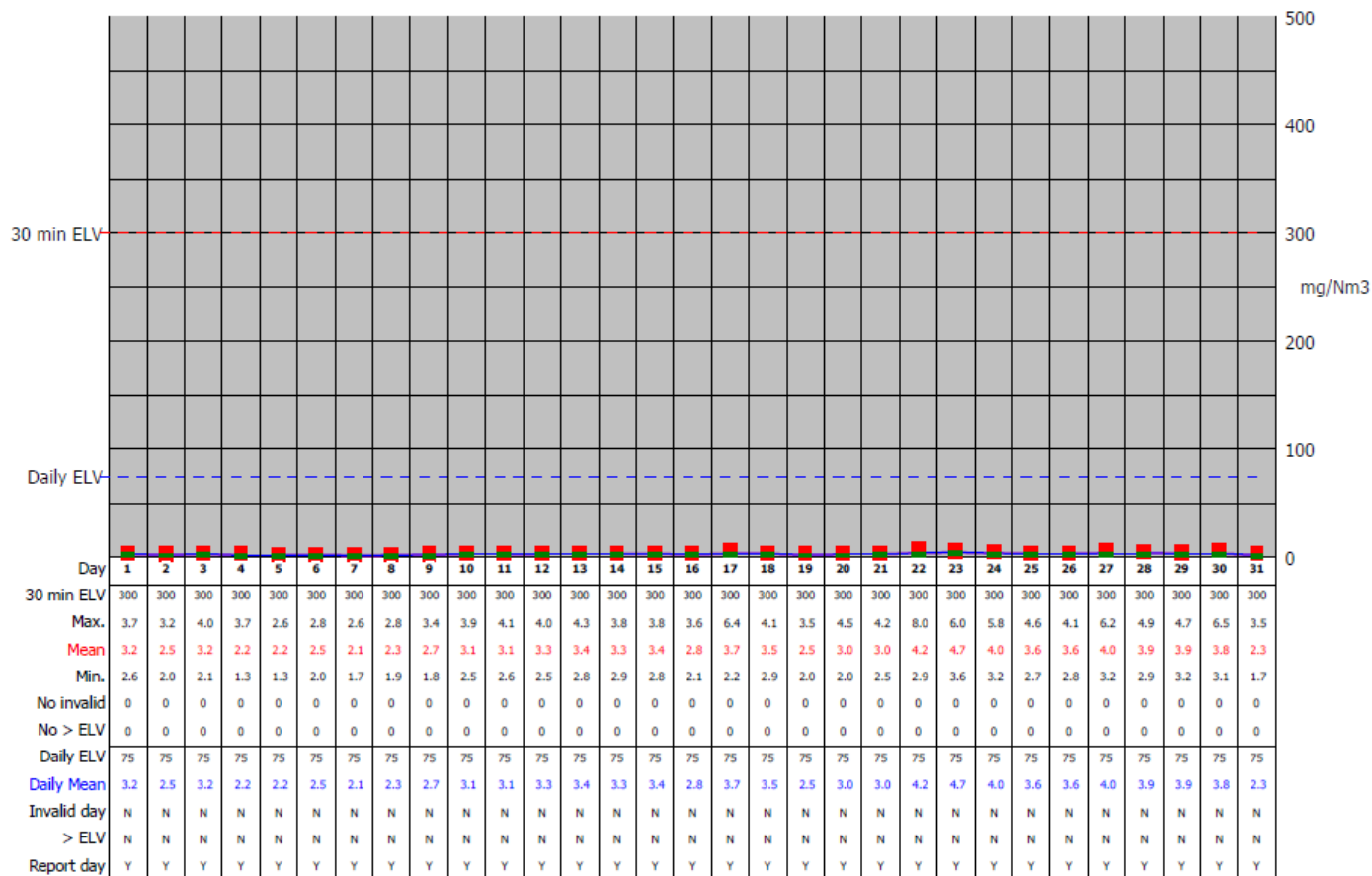
Date: **01/12/21-31/12/2021**

### Reporting of Continuously Monitored Emissions to Air for SO<sub>2</sub>, Emission Point Report for December, 2021



95th Percentile = 4.5  
No. of valid averages = 1488

Month summary	
<b>30 min ELV</b>	
Monthly max.	8.0
Monthly mean	3.2
Monthly min.	1.3
Total invalid	0
Sum > ELV	0
<b>Daily ELV</b>	
Monthly max	4.7
No. invalid days	0
No. > ELV	0
No. report days	31



Signed .....Paul Fitzsimmons.....

Date.....28/01/2021.....

(authorised to sign as representative of **Margam Green Energy Limited**)

Permit Number: **EPR/DP3137EG**

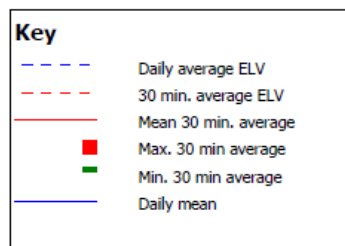
Operator: **Margam Green Energy Limited**

Facility: **Margam Green Energy Plant**

Form Number : **Air 1**

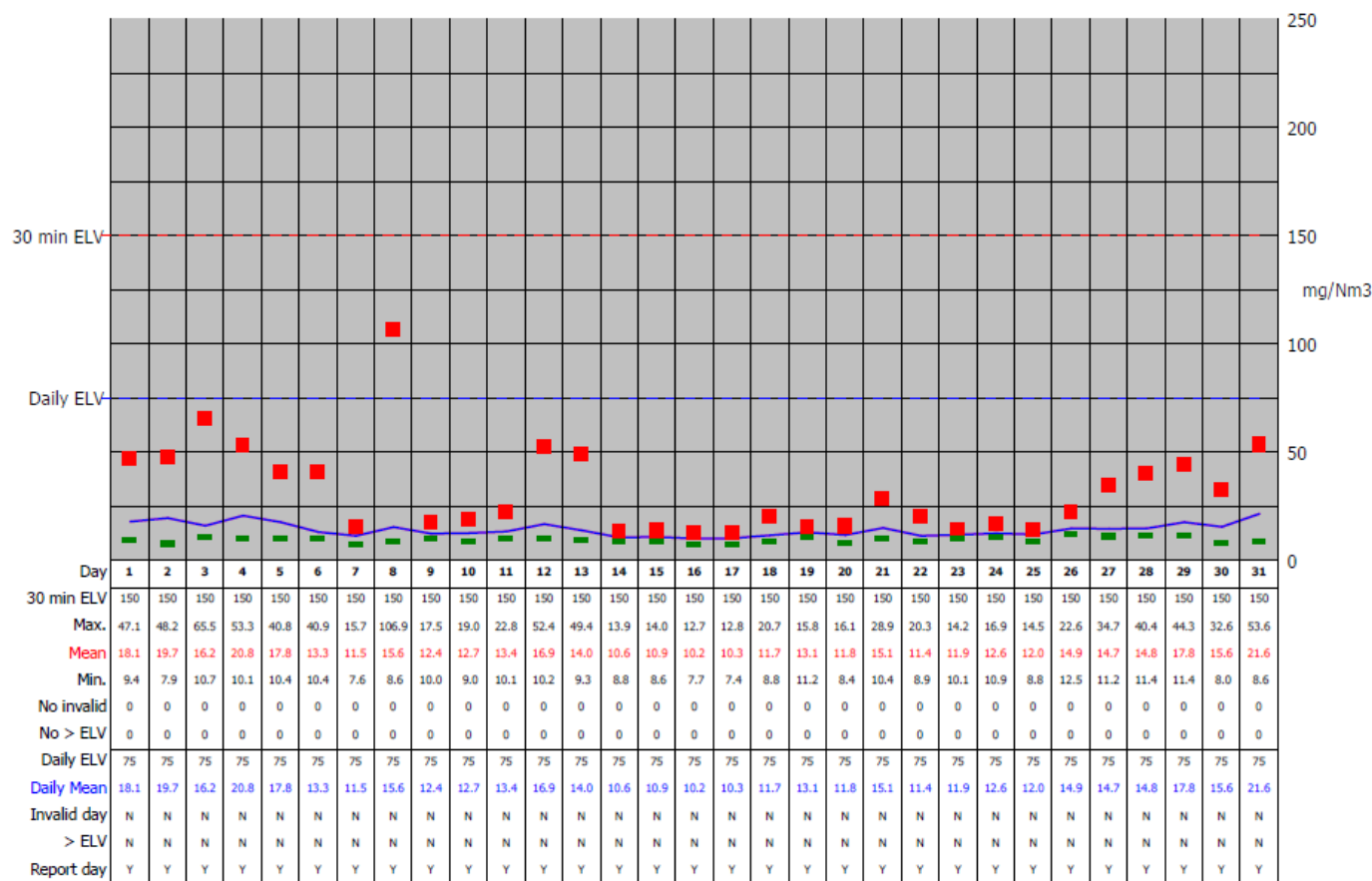
Date: **01/12/21-31/12/2021**

### Reporting of Continuously Monitored Emissions to Air for CO, Emission Point Report for December, 2021



95th Percentile = 26.2  
No. of valid averages = 1488

Month summary	
<b>30 min ELV</b>	
Monthly max.	106.9
Monthly mean	14.3
Monthly min.	7.4
Total invalid	0
Sum > ELV	0
<b>Daily ELV</b>	
Monthly max	21.6
No. invalid days	0
No. > ELV	0
No. report days	31



Signed .....Paul Fitzsimmons.....

Date.....28/01/2021.....

(authorised to sign as representative of **Margam Green Energy Limited**)

Permit Number: **EPR/DP3137EG**

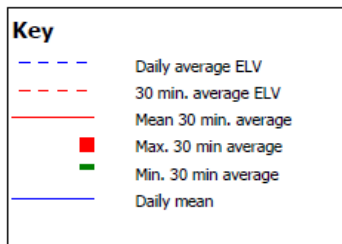
Operator: **Margam Green Energy Limited**

Facility: **Margam Green Energy Plant**

Form Number : **Air 1**

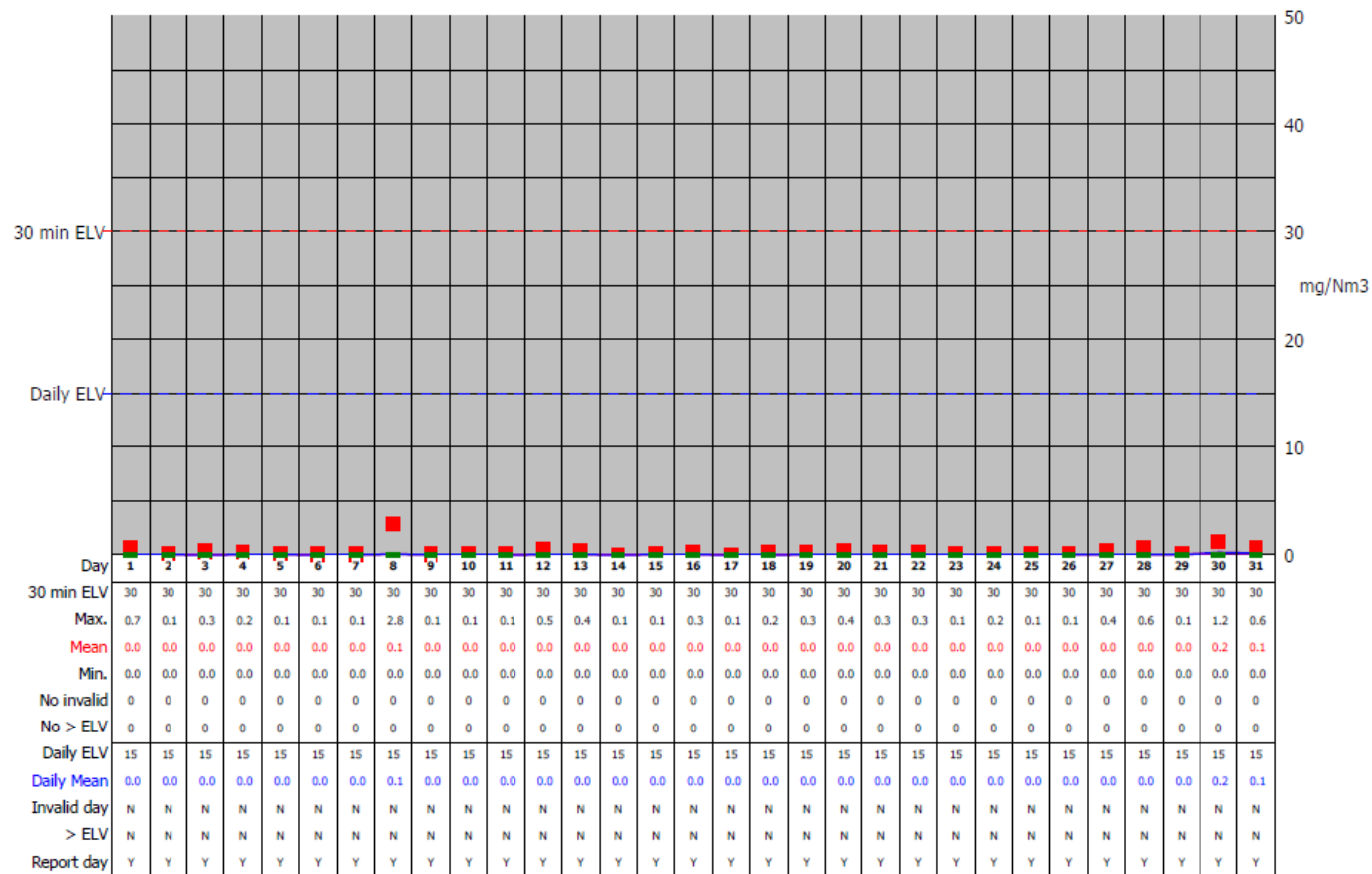
Date: **01/12/21-31/12/2021**

### Reporting of Continuously Monitored Emissions to Air for TOC, Emission Point Report for December, 2021



95th Percentile = 0.1  
No. of valid averages = 1488

Month summary	
30 min ELV	
Monthly max.	2.8
Monthly mean	0.0
Monthly min.	0.0
Total invalid	0
Sum > ELV	0
Daily ELV	
Monthly max	0.2
No. invalid days	0
No. > ELV	0
No. report days	31



Signed .....Paul Fitzsimmons.....

Date.....28/01/2021.....

(authorised to sign as representative of **Margam Green Energy Limited**)

Permit Number: **EPR/DP3137EG**

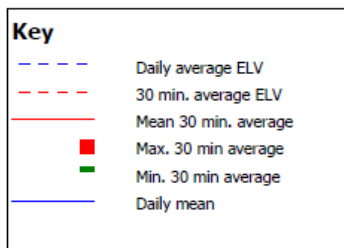
Operator: **Margam Green Energy Limited**

Facility: **Margam Green Energy Plant**

Form Number : **Air 1**

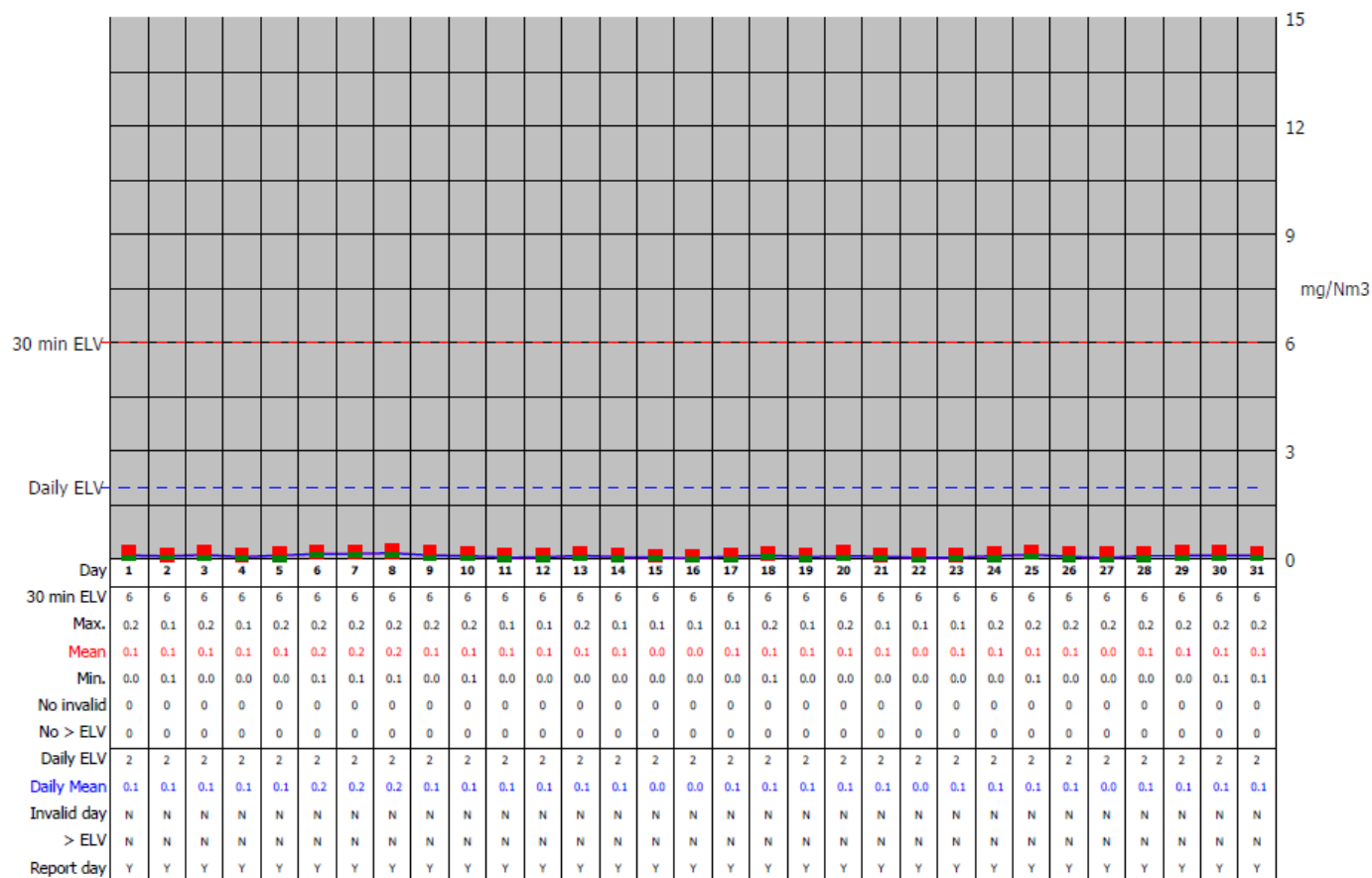
Date: **01/12/21-31/12/2021**

### Reporting of Continuously Monitored Emissions to Air for HF, Emission Point Report for December, 2021



95th Percentile = 0.2  
No. of valid averages = 1488

Month summary	
<b>30 min ELV</b>	
Monthly max.	0.2
Monthly mean	0.1
Monthly min.	0.0
Total invalid	0
Sum > ELV	0
<b>Daily ELV</b>	
Monthly max	0.2
No. invalid days	0
No. > ELV	0
No. report days	31



Signed .....Paul Fitzsimmons.....

Date.....28/01/2021.....

(authorised to sign as representative of **Margam Green Energy Limited**)

Permit Number: **EPR/DP3137EG**

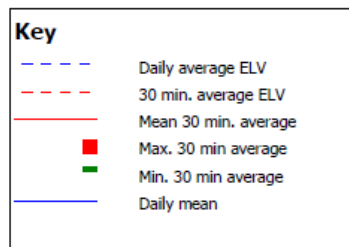
Operator: **Margam Green Energy Limited**

Facility: **Margam Green Energy Plant**

Form Number : **Air 1**

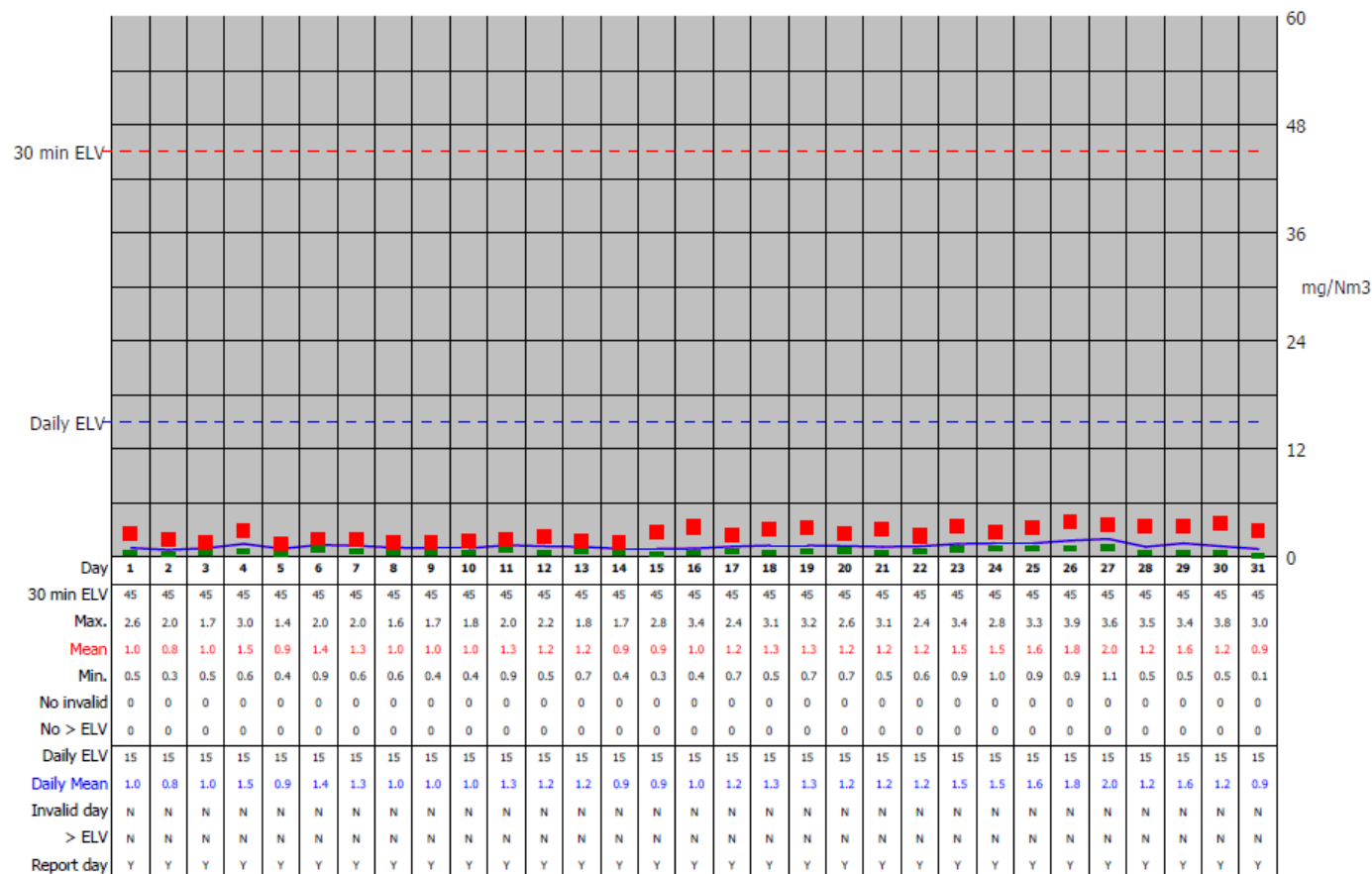
Date: **01/12/21-31/12/2021**

### Reporting of Continuously Monitored Emissions to Air for Dust, Emission Point Report for December, 2021



95th Percentile = 2.2  
No. of valid averages = 1488

Month summary	
<b>30 min ELV</b>	
Monthly max.	3.9
Monthly mean	1.2
Monthly min.	0.1
Total invalid	0
Sum > ELV	0
<b>Daily ELV</b>	
Monthly max	2.0
No. invalid days	0
No. > ELV	0
No. report days	31



Signed .....Paul Fitzsimmons.....

Date.....28/01/2021.....

(authorised to sign as representative of **Margam Green Energy Limited**)



Permit Number: **EPR/DP3137EG**

Operator: **Margam Green Energy Limited**

Facility: **Margam Green Energy Plant**

Form Number : **Air 1**

Date: **01/12/21-31/12/2021**