

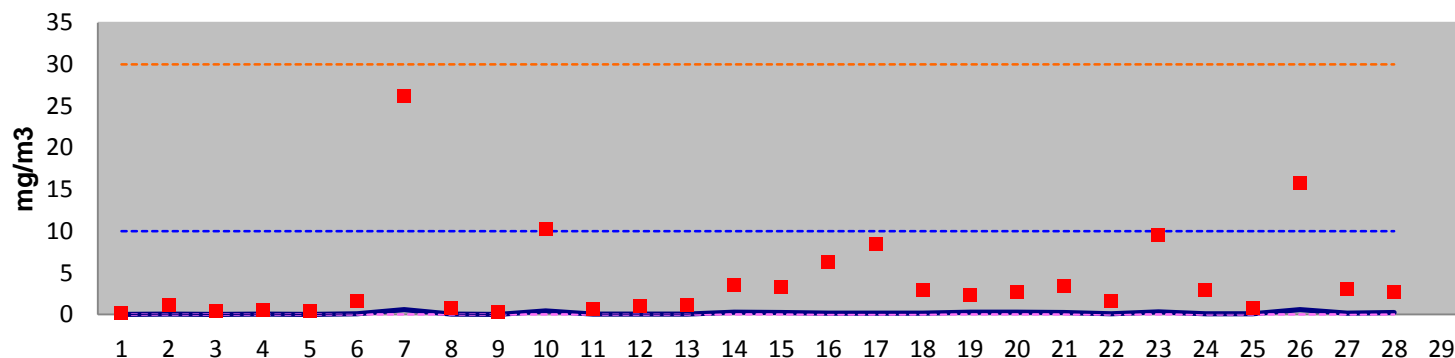
Permit Reference no: WP3836ZF
 Operator: Tradebe Healthcare National Limited
 Installation: Wrexham Clinical Waste Incinerator

Variation Reference Number: EPR/MP3239FQ/V002
 Form Number : Agency Form / A2/ Form Dated 20 October 2011

Reporting of Continuously Monitored Emissions to Air for Particulates from Emission Point A1 for the month of Feb 2019

Daily and Half Hourly Average Monitoring Data

- Daily average ELV
- Half-hour average ELV
- Mean half hour average
- Maximum half hour average
- Minimum half hourly average
- Daily average



	Monthly summary		Date	1	2	3	4	5	6	7	8	9	10	11	12	13	14	15	16	17	18	19	20	21	22	23	24	25	26	27	28	
			Half-hour average ELV	30	30	30	30	30	30	30	30	30	30	30	30	30	30	30	30	30	30	30	30	30	30	30	30	30	30	30	30	
Half-hourly average	Monthly maximum	26.2	Maximum half hour average	0.1	1.2	0.4	0.5	0.4	1.6	26.2	0.8	0.3	10.3	0.7	1	1.1	3.5	3.3	6.3	8.4	2.9	2.3	2.7	3.4	1.6	9.5	2.9	0.8	15.7	3	2.7	
	Monthly mean	0.2	Mean half hour average	0	0.07	0.02	0.04	0.03	0.09	0.61	0.05	0.01	0.43	0.06	0.07	0.06	0.29	0.25	0.19	0.18	0.16	0.3	0.28	0.24	0.1	0.31	0.1	0.08	0.61	0.19	0.23	
	Monthly minimum	0.0	Minimum half hourly average	0	0	0	0	0	0	0	0	0	0	0	0	0	0	0	0	0	0	0	0	0	0	0	0	0	0	0	0	
	Total invalid results	0.0	No. of invalid results	0	0	0	0	0	0	0	0	0	0	0	0	0	0	0	0	0	0	0	0	0	0	0	0	0	0	0	0	
	Sum of exceedances	0.0	No. of exceedances of ELV	0	0	0	0	0	0	0	0	0	0	0	0	0	0	0	0	0	0	0	0	0	0	0	0	0	0	0	0	
Daily average			Daily average ELV	10	10	10	10	10	10	10	10	10	10	10	10	10	10	10	10	10	10	10	10	10	10	10	10	10	10	10	10	
	Monthly maximum	0.6	Daily average	0	0.07	0.02	0.04	0.03	0.09	0.61	0.05	0.01	0.43	0.06	0.07	0.06	0.29	0.25	0.19	0.18	0.16	0.3	0.28	0.24	0.1	0.31	0.1	0.08	0.61	0.19	0.23	
	No. of invalid days	0.0	Value valid	Y	Y	Y	Y	Y	Y	Y	Y	Y	Y	Y	Y	Y	Y	Y	Y	Y	Y	Y	Y	Y	Y	Y	Y	Y	Y	Y	Y	
	Sum of exceedances	0.0	Value exceeds ELV (Y/N)	N	N	N	N	N	N	N	N	N	N	N	N	N	N	N	N	N	N	N	N	N	N	N	N	N	N	N	N	

0.2

Signed..... Date.....
 (authorised to sign as representative of the Operator)

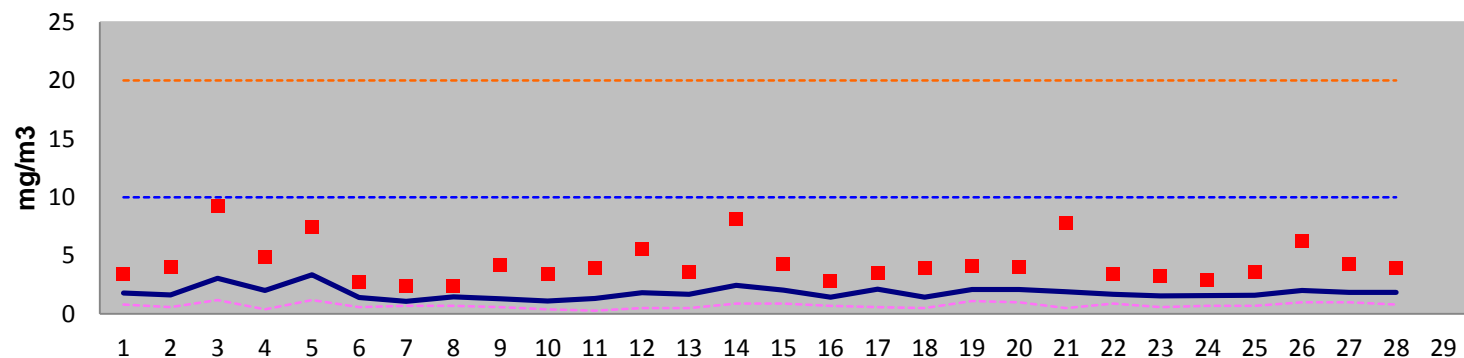
Permit Reference no: WP3836ZF
 Operator: Tradebe Healthcare National Limited
 Installation: Wrexham Clinical Waste Incinerator

Variation Reference Number: EPR/MP3239FQ/V002
 Form Number : Agency Form / A4/ Form Dated 20 October 2011

Reporting of Continuously Monitored Emissions to Air for VOC from Emission Point A1 for the month of Feb 2019

Daily and Half Hourly Average Monitoring Data

- Daily average ELV
- Half-hour average ELV
- Mean half hour average
- Maximum half hour average
- Minimum half hourly average
- Daily average



	Monthly summary		Date	1	2	3	4	5	6	7	8	9	10	11	12	13	14	15	16	17	18	19	20	21	22	23	24	25	26	27	28
			Half-hour average ELV	20	20	20	20	20	20	20	20	20	20	20	20	20	20	20	20	20	20	20	20	20	20	20	20	20	20	20	20
Half-hourly average	Monthly maximum	9.2	Maximum half hour average	3.4	4	9.2	4.9	7.4	2.7	2.4	2.4	4.2	3.4	3.9	5.6	3.6	8.1	4.3	2.8	3.5	3.9	4.1	4	7.8	3.4	3.2	2.9	3.6	6.2	4.3	3.9
	Monthly mean	1.8	Mean half hour average	1.79	1.62	3.05	2.01	3.35	1.4	1.08	1.47	1.31	1.1	1.34	1.82	1.69	2.44	2.03	1.43	2.12	1.45	2.1	2.09	1.9	1.68	1.55	1.58	1.61	2.01	1.84	1.85
	Monthly minimum	0.3	Minimum half hourly average	0.8	0.6	1.2	0.4	1.2	0.6	0.7	0.7	0.6	0.4	0.3	0.5	0.5	0.9	0.9	0.7	0.6	0.5	1.1	1	0.5	0.9	0.6	0.7	0.7	1	1	0.8
	Total invalid results	0.0	No. of invalid results	0	0	0	0	0	0	0	0	0	0	0	0	0	0	0	0	0	0	0	0	0	0	0	0	0	0	0	0
	Sum of exceedances	0.0	No. of exceedances of ELV	0	0	0	0	0	0	0	0	0	0	0	0	0	0	0	0	0	0	0	0	0	0	0	0	0	0	0	0
Daily average			Daily average ELV	10	10	10	10	10	10	10	10	10	10	10	10	10	10	10	10	10	10	10	10	10	10	10	10	10	10	10	10
	Monthly maximum	3.4	Daily average	1.79	1.62	3.05	2.01	3.35	1.4	1.08	1.47	1.31	1.1	1.34	1.82	1.69	2.44	2.03	1.43	2.12	1.45	2.1	2.09	1.9	1.68	1.55	1.58	1.61	2.01	1.84	1.85
	No. of invalid days	0.0	Value valid	Y	Y	Y	Y	Y	Y	Y	Y	Y	Y	Y	Y	Y	Y	Y	Y	Y	Y	Y	Y	Y	Y	Y	Y	Y	Y	Y	Y
	Sum of exceedances	0.0	Value exceeds ELV (Y/N)	N	N	N	N	N	N	N	N	N	N	N	N	N	N	N	N	N	N	N	N	N	N	N	N	N	N	N	N

1.8

Signed..... Date.....

(authorised to sign as representative of the Operator)

Permit Reference no: WP3836ZF

Operator: Tradebe Healthcare National Limited

Installation: Wrexham Clinical Waste Incinerator

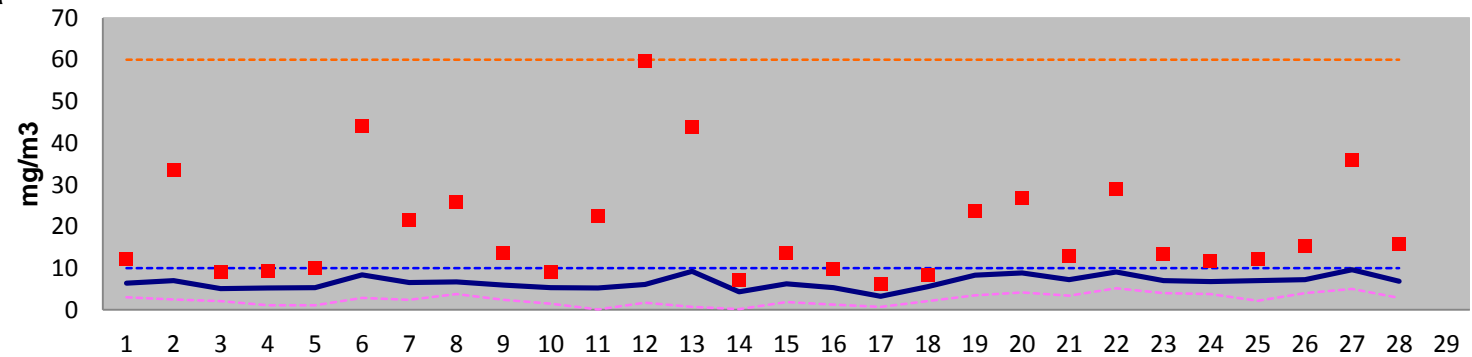
Variation Reference Number: EPR/MP3239FQ/V002

Form Number : Agency Form / A3/ Form Dated 20 October 2011

Reporting of Continuously Monitored Emissions to Air for Hydrogen Chloride from Emission Point A1 for the month of Feb 2019

Daily and Half Hourly Average Monitoring Data

- Daily average ELV
- Half-hour average ELV
- Mean half hour average
- Maximum half hour average
- Minimum half hourly average
- Daily average



	Monthly summary		Date	1	2	3	4	5	6	7	8	9	10	11	12	13	14	15	16	17	18	19	20	21	22	23	24	25	26	27	28
			Half-hour average ELV	60	60	60	60	60	60	60	60	60	60	60	60	60	60	60	60	60	60	60	60	60	60	60	60	60	60	60	60
Half-hourly average	Monthly maximum	59.6	Maximum half hour average	12.1	33.4	9.1	9.2	9.9	44.1	21.4	25.8	13.5	9.1	22.5	59.6	43.8	7.2	13.6	9.8	6.1	8.4	23.6	26.8	12.9	28.9	13.4	11.7	12.1	15.2	36	15.8
	Monthly mean	6.6	Mean half hour average	6.38	7.02	5.14	5.23	5.37	8.37	6.54	6.72	5.96	5.33	5.25	6.13	9.23	4.32	6.29	5.35	3.29	5.54	8.31	8.83	7.26	9.08	6.99	6.81	7	7.26	9.6	6.9
	Monthly minimum	0.1	Minimum half hourly average	3	2.5	2.1	1.1	1.1	2.9	2.4	3.8	2.4	1.5	0.1	1.7	0.7	0.2	1.9	1.3	0.7	2.1	3.5	4.2	3.4	5.2	4	3.8	2.2	4	5	2.9
	Total invalid results	0.0	No. of invalid results	0	0	0	0	0	0	0	0	0	0	0	0	0	0	0	0	0	0	0	0	0	0	0	0	0	0	0	0
	Sum of exceedances	0.0	No. of exceedances of ELV	0	0	0	0	0	0	0	0	0	0	0	0	0	0	0	0	0	0	0	0	0	0	0	0	0	0	0	0
Daily average			Daily average ELV	10	10	10	10	10	10	10	10	10	10	10	10	10	10	10	10	10	10	10	10	10	10	10	10	10	10	10	10
	Monthly maximum	9.6	Daily average	6.38	7.02	5.14	5.23	5.37	8.37	6.54	6.72	5.96	5.33	5.25	6.13	9.23	4.32	6.29	5.35	3.29	5.54	8.31	8.83	7.26	9.08	6.99	6.81	7	7.26	9.6	6.9
	No. of invalid days	0.0	Value valid	Y	Y	Y	Y	Y	Y	Y	Y	Y	Y	Y	Y	Y	Y	Y	Y	Y	Y	Y	Y	Y	Y	Y	Y	Y	Y	Y	Y
	Sum of exceedances	0.0	Value exceeds ELV (Y/N)	N	N	N	N	N	N	N	N	N	N	N	N	N	N	N	N	N	N	N	N	N	N	N	N	N	N	N	N

6.6

Signed..... Date.....

(authorised to sign as representative of the Operator)

Permit Reference no: WP3836ZF

Operator: Tradebe Healthcare National Limited

Installation: Wrexham Clinical Waste Incinerator

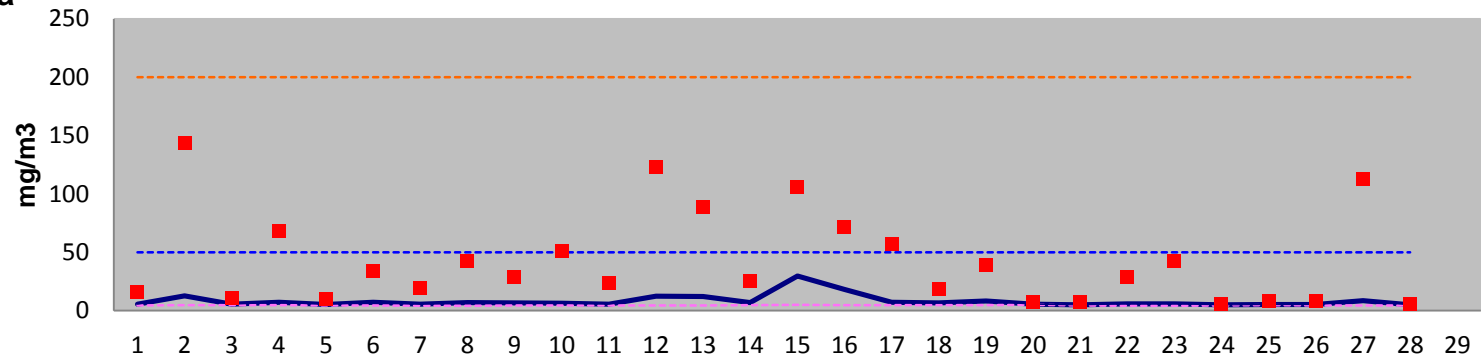
Variation Reference Number: EPR/MP3239FQ/V002

Form Number : Agency Form / A6/ Form Dated 20 October 2011

Reporting of Continuously Monitored Emissions to Air for Sulphur Dioxide from Emission Point A1 for the month of Feb 2019

Daily and Half Hourly Average Monitoring Data

- Daily average ELV
- Half-hour average ELV
- Mean half hour average
- Maximum half hour average
- Minimum half hourly average
- Daily average



	Monthly summary		Date	1	2	3	4	5	6	7	8	9	10	11	12	13	14	15	16	17	18	19	20	21	22	23	24	25	26	27	28		
			Half-hour average ELV	200	200	200	200	200	200	200	200	200	200	200	200	200	200	200	200	200	200	200	200	200	200	200	200	200	200	200	200	200	
Half-hourly average	Monthly maximum	143.0	Maximum half hour average	15.9	143	10.8	67.9	9.6	33.7	19.5	42.3	29	51.1	23.4	123	89.1	25.1	106	71.5	57	18.1	38.8	7.5	7.1	28.6	42.3	6.1	7.9	8	113	5.7		
	Monthly mean	8.2	Mean half hour average	5.68	12.7	5.65	7.32	5.31	7.28	5.59	7.11	6.71	6.47	5.6	12.5	12.2	7.11	29.7	18.2	7.22	6.73	8.38	5.65	5.18	5.83	5.88	5.11	5.34	5.32	8.5	5.06		
	Monthly minimum	4.2	Minimum half hourly average	4.6	4.7	4.9	4.7	4.6	4.5	4.3	4.2	4.6	4.6	4.5	4.6	4.6	4.8	5	4.7	4.9	4.8	4.9	5	4.6	4.2	4.2	4.5	4.8	4.6	4.5	4.6		
	Total invalid results	0.0	No. of invalid results	0	0	0	0	0	0	0	0	0	0	0	0	0	0	0	0	0	0	0	0	0	0	0	0	0	0	0	0		
	Sum of exceedances	0.0	No. of exceedances of ELV	0	0	0	0	0	0	0	0	0	0	0	0	0	0	0	0	0	0	0	0	0	0	0	0	0	0	0	0		
Daily average			Daily average ELV	50	50	50	50	50	50	50	50	50	50	50	50	50	50	50	50	50	50	50	50	50	50	50	50	50	50	50	50		
	Monthly maximum	29.7	Daily average	5.68	12.7	5.65	7.32	5.31	7.28	5.59	7.11	6.71	6.47	5.6	12.5	12.2	7.11	29.7	18.2	7.22	6.73	8.38	5.65	5.18	5.83	5.88	5.11	5.34	5.32	8.5	5.06		
	No. of invalid days	0.0	Value valid	Y	Y	Y	Y	Y	Y	Y	Y	Y	Y	Y	Y	Y	Y	Y	Y	Y	Y	Y	Y	Y	Y	Y	Y	Y	Y	Y	Y		
	Sum of exceedances	0.0	Value exceeds ELV (Y/N)	N	N	N	N	N	N	N	N	N	N	N	N	N	N	N	N	N	N	N	N	N	N	N	N	N	N	N	N		

Signed..... Date.....

(authorised to sign as representative of the Operator)

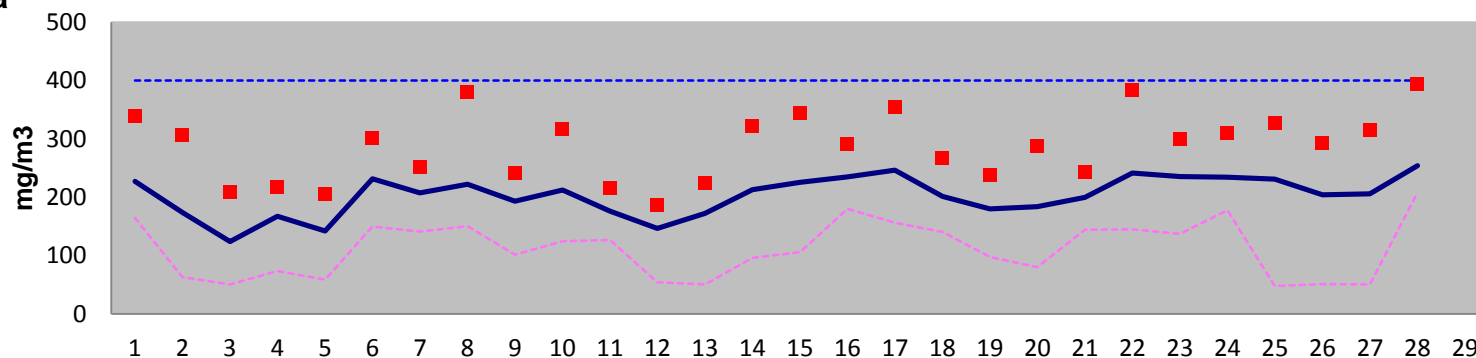
Permit Reference no: WP3836ZF
 Operator: Tradebe Healthcare National Limited
 Installation: Wrexham Clinical Waste Incinerator

Variation Reference Number: EPR/MP3239FQ/V002
 Form Number : Agency Form / A7/ Form Dated 20 October 2011

Reporting of Continuously Monitored Emissions to Air for Oxides of Nitrogen from Emission Point A1 for the month of Feb 2019

Daily and Half Hourly Average Monitoring Data

- Daily average ELV
- Half-hour average ELV
- Mean half hour average
- Maximum half hour average
- Minimum half hourly average
- Daily average



Monthly summary			Date	1	2	3	4	5	6	7	8	9	10	11	12	13	14	15	16	17	18	19	20	21	22	23	24	25	26	27	28	
			Half-hour average ELV																													
Half-hourly average	Monthly maximum	394.1	Maximum half hour average	340	306	209	217	205	301	251	381	241	317	215	186	224	322	345	291	355	267	239	288	244	383	299	310	326	294	314	394	
	Monthly mean	203.3	Mean half hour average	228	173.96	124	167	143	232	208	222	193	213	176	147	172	213	226	235	247	202	180	184	200	242	236	234	231	204	206	254	
	Monthly minimum	48.1	Minimum half hourly average	165	63.3	50.9	73.5	59.2	150	141	150	102	125	127	54.3	50.5	96.1	106	180	157	141	98.1	80.4	145	145	138	178	48.1	51.4	50.6	208	
	Total invalid results	0.0	No. of invalid results	0	0	0	0	0	0	0	0	0	0	0	0	0	0	0	0	0	0	0	0	0	0	0	0	0	0	0	0	
	Sum of exceedances	0.0	No. of exceedances of ELV	0	0	0	0	0	0	0	0	0	0	0	0	0	0	0	0	0	0	0	0	0	0	0	0	0	0	0	0	
Daily average			Daily average ELV	400	400	400	400	400	400	400	400	400	400	400	400	400	400	400	400	400	400	400	400	400	400	400	400	400	400	400	400	
	Monthly maximum	254.3	Daily average	228	173.96	124	167	143	232	208	222	193	213	176	147	172	213	226	235	247	202	180	184	200	242	236	234	231	204	206	254	
	No. of invalid days	0.0	Value valid	Y	Y	Y	Y	Y	Y	Y	Y	Y	Y	Y	Y	Y	Y	Y	Y	Y	Y	Y	Y	Y	Y	Y	Y	Y	Y	Y	Y	
	Sum of exceedances	0.0	Value exceeds ELV (Y/N)	N	N	N	N	N	N	N	N	N	N	N	N	N	N	N	N	N	N	N	N	N	N	N	N	N	N	N	N	

203.3

Signed..... Date.....

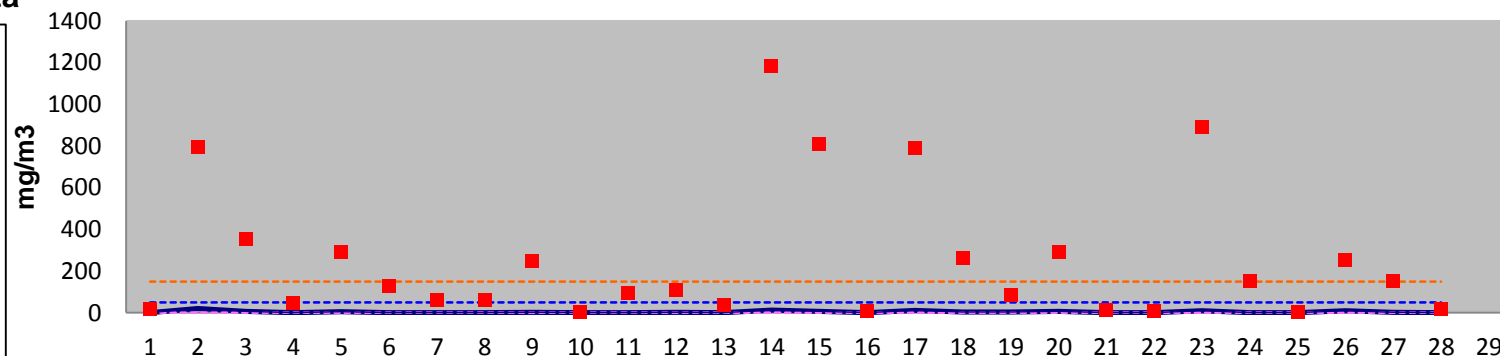
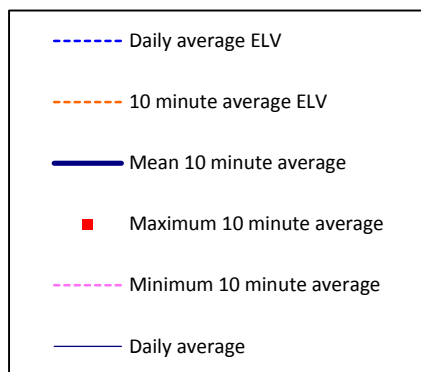
(authorised to sign as representative of the Operator)

Permit Reference no: WP3836ZF
 Operator: Tradebe Healthcare National Limited
 Installation: Wrexham Clinical Waste Incinerator

Variation Reference Number: EPR/MP3239FQ/V002
 Form Number : Agency Form / A5/ Form Dated 20 October 2011

Reporting of Continuously Monitored Emissions to Air for Carbon Monoxide from Emission Point A1 for the month of Feb 2019

Daily and 10 minute Average Monitoring Data



	Monthly summary		Date	1	2	3	4	5	6	7	8	9	10	11	12	13	14	15	16	17	18	19	20	21	22	23	24	25	26	27	28
			10 minute average ELV	150	150	150	150	150	150	150	150	150	150	150	150	150	150	150	150	150	150	150	150	150	150	150	150	150	150	150	150
10 minute average	Monthly maximum	1184.1	Maximum 10 minute average	18.4	796	354	46.4	288	129	63.4	61.9	246	2.5	97.1	108	36.4	1184	810	6.2	787	262	85.5	292	13.7	9.7	891	152	1.8	252	153	20.5
	Monthly mean	4.2	Mean 10 minute average	0.39	20.3	6.53	1.3	5.35	1.48	0.94	1.3	2.2	0.24	1.36	2.14	1.21	13.4	7.03	0.14	12	3.99	4.27	6.56	0.45	0.3	10.4	1.42	0.12	10.6	2.94	0.23
	Monthly minimum	0.0	Minimum 10 minute average	0	0	0	0.1	0.1	0	0	0	0	0	0	0	0	0	0	0	0	0	0	0.1	0	0	0	0	0	0	0	0
	Total invalid results	0.0	No. of invalid results	0	0	0	0	0	0	0	0	0	0	0	0	0	0	0	0	0	0	0	0	0	0	0	0	0	0	0	0
	Sum of exceedances	23.0	No. of exceedances of ELV	0	2	1	0	1	0	0	0	0	1	0	0	0	0	2	1	0	2	2	0	2	0	0	2	1	0	5	1
Daily average			Daily average ELV	50	50	50	50	50	50	50	50	50	50	50	50	50	50	50	50	50	50	50	50	50	50	50	50	50	50	50	50
	Monthly maximum	20.3	Daily average	0.39	20.3	6.53	1.3	5.35	1.48	0.94	1.3	2.2	0.24	1.36	2.14	1.21	13.4	7.03	0.14	12	3.99	4.27	6.56	0.45	0.3	10.4	1.42	0.12	10.6	2.94	0.23
	No. of invalid days	0.0	Value valid	Y	Y	Y	Y	Y	Y	Y	Y	Y	Y	Y	Y	Y	Y	Y	Y	Y	Y	Y	Y	Y	Y	Y	Y	Y	Y	Y	Y
	Sum of exceedances	0.0	Value exceeds ELV (Y/N)	N	N	N	N	N	N	N	N	N	N	N	N	N	N	N	N	N	N	N	N	N	N	N	N	N	N	N	N

Signed..... Date.....

(authorised to sign as representative of the Operator)