

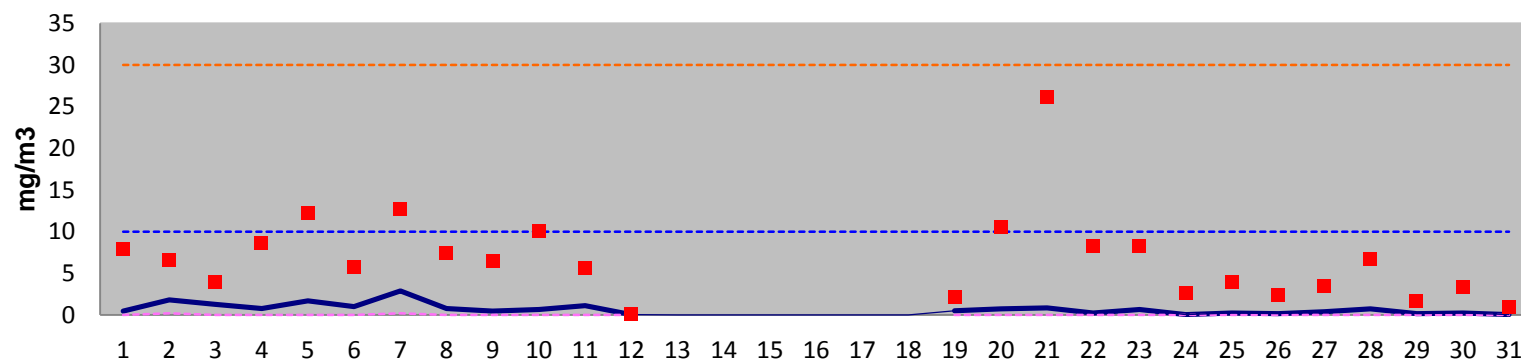
Permit Reference no: WP3836ZF
Operator: Tradebe Healthcare National Limited
Installation: Wrexham Clinical Waste Incinerator

Variation Reference Number: EPR/MP3239FQ/V002
Form Number : Agency Form / A2/ Form Dated 20 October 2011

Reporting of Continuously Monitored Emissions to Air for Particulates from Emission Point A1 for the month of Jan 2019

Daily and Half Hourly Average Monitoring Data

- Daily average ELV
- Half-hour average ELV
- Mean half hour average
- Maximum half hour average
- Minimum half hourly average
- Daily average



Monthly summary			Date	1	2	3	4	5	6	7	8	9	10	11	12	13	14	15	16	17	18	19	20	21	22	23	24	25	26	27	28	29	30	31
			Half-hour average ELV	30	30	30	30	30	30	30	30	30	30	30	30	30	30	30	30	30	30	30	30	30	30	30	30	30	30	30	30	30	30	30
Half-hourly average	Monthly maximum	26.1	Maximum half hour average	7.9	6.6	3.9	8.6	12.3	5.8	12.7	7.5	6.4	10	5.6	0.1							2.1	10.6	26.1	8.2	8.3	2.6	4	2.4	3.5	6.7	1.7	3.3	1
	Monthly mean	0.7	Mean half hour average	0.49	1.84	1.27	0.78	1.69	1	2.88	0.78	0.46	0.69	1.15	0.05							0.53	0.76	0.85	0.26	0.66	0.06	0.25	0.19	0.42	0.75	0.18	0.26	0.07
	Monthly minimum	0.0	Minimum half hourly average	0	0.2	0	0	0	0	0.2	0	0	0	0	0							0	0	0	0	0	0	0	0	0	0	0	0	0
	Total invalid results	0.0	No. of invalid results	0	0	0	0	0	0	0	0	0	0	0	0	0	0	0	0	0	0	0	0	0	0	0	0	0	0	0	0	0	0	0
	Sum of exceedances	0.0	No. of exceedances of ELV	0	0	0	0	0	0	0	0	0	0	0	0	0	0	0	0	0	0	0	0	0	0	0	0	0	0	0	0	0	0	0
			Daily average ELV	10	10	10	10	10	10	10	10	10	10	10	10	10	10	10	10	10	10	10	10	10	10	10	10	10	10	10	10	10	10	10
Daily average	Monthly maximum	2.9	Daily average	0.49	1.84	1.27	0.78	1.69	1	2.88	0.78	0.46	0.69	1.15	0.05	0	0	0	0	0	0	0.53	0.76	0.85	0.26	0.66	0.06	0.25	0.19	0.42	0.75	0.18	0.26	0.07
	No. of invalid days	0.0	Value valid	Y	Y	Y	Y	Y	Y	Y	Y	Y	Y	Y	Y	Y	Y	Y	Y	Y	Y	Y	Y	Y	Y	Y	Y	Y	Y	Y	Y	Y	Y	Y
	Sum of exceedances	0.0	Value exceeds ELV (Y/N)	N	N	N	N	N	N	N	N	N	N	N	N	N	N	N	N	N	N	N	N	N	N	N	N	N	N	N	N	N	N	N

Signed..... Date.....
(authorised to sign as representative of the Operator)

13th -18th Shutdown

0.7

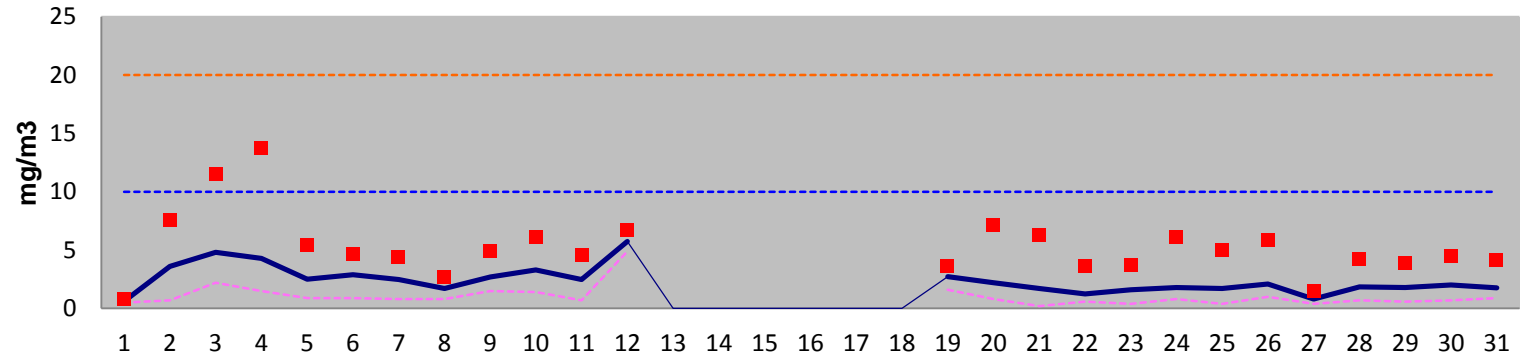
Permit Reference no: WP3836ZF
 Operator: Tradebe Healthcare National Limited
 Installation: Wrexham Clinical Waste Incinerator

Variation Reference Number: EPR/MP3239FQ/V002
 Form Number : Agency Form / A4/ Form Dated 20 October 2011

Reporting of Continuously Monitored Emissions to Air for VOC from Emission Point A1 for the month of Jan 2019

Daily and Half Hourly Average Monitoring Data

- Daily average ELV
- Half-hour average ELV
- Mean half hour average
- Maximum half hour average
- Minimum half hourly average
- Daily average



Monthly summary			Date	1	2	3	4	5	6	7	8	9	10	11	12	13	14	15	16	17	18	19	20	21	22	23	24	25	26	27	28	29	30	31
			Half-hour average ELV	20	20	20	20	20	20	20	20	20	20	20	20	20	20	20	20	20	20	20	20	20	20	20	20	20	20	20	20	20	20	20
Half-hourly average	Monthly maximum	13.7	Maximum half hour average	0.8	7.6	11.5	13.7	5.4	4.7	4.4	2.7	4.9	6.1	4.6	6.7							3.6	7.1	6.3	3.6	3.7	6.1	5	5.8	1.5	4.2	3.9	4.5	4.1
	Monthly mean	2.4	Mean half hour average	0.62	3.6	4.8	4.28	2.5	2.88	2.49	1.71	2.7	3.3	2.48	5.75							2.73	2.22	1.71	1.26	1.59	1.79	1.72	2.1	0.8	1.86	1.8	2.01	1.76
	Monthly minimum	0.2	Minimum half hourly average	0.5	0.7	2.2	1.5	0.9	0.9	0.8	0.8	1.5	1.4	0.7	4.9							1.6	0.8	0.2	0.6	0.4	0.8	0.4	1	0.4	0.7	0.6	0.7	0.9
	Total invalid results	0.0	No. of invalid results	0	0	0	0	0	0	0	0	0	0	0	0	0	0	0	0	0	0	0	0	0	0	0	0	0	0	0	0	0	0	0
	Sum of exceedances	0.0	No. of exceedances of ELV	0	0	0	0	0	0	0	0	0	0	0	0	0	0	0	0	0	0	0	0	0	0	0	0	0	0	0	0	0	0	0
Daily average			Daily average ELV	10	10	10	10	10	10	10	10	10	10	10	10	10	10	10	10	10	10	10	10	10	10	10	10	10	10	10	10	10	10	10
	Monthly maximum	5.8	Daily average	0.62	3.6	4.8	4.28	2.5	2.88	2.49	1.71	2.7	3.3	2.48	5.75	0	0	0	0	0	0	2.73	2.22	1.71	1.26	1.59	1.79	1.72	2.1	0.8	1.86	1.8	2.01	1.76
	No. of invalid days	0.0	Value valid	Y	Y	Y	Y	Y	Y	Y	Y	Y	Y	Y	Y	Y	Y	Y	Y	Y	Y	Y	Y	Y	Y	Y	Y	Y	Y	Y	Y	Y	Y	Y
	Sum of exceedances	0.0	Value exceeds ELV (Y/N)	N	N	N	N	N	N	N	N	N	N	N	N	N	N	N	N	N	N	N	N	N	N	N	N	N	N	N	N	N	N	N

Signed..... Date.....

(authorised to sign as representative of the Operator)

Permit Reference no: WP3836ZF

Operator: Tradebe Healthcare National Limited

Installation: Wrexham Clinical Waste Incinerator

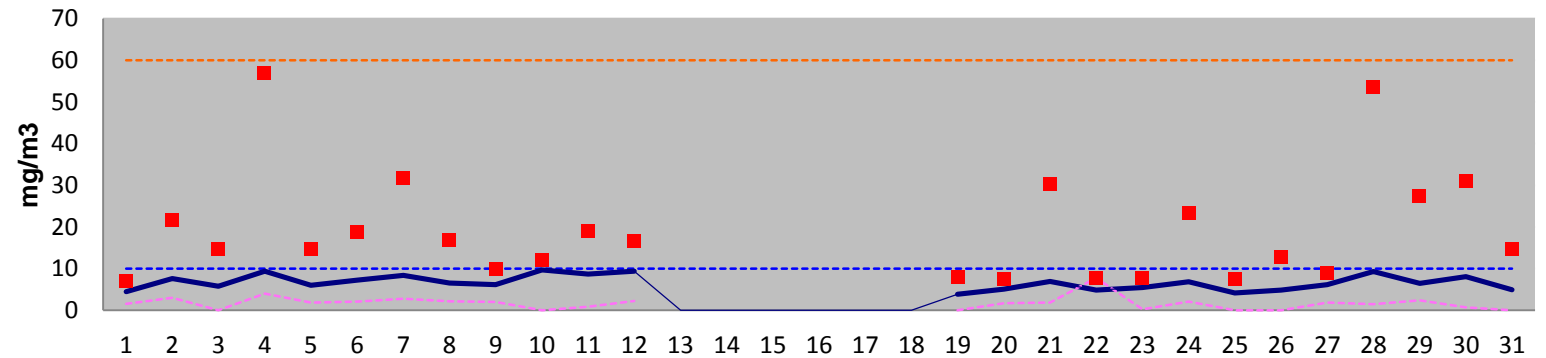
Variation Reference Number: EPR/MP3239FQ/V002

Form Number : Agency Form / A3/ Form Dated 20 October 2011

Reporting of Continuously Monitored Emissions to Air for Hydrogen Chloride from Emission Point A1 for the month of Jan 2019

Daily and Half Hourly Average Monitoring Data

- Daily average ELV
- Half-hour average ELV
- Mean half hour average
- Maximum half hour average
- Minimum half hourly average
- Daily average



	Monthly summary		Date	1	2	3	4	5	6	7	8	9	10	11	12	13	14	15	16	17	18	19	20	21	22	23	24	25	26	27	28	29	30	31
			Half-hour average ELV	60	60	60	60	60	60	60	60	60	60	60	60	60	60	60	60	60	60	60	60	60	60	60	60	60	60	60	60	60	60	60
Half-hourly average	Monthly maximum	56.8	Maximum half hour average	6.9	21.7	14.6	56.8	14.6	18.8	31.8	16.7	9.9	12.1	19.1	16.5							7.9	7.5	30.3	7.8	7.7	23.3	7.6	12.7	8.9	53.6	27.5	31.1	14.6
	Monthly mean	6.7	Mean half hour average	4.51	7.62	5.81	9.41	6.02	7.24	8.38	6.57	6.17	9.7	8.75	9.38							3.91	5.12	6.98	4.91	5.48	6.85	4.19	4.87	6.17	9.31	6.52	8.12	4.94
	Monthly minimum	0.0	Minimum half hourly average	1.6	3	0	4	1.9	2.1	2.8	2.2	2	0	0.9	2.3							0	1.7	1.9	7.8	0.3	2.1	0	0	1.9	1.5	2.4	0.7	0
	Total invalid results	0.0	No. of invalid results	0	0	0	0	0	0	0	0	0	0	0	0	0	0	0	0	0	0	0	0	0	0	0	0	0	0	0	0	0	0	0
	Sum of exceedances	0.0	No. of exceedances of ELV	0	0	0	0	0	0	0	0	0	0	0	0	0	0	0	0	0	0	0	0	0	0	0	0	0	0	0	0	0	0	0
Daily average			Daily average ELV	10	10	10	10	10	10	10	10	10	10	10	10	10	10	10	10	10	10	10	10	10	10	10	10	10	10	10	10	10	10	10
	Monthly maximum	9.7	Daily average	4.51	7.62	5.81	9.41	6.02	7.24	8.38	6.57	6.17	9.7	8.75	9.38	0	0	0	0	0	0	3.91	5.12	6.98	4.91	5.48	6.85	4.19	4.87	6.17	9.31	6.52	8.12	4.94
	No. of invalid days	0.0	Value valid	Y	Y	Y	Y	Y	Y	Y	Y	Y	Y	Y	Y	Y	Y	Y	Y	Y	Y	Y	Y	Y	Y	Y	Y	Y	Y	Y	Y	Y	Y	Y
	Sum of exceedances	0.0	Value exceeds ELV (Y/N)	N	N	N	N	N	N	N	N	N	N	N	N	N	N	N	N	N	N	N	N	N	N	N	N	N	N	N	N	N	N	N

Signed..... Date.....

(authorised to sign as representative of the Operator)

Permit Reference no: WP3836ZF

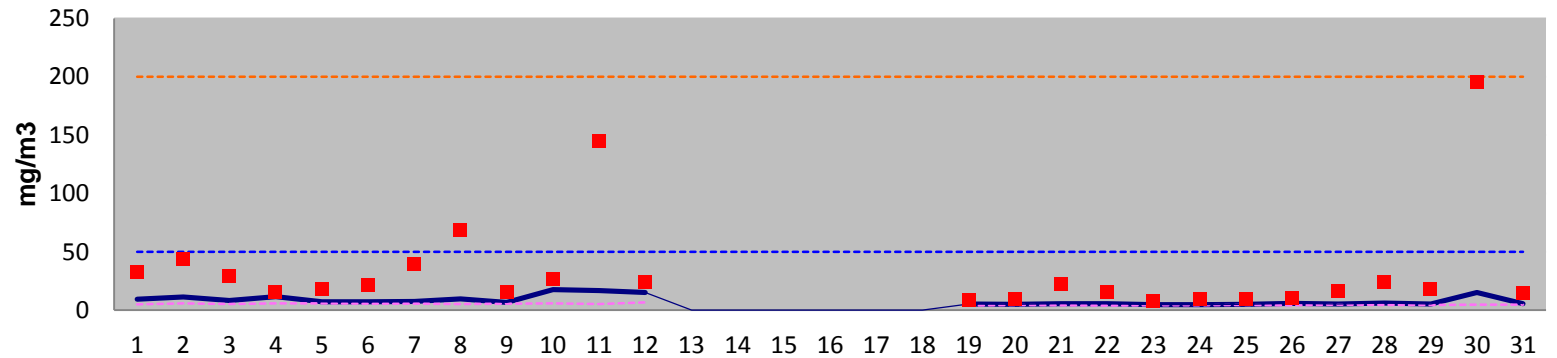
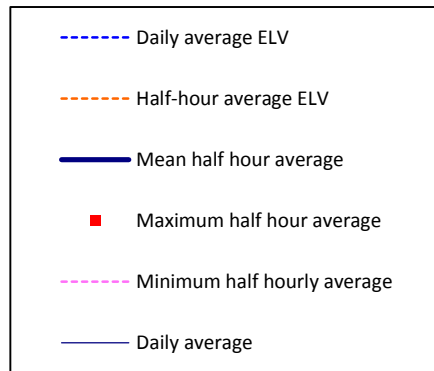
Operator: Tradebe Healthcare National Limited
Installation: Wrexham Clinical Waste Incinerator

Variation Reference Number: EPR/MP3239FQ/V002

Form Number : Agency Form / A6/ Form Dated 20 October 2011

Reporting of Continuously Monitored Emissions to Air for Sulphur Dioxide from Emission Point A1 for the month of Jan 2019

Daily and Half Hourly Average Monitoring Data



	Monthly summary		Date	1	2	3	4	5	6	7	8	9	10	11	12	13	14	15	16	17	18	19	20	21	22	23	24	25	26	27	28	29	30	31
			Half-hour average ELV	200	200	200	200	200	200	200	200	200	200	200	200	200	200	200	200	200	200	200	200	200	200	200	200	200	200	200	200	200	200	200
Half-hourly average	Monthly maximum	195.5	Maximum half hour average	32.8	44.2	28.7	15.8	18.1	21.2	39.6	68.7	15.2	26.5	144	23.8							8.6	9.2	22	16	7.8	9.6	9.2	10.8	16.7	24.5	18.2	196	14.8
	Monthly mean	8.4	Mean half hour average	9.36	11.5	8.46	11.6	7.14	7.13	7.49	9.7	6.69	17.7	16.9	15.3							5.3	5.1	5.7	5.5	4.68	4.86	4.95	5.97	5.37	6.18	5.45	15.2	5.69
	Monthly minimum	4.1	Minimum half hourly average	5.1	5.8	5.4	5.9	5.8	5.6	5.6	5.4	5.5	5.9	5.4	6.8							4.1	4.5	4.3	4.1	4.2	4.2	4.4	4.3	4.8	4.6	4.5	4.9	4.8
	Total invalid results	0.0	No. of invalid results	0	0	0	0	0	0	0	0	0	0	0	0	0	0	0	0	0	0	0	0	0	0	0	0	0	0	0	0	0	0	0
	Sum of exceedances	0.0	No. of exceedances of ELV	0	0	0	0	0	0	0	0	0	0	0	0	0	0	0	0	0	0	0	0	0	0	0	0	0	0	0	0	0	0	0
Daily average			Daily average ELV	50	50	50	50	50	50	50	50	50	50	50	50	50	50	50	50	50	50	50	50	50	50	50	50	50	50	50	50	50	50	50
	Monthly maximum	17.7	Daily average	9.36	11.5	8.46	11.6	7.14	7.13	7.49	9.7	6.69	17.7	16.9	15.3	0	0	0	0	0	0	5.3	5.1	5.7	5.5	4.68	4.86	4.95	5.97	5.37	6.18	5.45	15.2	5.69
	No. of invalid days	0.0	Value valid	Y	Y	Y	Y	Y	Y	Y	Y	Y	Y	Y	Y	Y	Y	Y	Y	Y	Y	Y	Y	Y	Y	Y	Y	Y	Y	Y	Y	Y	Y	Y
	Sum of exceedances	0.0	Value exceeds ELV (Y/N)	N	N	N	N	N	N	N	N	N	N	N	N	N	N	N	N	N	N	N	N	N	N	N	N	N	N	N	N	N	N	N

Signed..... Date.....

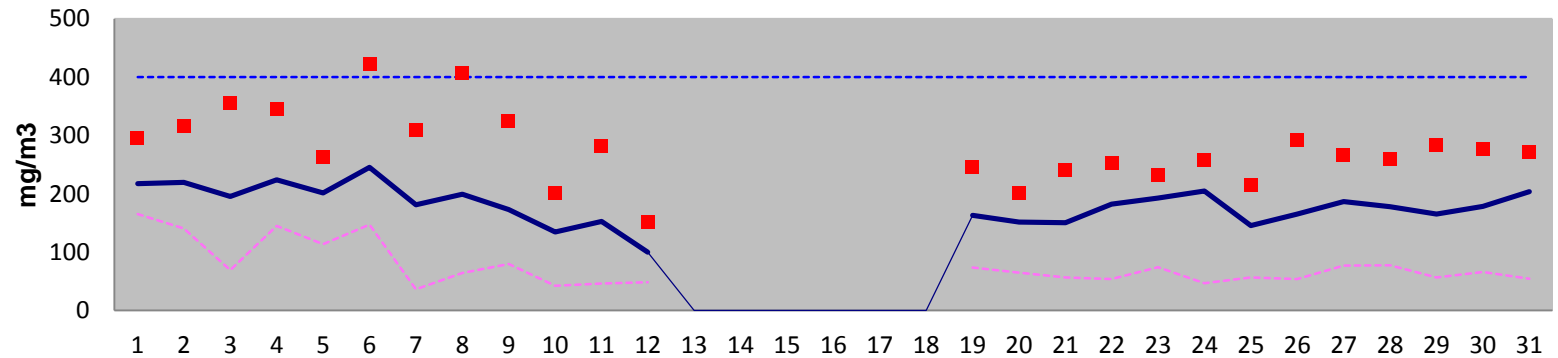
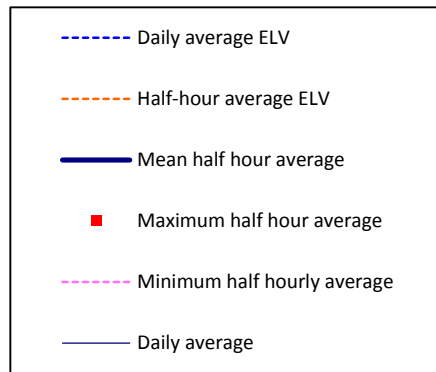
(authorised to sign as representative of the Operator)

Permit Reference no: WP3836ZF
 Operator: Tradebe Healthcare National Limited
 Installation: Wrexham Clinical Waste Incinerator

Variation Reference Number: EPR/MP3239FQ/V002
 Form Number : Agency Form / A7/ Form Dated 20 October 2011

Reporting of Continuously Monitored Emissions to Air for Oxides of Nitrogen from Emission Point A1 for the month of Jan 2019

Daily and Half Hourly Average Monitoring Data



	Monthly summary		Date	1	2	3	4	5	6	7	8	9	10	11	12	13	14	15	16	17	18	19	20	21	22	23	24	25	26	27	28	29	30	31
			Half-hour average ELV																															
Half-hourly average	Monthly maximum	422.7	Maximum half hour average	295	316.6	355	344	263	423	310	406	325	201	282	152							245	202	241	252	232	258	216	293	267	259	283	277	271
	Monthly mean	180.5	Mean half hour average	217	219.5	196	224	201	245	181	199	173	135	153	100							163	152	150	182	193	205	146	165	186	178	166	178	204
	Monthly minimum	36.7	Minimum half hourly average	165	140.7	69.2	145	114	147	36.7	64.2	80	42.3	46.4	48.3							73.5	64.9	57	54	74.2	47	56.7	53.8	76.9	77.6	57	66.3	54.4
	Total invalid results	0.0	No. of invalid results	0	0	0	0	0	0	0	0	0	0	0	0	0	0	0	0	0	0	0	0	0	0	0	0	0	0	0	0	0	0	0
	Sum of exceedances	0.0	No. of exceedances of ELV	0	0	0	0	0	0	0	0	0	0	0	0	0	0	0	0	0	0	0	0	0	0	0	0	0	0	0	0	0	0	0
Daily average			Daily average ELV	400	400	400	400	400	400	400	400	400	400	400	400	400	400	400	400	400	400	400	400	400	400	400	400	400	400	400	400	400	400	400
	Monthly maximum	245.2	Daily average	217	219.5	196	224	201	245	181	199	173	135	153	100	0	0	0	0	0	0	163	152	150	182	193	205	146	165	186	178	166	178	204
	No. of invalid days	0.0	Value valid	Y	Y	Y	Y	Y	Y	Y	Y	Y	Y	Y	Y	Y	Y	Y	Y	Y	Y	Y	Y	Y	Y	Y	Y	Y	Y	Y	Y	Y	Y	Y
	Sum of exceedances	0.0	Value exceeds ELV (Y/N)	N	N	N	N	N	N	N	N	N	N	N	N	N	N	N	N	N	N	N	N	N	N	N	N	N	N	N	N	N	N	N

Signed..... Date.....

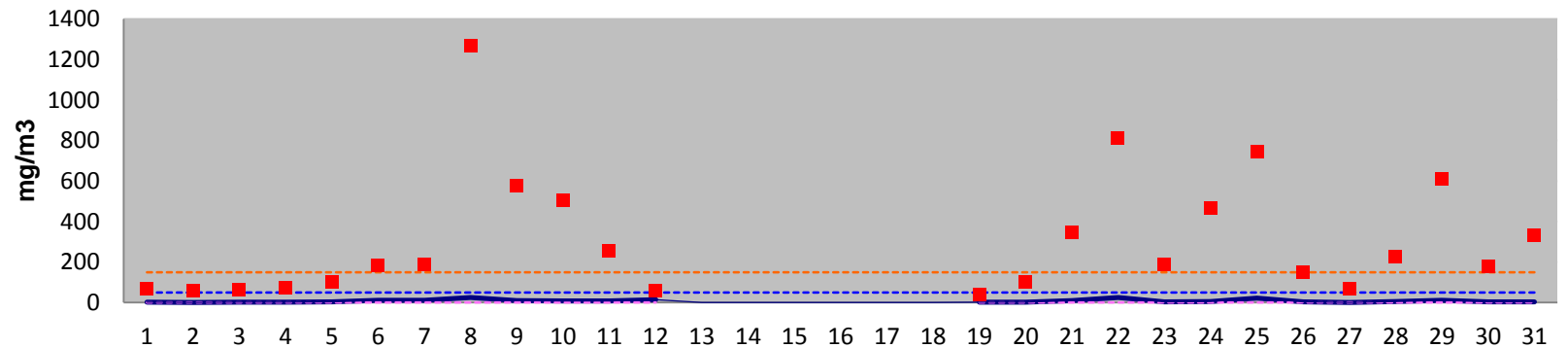
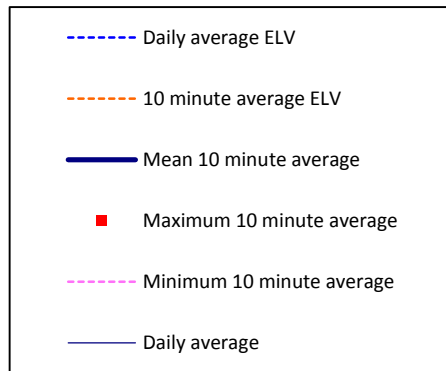
(authorised to sign as representative of the Operator)

180.5

Permit Reference no: WP3836ZF
 Operator: Tradebe Healthcare National Limited
 Installation: Wrexham Clinical Waste Incinerator

Variation Reference Number: EPR/MP3239FQ/V002
 Form Number : Agency Form / A5/ Form Dated 20 October 2011

Daily and 10 minute Average Monitoring Data



	Monthly summary		Date	1	2	3	4	5	6	7	8	9	10	11	12	13	14	15	16	17	18	19	20	21	22	23	24	25	26	27	28	29	30	31	
			10 minute average ELV	150	150	150	150	150	150	150	150	150	150	150	150	150	150	150	150	150	150	150	150	150	150	150	150	150	150	150	150	150	150	150	150
10 minute average	Monthly maximum	1265.0	Maximum 10 minute average	66.2	58.7	64.9	73.7	101	185	189	1265	574	507	255	60							40	101	346	813.4	190	465	743	149	65.5	226	610.3	180.2	333	
	Monthly mean	7.9	Mean 10 minute average	1.7	1.23	2.92	2.03	3.4	11.5	11.2	24.69	10.4	7.74	7.67	14.2							1.98	2.33	9.75	25.1	3.42	4.86	22.6	3.55	1.43	4.68	11.11	3.54	4.26	
	Monthly minimum	0.0	Minimum 10 minute average	0	0	0.1	0	0	0	0	0.2	0	0	0	0.4							0.1	0	0	0	0	0	0	0	0.1	0	0	0.1	0.1	
	Total invalid results	0.0	No. of invalid results	0	0	0	0	0	0	0	0	0	0	0	0	0	0	0	0	0	0	0	0	0	0	0	0	0	0	0	0	0	0	0	
	Sum of exceedances	24.0	No. of exceedances of ELV	0	0	0	0	0	3	3	4	1	0	1	0	0	0	0	0	0	0	0	0	0	2	0	1	1	3	0	0	0	3	1	1
Daily average			Daily average ELV	50	50	50	50	50	50	50	50	50	50	50	50	50	50	50	50	50	50	50	50	50	50	50	50	50	50	50	50	50	50	50	
	Monthly maximum	25.1	Daily average	1.7	1.23	2.92	2.03	3.4	11.5	11.2	24.69	10.4	7.74	7.67	14.2	0	0	0	0	0	0	1.98	2.33	9.75	25.1	3.42	4.86	22.6	3.55	1.43	4.68	11.11	3.54	4.26	
	No. of invalid days	0.0	Value valid	Y	Y	Y	Y	Y	Y	Y	Y	Y	Y	Y	Y	Y	Y	Y	Y	Y	Y	Y	Y	Y	Y	Y	Y	Y	Y	Y	Y	Y	Y	Y	
	Sum of exceedances	0.0	Value exceeds ELV (Y/N)	N	N	N	N	N	N	N	N	N	N	N	N	N	N	N	N	N	N	N	N	N	N	N	N	N	N	N	N	N	N	N	N

Signed..... Date.....

(authorised to sign as representative of the Operator)

