

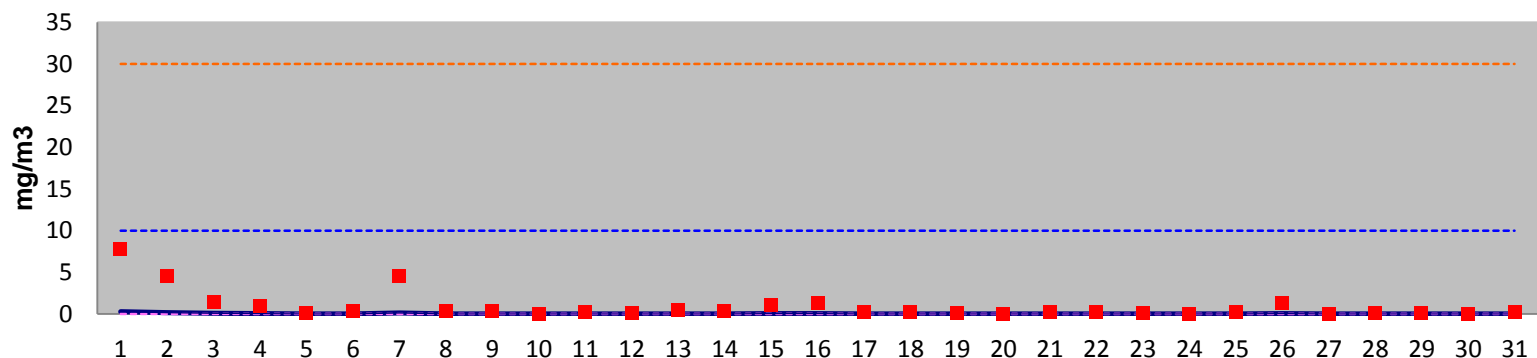
Permit Reference no: WP3836ZF
 Operator: Tradebe Healthcare National Limited
 Installation: Wrexham Clinical Waste Incinerator

Variation Reference Number: EPR/MP3239FQ/V002
 Form Number : Agency Form / A2/ Form Dated 20 October 2011

Reporting of Continuously Monitored Emissions to Air for Particulates from Emission Point A1 for the month of August 2019

Daily and Half Hourly Average Monitoring Data

- Daily average ELV
- Half-hour average ELV
- Mean half hour average
- Maximum half hour average
- Minimum half hourly average
- Daily average



	Monthly summary		Date	1	2	3	4	5	6	7	8	9	10	11	12	13	14	15	16	17	18	19	20	21	22	23	24	25	26	27	28	29	30	31
			Half-hour average ELV	30	30	30	30	30	30	30	30	30	30	30	30	30	30	30	30	30	30	30	30	30	30	30	30	30	30	30	30	30	30	30
Half-hourly average	Monthly maximum	7.8	Maximum half hour average	7.8	4.5	1.4	1	0.1	0.3	4.5	0.3	0.3	0	0.2	0.1	0.5	0.3	1.1	1.3	0.2	0.2	0.1	0	0.2	0.2	0.1	0	0.2	1.3	0	0.1	0.1	0	0.2
	Monthly mean	0.0	Mean half hour average	0.3	0.19	0.09	0.04	0	0.01	0.13	0.01	0.01	0	0.01	0.01	0.02	0.01	0.05	0.07	0.01	0.01	0	0	0	0.01	0	0	0.01	0.06	0	0	0	0	0
	Monthly minimum	0.0	Minimum half hourly average	0	0	0	0	0	0	0	0	0	0	0	0	0	0	0	0	0	0	0	0	0	0	0	0	0	0	0	0	0	0	
	Total invalid results	1.0	No. of invalid results	0	0	0	0	0	0	1	0	0	0	0	0	0	0	0	0	0	0	0	0	0	0	0	0	0	0	0	0	0	0	0
	Sum of exceedances	0.0	No. of exceedances of ELV	0	0	0	0	0	0	0	0	0	0	0	0	0	0	0	0	0	0	0	0	0	0	0	0	0	0	0	0	0	0	0
Daily average			Daily average ELV	10	10	10	10	10	10	10	10	10	10	10	10	10	10	10	10	10	10	10	10	10	10	10	10	10	10	10	10	10	10	10
	Monthly maximum	0.3	Daily average	0.3	0.19	0.09	0.04	0	0.01	0.13	0.01	0.01	0	0.01	0.01	0.02	0.01	0.05	0.07	0.01	0.01	0	0	0	0.01	0	0	0.01	0.06	0	0	0	0	0
	No. of invalid days	0.0	Value valid	Y	Y	Y	Y	Y	Y	Y	Y	Y	Y	Y	Y	Y	Y	Y	Y	Y	Y	Y	Y	Y	Y	Y	Y	Y	Y	Y	Y	Y	Y	
	Sum of exceedances	0.0	Value exceeds ELV (Y/N)	N	N	N	N	N	N	N	N	N	N	N	N	N	N	N	N	N	N	N	N	N	N	N	N	N	N	N	N	N	N	N

Signed..... Date.....
 (authorised to sign as representative of the Operator)

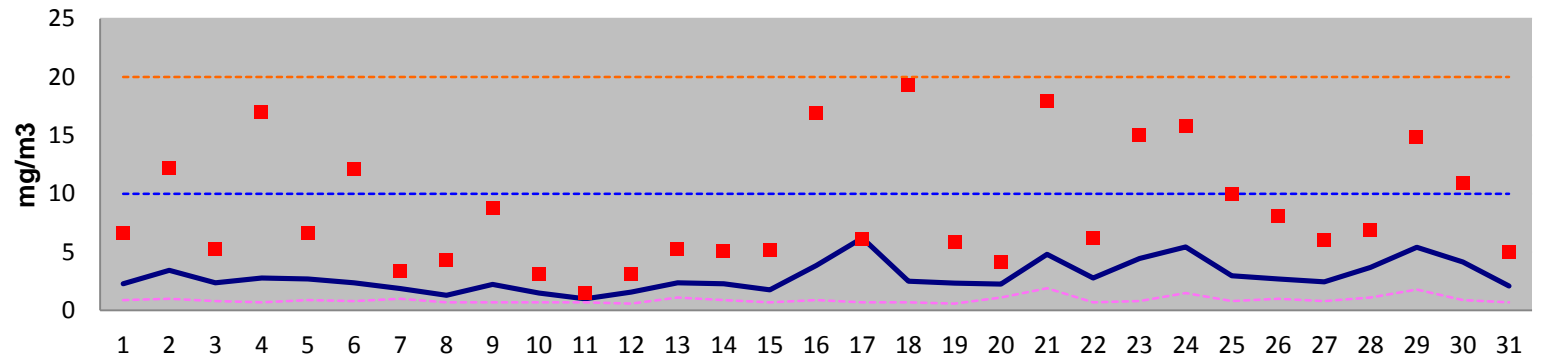
Permit Reference no: WP3836ZF
Operator: Tradebe Healthcare National Limited
Installation: Wrexham Clinical Waste Incinerator

Variation Reference Number: EPR/MP3239FQ/V002
Form Number : Agency Form / A4/ Form Dated 20 October 2011

Reporting of Continuously Monitored Emissions to Air for VOC from Emission Point A1 for the month of August 2019

Daily and Half Hourly Average Monitoring Data

- Daily average ELV
- Half-hour average ELV
- Mean half hour average
- Maximum half hour average
- Minimum half hourly average
- Daily average



Monthly summary			Date	1	2	3	4	5	6	7	8	9	10	11	12	13	14	15	16	17	18	19	20	21	22	23	24	25	26	27	28	29	30	31
			Half-hour average ELV	20	20	20	20	20	20	20	20	20	20	20	20	20	20	20	20	20	20	20	20	20	20	20	20	20	20	20	20	20	20	20
Half-hourly average	Monthly maximum	19.3	Maximum half hour average	6.6	12.2	5.3	17	6.6	12.1	3.4	4.3	8.8	3.1	1.5	3.1	5.3	5.1	5.2	16.9	6.1	19.3	5.8	4.1	17.9	6.2	15	15.8	10	8.1	6	6.9	14.9	10.9	5
	Monthly mean	2.9	Mean half hour average	2.28	3.44	2.38	2.78	2.71	2.37	1.88	1.31	2.24	1.49	0.99	1.57	2.37	2.29	1.76	3.85	6.2	2.51	2.35	2.26	4.8	2.78	4.45	5.45	2.97	2.71	2.45	3.69	5.42	4.15	2.09
	Monthly minimum	0.6	Minimum half hourly average	0.9	1	0.8	0.7	0.9	0.8	1	0.7	0.7	0.7	0.7	0.6	1.1	0.9	0.7	0.9	0.7	0.7	0.6	1.1	1.9	0.7	0.8	1.5	0.8	1	0.8	1.1	1.8	0.9	0.7
	Total invalid results	1.0	No. of invalid results	0	0	0	0	0	0	1	0	0	0	0	0	0	0	0	0	0	0	0	0	0	0	0	0	0	0	0	0	0	0	0
	Sum of exceedances	0.0	No. of exceedances of ELV	0	0	0	0	0	0	0	0	0	0	0	0	0	0	0	0	0	0	0	0	0	0	0	0	0	0	0	0	0	0	0
Daily average			Daily average ELV	10	10	10	10	10	10	10	10	10	10	10	10	10	10	10	10	10	10	10	10	10	10	10	10	10	10	10	10	10	10	10
	Monthly maximum	6.2	Daily average	2.28	3.44	2.38	2.78	2.71	2.37	1.88	1.31	2.24	1.49	0.99	1.57	2.37	2.29	1.76	3.85	6.2	2.51	2.35	2.26	4.8	2.78	4.45	5.45	2.97	2.71	2.45	3.69	5.42	4.15	2.09
	No. of invalid days	0.0	Value valid	Y	Y	Y	Y	Y	Y	Y	Y	Y	Y	Y	Y	Y	Y	Y	Y	Y	Y	Y	Y	Y	Y	Y	Y	Y	Y	Y	Y	Y	Y	Y
	Sum of exceedances	0.0	Value exceeds ELV (Y/N)	N	N	N	N	N	N	N	N	N	N	N	N	N	N	N	N	N	N	N	N	N	N	N	N	N	N	N	N	N	N	N

Signed..... Date.....

(authorised to sign as representative of the Operator)

Permit Reference no: WP3836ZF

Operator: Tradebe Healthcare National Limited

Installation: Wrexham Clinical Waste Incinerator

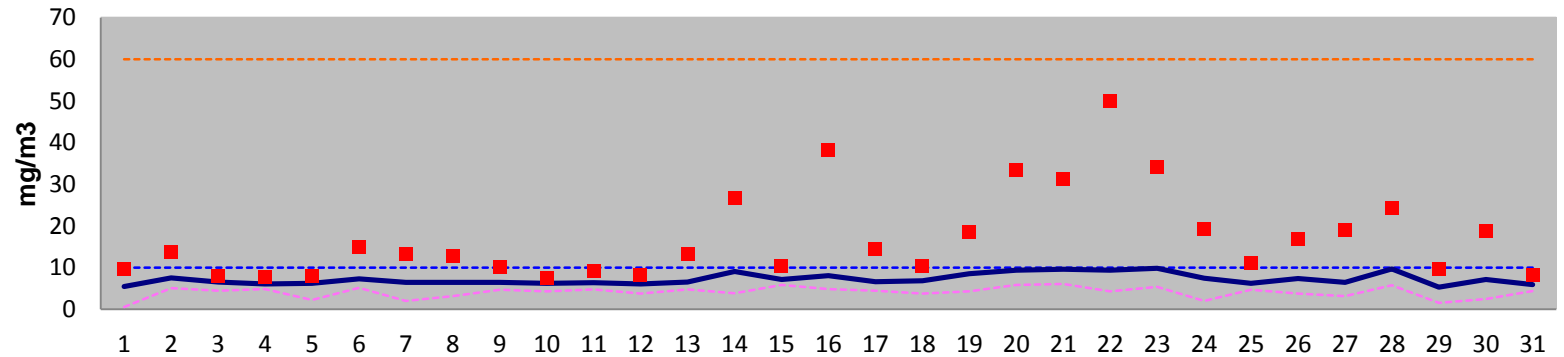
Variation Reference Number: EPR/MP3239FQ/V002

Form Number : Agency Form / A3/ Form Dated 20 October 2011

Reporting of Continuously Monitored Emissions to Air for Hydrogen Chloride from Emission Point A1 for the month of August 2019

Daily and Half Hourly Average Monitoring Data

- Daily average ELV
- Half-hour average ELV
- Mean half hour average
- Maximum half hour average
- Minimum half hourly average
- Daily average



	Monthly summary		Date	1	2	3	4	5	6	7	8	9	10	11	12	13	14	15	16	17	18	19	20	21	22	23	24	25	26	27	28	29	30	31
			Half-hour average ELV	60	60	60	60	60	60	60	60	60	60	60	60	60	60	60	60	60	60	60	60	60	60	60	60	60	60	60	60	60	60	60
Half-hourly average	Monthly maximum	49.9	Maximum half hour average	9.6	13.8	8	7.7	8	14.8	13.2	12.8	10.2	7.6	9.3	8.2	13.2	26.8	10.4	38.1	14.5	10.3	18.6	33.4	31.2	49.9	34	19.3	11	16.8	19.1	24.3	9.6	18.8	8.1
	Monthly mean	7.2	Mean half hour average	5.52	7.53	6.56	6.11	6.28	7.31	6.47	6.5	6.46	6.22	6.42	6.07	6.6	9.1	7.16	8.13	6.66	6.86	8.53	9.44	9.6	9.43	9.89	7.5	6.29	7.37	6.51	9.69	5.35	7.17	5.95
	Monthly minimum	0.6	Minimum half hourly average	0.6	5.1	4.5	4.9	2.3	5.2	2	3.2	4.7	4.3	4.8	3.8	4.8	3.9	5.9	4.9	4.5	3.8	4.3	5.9	6.1	4.3	5.4	2	4.7	3.8	3.2	5.8	1.6	2.5	4.4
	Total invalid results	1.0	No. of invalid results	0	0	0	0	0	0	1	0	0	0	0	0	0	0	0	0	0	0	0	0	0	0	0	0	0	0	0	0	0	0	0
	Sum of exceedances	0.0	No. of exceedances of ELV	0	0	0	0	0	0	0	0	0	0	0	0	0	0	0	0	0	0	0	0	0	0	0	0	0	0	0	0	0	0	0
Daily average			Daily average ELV	10	10	10	10	10	10	10	10	10	10	10	10	10	10	10	10	10	10	10	10	10	10	10	10	10	10	10	10	10	10	10
	Monthly maximum	9.9	Daily average	5.52	7.53	6.56	6.11	6.28	7.31	6.47	6.5	6.46	6.22	6.42	6.07	6.6	9.1	7.16	8.13	6.66	6.86	8.53	9.44	9.6	9.43	9.89	7.5	6.29	7.37	6.51	9.69	5.35	7.17	5.95
	No. of invalid days	0.0	Value valid	Y	Y	Y	Y	Y	Y	Y	Y	Y	Y	Y	Y	Y	Y	Y	Y	Y	Y	Y	Y	Y	Y	Y	Y	Y	Y	Y	Y	Y	Y	Y
	Sum of exceedances	0.0	Value exceeds ELV (Y/N)	N	N	N	N	N	N	N	N	N	N	N	N	N	N	N	N	N	N	N	N	N	N	N	N	N	N	N	N	N	N	N

Signed..... Date.....

(authorised to sign as representative of the Operator)

Permit Reference no: WP3836ZF

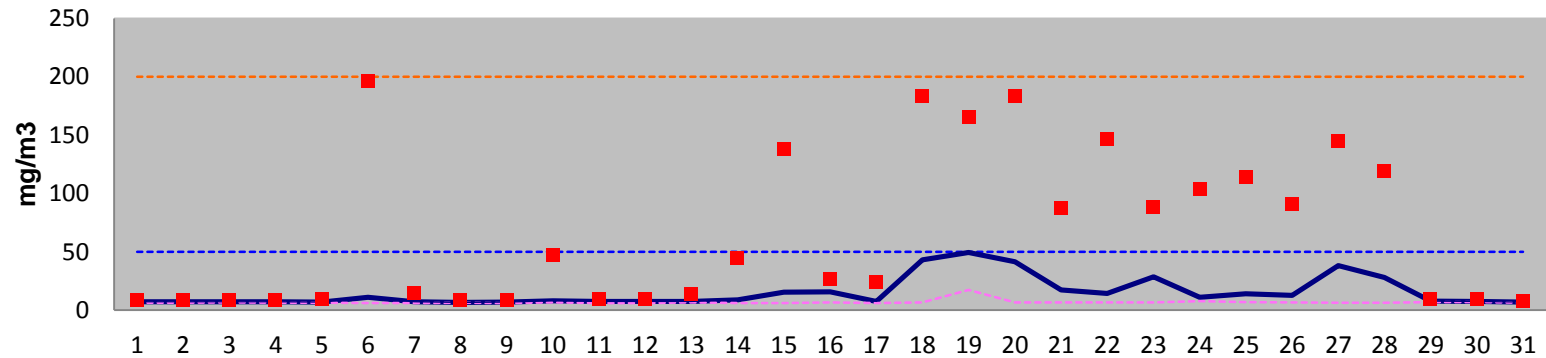
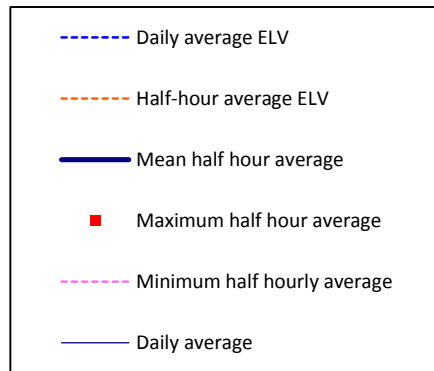
Operator: Tradebe Healthcare National Limited
Installation: Wrexham Clinical Waste Incinerator

Variation Reference Number: EPR/MP3239FQ/V002

Form Number : Agency Form / A6/ Form Dated 20 October 2011

Reporting of Continuously Monitored Emissions to Air for Sulphur Dioxide from Emission Point A1 for the month of August 2019

Daily and Half Hourly Average Monitoring Data



Monthly summary			Date	1	2	3	4	5	6	7	8	9	10	11	12	13	14	15	16	17	18	19	20	21	22	23	24	25	26	27	28	29	30	31
			Half-hour average ELV	200	200	200	200	200	200	200	200	200	200	200	200	200	200	200	200	200	200	200	200	200	200	200	200	200	200	200	200	200	200	200
Half-hourly average	Monthly maximum	196.4	Maximum half hour average	8.2	8.3	8.8	8.4	9.3	196	14.5	8.1	8.1	46.9	9.2	9.8	13.4	44.5	138	26.9	23.9	184	165	183	87.5	147	88.7	104	114	91.2	144	119	9.5	9.4	7.6
	Monthly mean	15.1	Mean half hour average	7.19	7.29	7.21	7.14	7.06	11.1	7.15	6.78	6.9	8.17	7.52	7.62	7.64	8.9	15.5	15.9	7.45	43.2	49.5	41.5	17.5	14.5	28.6	11	14.3	12.8	38.4	28	7.69	7.56	7.02
	Monthly minimum	6.1	Minimum half hourly average	6.4	6.5	6.7	6.5	6.4	6.2	6.2	6.4	6.1	6.6	6.3	6.1	6.7	6.3	6.3	6.6	6.2	6.6	17.4	6.7	6.8	6.6	6.8	7.7	6.9	6.7	6.5	6.5	6.9	6.9	6.5
	Total invalid results	1.0	No. of invalid results	0	0	0	0	0	0	0	0	0	0	0	0	0	0	0	0	0	0	1	0	0	0	0	0	0	0	0	0	0	0	0
	Sum of exceedances	0.0	No. of exceedances of ELV	0	0	0	0	0	0	0	0	0	0	0	0	0	0	0	0	0	0	0	0	0	0	0	0	0	0	0	0	0	0	0
Daily average			Daily average ELV	50	50	50	50	50	50	50	50	50	50	50	50	50	50	50	50	50	50	50	50	50	50	50	50	50	50	50	50	50	50	50
	Monthly maximum	49.5	Daily average	7.19	7.29	7.21	7.14	7.06	11.1	7.15	6.78	6.9	8.17	7.52	7.62	7.64	8.9	15.5	15.9	7.45	43.2	49.5	41.5	17.5	14.5	28.6	11	14.3	12.8	38.4	28	7.69	7.56	7.02
	No. of invalid days	1.0	Value valid	Y	Y	Y	Y	Y	Y	Y	Y	Y	Y	Y	Y	Y	Y	Y	Y	Y	Y	N	Y	Y	Y	Y	Y	Y	Y	Y	Y	Y	Y	Y
	Sum of exceedances	0.0	Value exceeds ELV (Y/N)	N	N	N	N	N	N	N	N	N	N	N	N	N	N	N	N	N	N	N	N	N	N	N	N	N	N	N	N	N	N	N

Signed..... Date.....

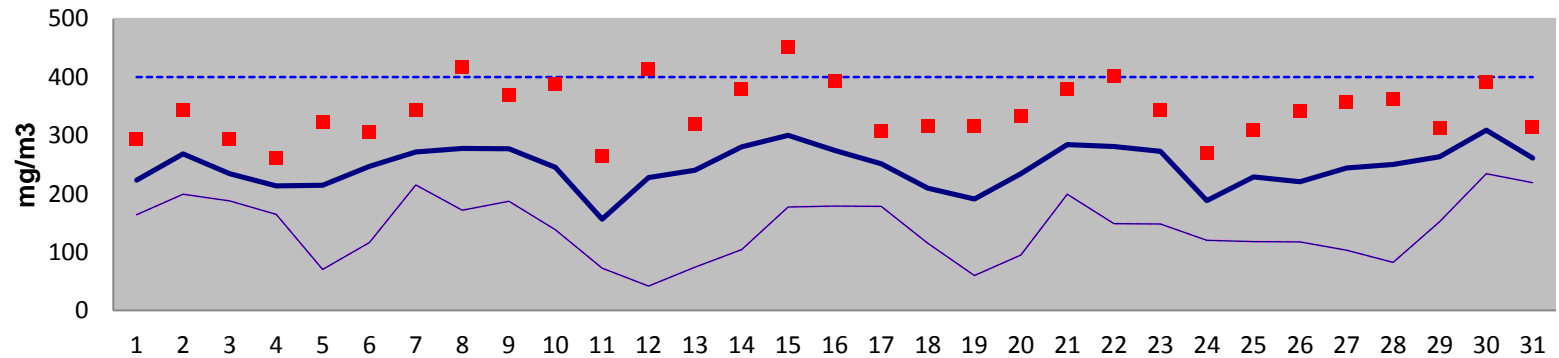
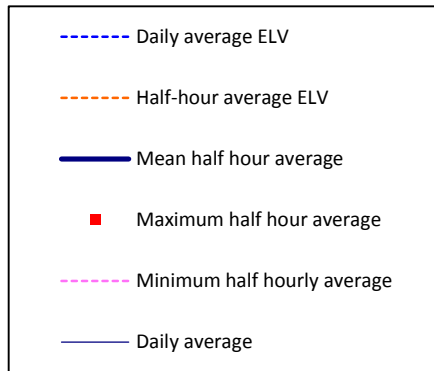
(authorised to sign as representative of the Operator)

Permit Reference no: WP3836ZF
 Operator: Tradebe Healthcare National Limited
 Installation: Wrexham Clinical Waste Incinerator

Variation Reference Number: EPR/MP3239FQ/V002
 Form Number : Agency Form / A7/ Form Dated 20 October 2011

Reporting of Continuously Monitored Emissions to Air for Oxides of Nitrogen from Emission Point A1 for the month of August 2019

Daily and Half Hourly Average Monitoring Data



Monthly summary			Date	1	2	3	4	5	6	7	8	9	10	11	12	13	14	15	16	17	18	19	20	21	22	23	24	25	26	27	28	29	30	31
			Half-hour average ELV																															
Half-hourly average	Monthly maximum	452.1	Maximum half hour average	293	344	295	262	324	306	344	418	369	388	265	414	319	379	452	394	307	316	316	333	380	401	343	270	309	341	357	362	313	392	315
	Monthly mean	246.6	Mean half hour average	223	268.59	234	214	214	247	272	278	277	245	156	228	241	280	300	274	251	210	191	235	284	281	273	188	229	221	244	250	264	309	261
	Monthly minimum	41.9	Minimum half hourly average	164	199.6	188	165	70.3	117	215	172	187	139	72.4	41.9	74.4	104	177	179	179	116	60.3	95.3	200	149	148	120	118	118	104	82.5	152	234	219
	Total invalid results	0.0	No. of invalid results	0	0	0	0	0	0	0	0	0	0	0	0	0	0	0	0	0	0	0	0	0	0	0	0	0	0	0	0	0	0	0
	Sum of exceedances	0.0	No. of exceedances of ELV	0	0	0	0	0	0	0	0	0	0	0	0	0	0	0	0	0	0	0	0	0	0	0	0	0	0	0	0	0	0	0
Daily average			Daily average ELV	400	400	400	400	400	400	400	400	400	400	400	400	400	400	400	400	400	400	400	400	400	400	400	400	400	400	400	400	400	400	400
	Monthly maximum	234.4	Daily average	164	199.6	188	165	70.3	117	215	172	187	139	72.4	41.9	74.4	104	177	179	179	116	60.3	95.3	200	149	148	120	118	118	104	82.5	152	234	219
	No. of invalid days	0.0	Value valid	Y	Y	Y	Y	Y	Y	Y	Y	Y	Y	Y	Y	Y	Y	Y	Y	Y	Y	Y	Y	Y	Y	Y	Y	Y	Y	Y	Y	Y	Y	Y
	Sum of exceedances	0.0	Value exceeds ELV (Y/N)	N	N	N	N	N	N	N	N	N	N	N	N	N	N	N	N	N	N	N	N	N	N	N	N	N	N	N	N	N	N	N

Signed..... Date.....

(authorised to sign as representative of the Operator)

|

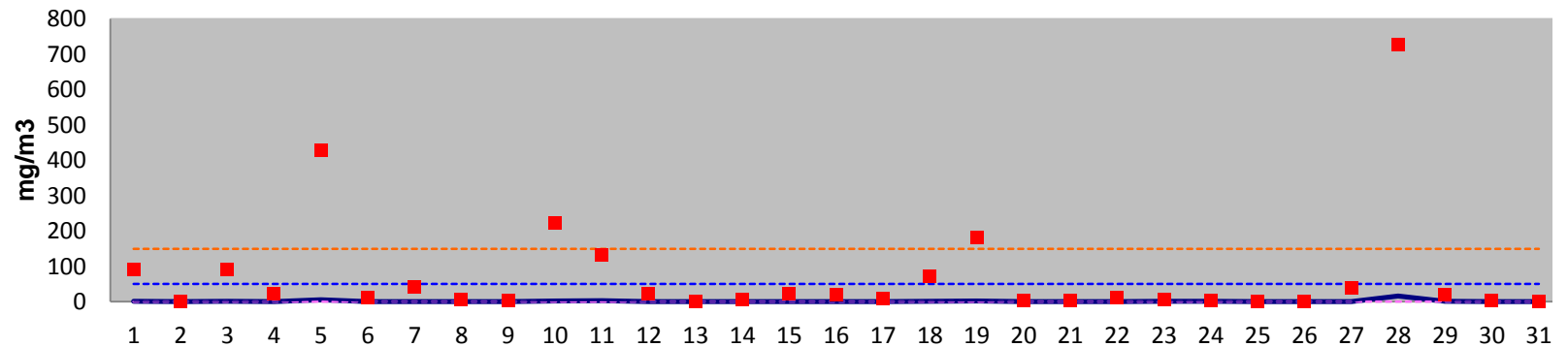
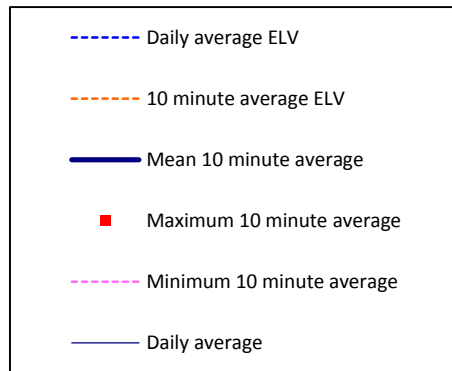
|

Permit Reference no: WP3836ZF
 Operator: Tradebe Healthcare National Limited
 Installation: Wrexham Clinical Waste Incinerator

Variation Reference Number: EPR/MP3239FQ/V002
 Form Number : Agency Form / A5/ Form Dated 20 October 2011

Reporting of Continuously Monitored Emissions to Air for Carbon Monoxide from Emission Point A1 for the month of August 2019

Daily and 10 minute Average Monitoring Data



	Monthly summary		Date	1	2	3	4	5	6	7	8	9	10	11	12	13	14	15	16	17	18	19	20	21	22	23	24	25	26	27	28	29	30
			10 minute average ELV	150	150	150	150	150	150	150	150	150	150	150	150	150	150	150	150	150	150	150	150	150	150	150	150	150	150	150	150	150	150
10 minute average	Monthly maximum	725.7	Maximum 10 minute average	90.4	0.6	92.1	23.8	429	10.7	42.5	5.4	2.2	223	132	20.9	1.9	6.9	23.3	18.3	7.7	72.8	183	4.3	4.8	11.2	6.7	2.8	1.2	2.1	37.8	726	18.2	3.1
	Monthly mean	1.5	Mean 10 minute average	1.26	0.16	0.95	0.28	5.69	0.55	0.72	0.32	0.7	2.52	2.93	0.65	0.36	0.85	0.71	0.36	0.36	0.99	2.08	0.71	0.56	0.45	0.95	0.97	0.43	0.47	0.84	16.6	0.95	0.68
	Monthly minimum	0.0	Minimum 10 minute average	0	0	0	0	0	0.1	0.1	0	0.1	0	0	0	0	0.1	0	0	0	0	0	0.2	0	0	0	0.3	0.1	0.1	0.1	0.3	0.1	0.1
	Total invalid results	0.0	No. of invalid results	0	0	0	0	0	0	0	0	0	0	0	0	0	0	0	0	0	0	0	0	0	0	0	0	0	0	0	0	0	0
	Sum of exceedances	6.0	No. of exceedances of ELV	0	0	0	0	1	0	0	0	0	1	0	0	0	0	0	0	0	0	1	0	0	0	0	0	0	0	0	3	0	0
Daily average			Daily average ELV	50	50	50	50	50	50	50	50	50	50	50	50	50	50	50	50	50	50	50	50	50	50	50	50	50	50	50	50	50	
	Monthly maximum	16.6	Daily average	1.26	0.16	0.95	0.28	5.69	0.55	0.72	0.32	0.7	2.52	2.93	0.65	0.36	0.85	0.71	0.36	0.36	0.99	2.08	0.71	0.56	0.45	0.95	0.97	0.43	0.47	0.84	16.6	0.95	0.68
	No. of invalid days	0.0	Value valid	Y	Y	Y	Y	Y	Y	Y	Y	Y	Y	Y	Y	Y	Y	Y	Y	Y	Y	Y	Y	Y	Y	Y	Y	Y	Y	Y	Y	Y	
	Sum of exceedances	0.0	Value exceeds ELV (Y/N)	N	N	N	N	N	N	N	N	N	N	N	N	N	N	N	N	N	N	N	N	N	N	N	N	N	N	N	N	N	N

Signed..... Date.....

(authorised to sign as representative of the Operator)



31
150
0.9
0.36
0
0
0
50
0.36
Y
N