

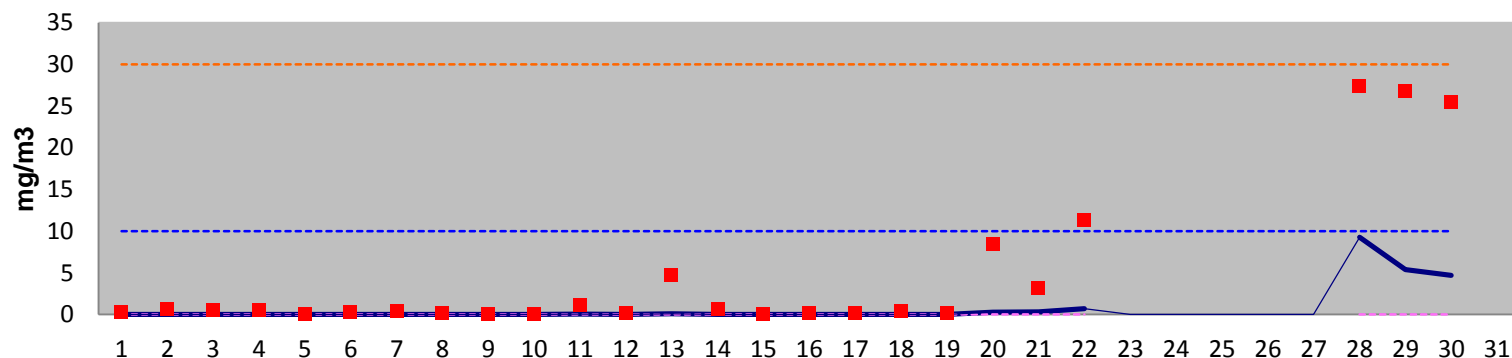
Permit Reference no: WP3836ZF
 Operator: Tradebe Healthcare National Limited
 Installation: Wrexham Clinical Waste Incinerator

Variation Reference Number: EPR/MP3239FQ/V002
 Form Number : Agency Form / A2/ Form Dated 20 October 2011

Reporting of Continuously Monitored Emissions to Air for Particulates from Emission Point A1 for the month of September 2019

Daily and Half Hourly Average Monitoring Data

- Daily average ELV
- Half-hour average ELV
- Mean half hour average
- Maximum half hour average
- Minimum half hourly average
- Daily average



Monthly summary			Date	1	2	3	4	5	6	7	8	9	10	11	12	13	14	15	16	17	18	19	20	21	22	23	24	25	26	27	28	29	30	
			Half-hour average ELV	30	30	30	30	30	30	30	30	30	30	30	30	30	30	30	30	30	30	30	30	30	30	30	30	30	30	30	30	30	30	
Half-hourly average	Monthly maximum	27.4	Maximum half hour average	0.3	0.6	0.5	0.5	0	0.3	0.4	0.2	0	0	1.2	0.2	4.7	0.7	0	0.1	0.2	0.4	0.1	8.4	3.2	11.3						27.4	26.8	25.5	
	Monthly mean	0.8	Mean half hour average	0.02	0.02	0.01	0.03	0	0.01	0.01	0.01	0	0	0.04	0.01	0.11	0.03	0	0.01	0.01	0.02	0.01	0.29	0.32	0.7						9.27	5.4	4.69	
	Monthly minimum	0.0	Minimum half hourly average	0	0	0	0	0	0	0	0	0	0	0	0	0	0	0	0	0	0	0	0	0	0						0	0	0	
	Total invalid results	0.0	No. of invalid results	0	0	0	0	0	0	0	0	0	0	0	0	0	0	0	0	0	0	0	0	0	0	0	0	0	0	0	0	0	0	
	Sum of exceedances	0.0	No. of exceedances of ELV	0	0	0	0	0	0	0	0	0	0	0	0	0	0	0	0	0	0	0	0	0	0	0	0	0	0	0	0	0	0	
Daily average			Daily average ELV	10	10	10	10	10	10	10	10	10	10	10	10	10	10	10	10	10	10	10	10	10	10	10	10	10	10	10	10	10	10	
	Monthly maximum	9.3	Daily average	0.02	0.02	0.01	0.03	0	0.01	0.01	0.01	0	0	0.04	0.01	0.11	0.03	0	0.01	0.01	0.02	0.01	0.29	0.32	0.7	0	0	0	0	0	9.27	5.4	4.69	
	No. of invalid days	0.0	Value valid	Y	Y	Y	Y	Y	Y	Y	Y	Y	Y	Y	Y	Y	Y	Y	Y	Y	Y	Y	Y	Y	Y	Y	Y	Y	Y	Y	Y	Y	Y	
	Sum of exceedances	0.0	Value exceeds ELV (Y/N)	N	N	N	N	N	N	N	N	N	N	N	N	N	N	N	N	N	N	N	N	N	N	N	N	N	N	N	N	N	N	

Signed..... Date.....
 (authorised to sign as representative of the Operator)

23rd - 27th Plant shutdown

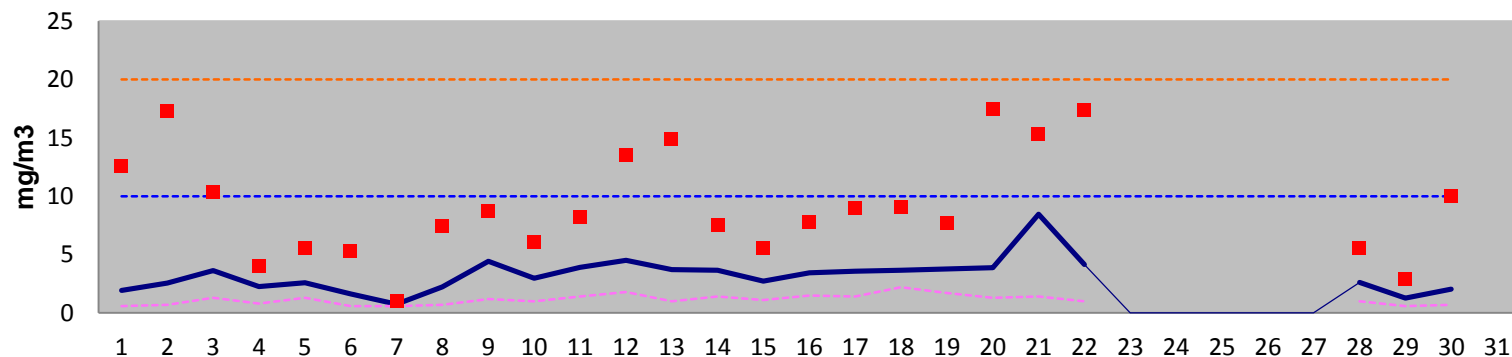
Permit Reference no: WP3836ZF
 Operator: Tradebe Healthcare National Limited
 Installation: Wrexham Clinical Waste Incinerator

Variation Reference Number: EPR/MP3239FQ/V002
 Form Number : Agency Form / A4/ Form Dated 20 October 2011

Reporting of Continuously Monitored Emissions to Air for VOC from Emission Point A1 for the month of September 2019

Daily and Half Hourly Average Monitoring Data

- Daily average ELV
- Half-hour average ELV
- Mean half hour average
- Maximum half hour average
- Minimum half hourly average
- Daily average



	Monthly summary		Date	1	2	3	4	5	6	7	8	9	10	11	12	13	14	15	16	17	18	19	20	21	22	23	24	25	26	27	28	29	30	
			Half-hour average ELV	20	20	20	20	20	20	20	20	20	20	20	20	20	20	20	20	20	20	20	20	20	20	20	20	20	20	20	20	20	20	
Half-hourly average	Monthly maximum	17.5	Maximum half hour average	12.6	17.3	10.3	4	5.5	5.3	1	7.4	8.7	6.1	8.2	13.5	14.9	7.5	5.6	7.8	9	9.1	7.7	17.5	15.3	17.4						5.5	2.9	10	
	Monthly mean	3.2	Mean half hour average	1.94	2.57	3.62	2.26	2.58	1.62	0.76	2.23	4.43	2.98	3.92	4.5	3.71	3.66	2.74	3.45	3.57	3.65	3.78	3.89	8.45	4.15						2.63	1.27	2.04	
	Monthly minimum	0.6	Minimum half hourly average	0.6	0.7	1.3	0.8	1.3	0.6	0.6	0.7	1.2	1	1.4	1.8	1	1.4	1.1	1.5	1.4	2.2	1.7	1.3	1.4	1						1	0.6	0.7	
	Total invalid results	0.0	No. of invalid results	0	0	0	0	0	0	0	0	0	0	0	0	0	0	0	0	0	0	0	0	0	0	0	0	0	0	0	0	0	0	0
	Sum of exceedances	0.0	No. of exceedances of ELV	0	0	0	0	0	0	0	0	0	0	0	0	0	0	0	0	0	0	0	0	0	0	0	0	0	0	0	0	0	0	0
Daily average			Daily average ELV	10	10	10	10	10	10	10	10	10	10	10	10	10	10	10	10	10	10	10	10	10	10	10	10	10	10	10	10	10	10	
	Monthly maximum	8.5	Daily average	1.94	2.57	3.62	2.26	2.58	1.62	0.76	2.23	4.43	2.98	3.92	4.5	3.71	3.66	2.74	3.45	3.57	3.65	3.78	3.89	8.45	4.15	0	0	0	0	0	2.63	1.27	2.04	
	No. of invalid days	0.0	Value valid	Y	Y	Y	Y	Y	Y	Y	Y	Y	Y	Y	Y	Y	Y	Y	Y	Y	Y	Y	Y	Y	Y	Y	Y	Y	Y	Y	Y	Y	Y	Y
	Sum of exceedances	0.0	Value exceeds ELV (Y/N)	N	N	N	N	N	N	N	N	N	N	N	N	N	N	N	N	N	N	N	N	N	N	N	N	N	N	N	N	N	N	N

Signed..... Date.....

(authorised to sign as representative of the Operator)

Permit Reference no: WP3836ZF

Operator: Tradebe Healthcare National Limited

Installation: Wrexham Clinical Waste Incinerator

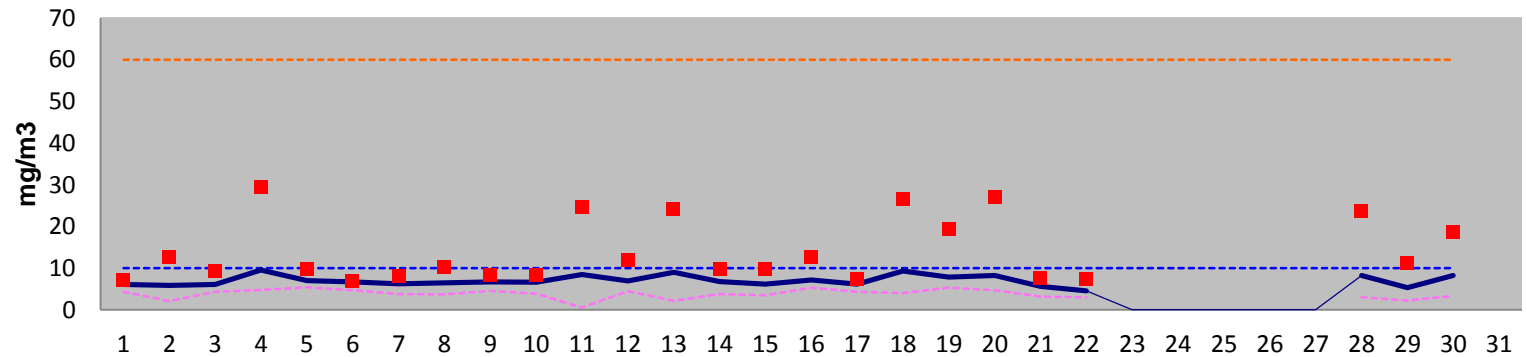
Variation Reference Number: EPR/MP3239FQ/V002

Form Number : Agency Form / A3/ Form Dated 20 October 2011

Reporting of Continuously Monitored Emissions to Air for Hydrogen Chloride from Emission Point A1 for the month of September 2019

Daily and Half Hourly Average Monitoring Data

- Daily average ELV
- Half-hour average ELV
- Mean half hour average
- Maximum half hour average
- Minimum half hourly average
- Daily average



Monthly summary			Date	1	2	3	4	5	6	7	8	9	10	11	12	13	14	15	16	17	18	19	20	21	22	23	24	25	26	27	28	29	30	
			Half-hour average ELV	60	60	60	60	60	60	60	60	60	60	60	60	60	60	60	60	60	60	60	60	60	60	60	60	60	60	60	60	60	60	
Half-hourly average	Monthly maximum	29.3	Maximum half hour average	7.2	12.6	9.3	29.3	9.7	6.8	8.1	10.4	8.4	8.2	24.6	11.8	24.2	9.7	9.8	12.7	7.4	26.6	19.4	27	7.7	7.3						23.6	11.2	18.6	
	Monthly mean	7.0	Mean half hour average	6.08	5.91	6.12	9.56	7	6.71	6.27	6.5	6.68	6.62	8.49	6.98	8.99	6.81	6.17	7.15	6.21	9.32	7.84	8.24	5.66	4.59						8.29	5.37	8.27	
	Monthly minimum	0.6	Minimum half hourly average	4.3	2.1	4.3	4.8	5.4	4.7	3.8	3.7	4.6	3.9	0.6	4.5	2.2	3.8	3.5	5.3	4.3	4	5.3	4.7	3.2	3						3	2.3	3.3	
	Total invalid results	0.0	No. of invalid results	0	0	0	0	0	0	0	0	0	0	0	0	0	0	0	0	0	0	0	0	0	0	0	0	0	0	0	0	0	0	
	Sum of exceedances	0.0	No. of exceedances of ELV	0	0	0	0	0	0	0	0	0	0	0	0	0	0	0	0	0	0	0	0	0	0	0	0	0	0	0	0	0	0	
Daily average			Daily average ELV	10	10	10	10	10	10	10	10	10	10	10	10	10	10	10	10	10	10	10	10	10	10	10	10	10	10	10	10	10	10	
	Monthly maximum	9.6	Daily average	6.08	5.91	6.12	9.56	7	6.71	6.27	6.5	6.68	6.62	8.49	6.98	8.99	6.81	6.17	7.15	6.21	9.32	7.84	8.24	5.66	4.59	0	0	0	0	0	8.29	5.37	8.27	
	No. of invalid days	0.0	Value valid	Y	Y	Y	Y	Y	Y	Y	Y	Y	Y	Y	Y	Y	Y	Y	Y	Y	Y	Y	Y	Y	Y	Y	Y	Y	Y	Y	Y	Y	Y	
	Sum of exceedances	0.0	Value exceeds ELV (Y/N)	N	N	N	N	N	N	N	N	N	N	N	N	N	N	N	N	N	N	N	N	N	N	N	N	N	N	N	N	N	N	

Signed..... Date.....

(authorised to sign as representative of the Operator)

Permit Reference no: WP3836ZF

Operator: Tradebe Healthcare National Limited
Installation: Wrexham Clinical Waste Incinerator

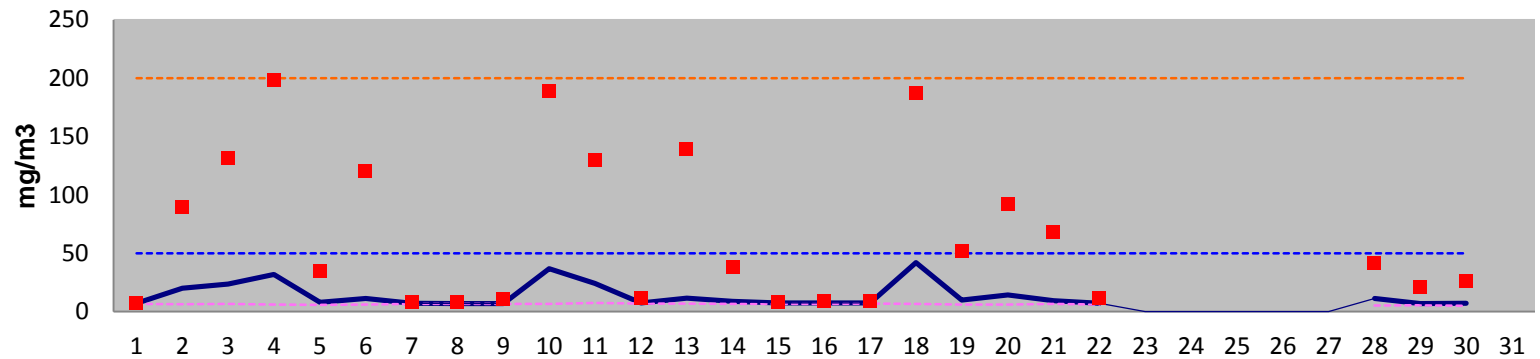
Variation Reference Number: EPR/MP3239FQ/V002

Form Number : Agency Form / A6/ Form Dated 20 October 2011

Reporting of Continuously Monitored Emissions to Air for Sulphur Dioxide from Emission Point A1 for the month of September 2019

Daily and Half Hourly Average Monitoring Data

- Daily average ELV
- Half-hour average ELV
- Mean half hour average
- Maximum half hour average
- Minimum half hourly average
- Daily average



Monthly summary			Date	1	2	3	4	5	6	7	8	9	10	11	12	13	14	15	16	17	18	19	20	21	22	23	24	25	26	27	28	29	30	
			Half-hour average ELV	200	200	200	200	200	200	200	200	200	200	200	200	200	200	200	200	200	200	200	200	200	200	200	200	200	200	200	200	200	200	
Half-hourly average	Monthly maximum	198.6	Maximum half hour average	7.8	89.6	132	199	35.1	121	8.5	8	10.8	189	130	11.4	139	38.5	8.5	8.9	8.8	187	52	92.4	68.2	11.2						41.5	20.7	25.7	
	Monthly mean	13.8	Mean half hour average	7.3	20.3	23.6	31.9	8.14	11.3	7.24	7.06	7.09	37	24.3	7.64	11.6	8.97	7.42	7.61	7.49	42	10.1	14.4	9.58	7.31						11.4	6.87	7.24	
	Monthly minimum	5.2	Minimum half hourly average	6.7	6.5	6.7	6.2	6	6.2	6.7	6.6	6.6	6.8	7.4	6.9	7	6.8	6.8	6.8	6.9	6.6	6.2	6.1	6.8	6.2						5.4	5.7	5.2	
	Total invalid results	0.0	No. of invalid results	0	0	0	0	0	0	0	0	0	0	0	0	0	0	0	0	0	0	0	0	0	0	0	0	0	0	0	0	0	0	
	Sum of exceedances	0.0	No. of exceedances of ELV	0	0	0	0	0	0	0	0	0	0	0	0	0	0	0	0	0	0	0	0	0	0	0	0	0	0	0	0	0	0	
Daily average			Daily average ELV	50	50	50	50	50	50	50	50	50	50	50	50	50	50	50	50	50	50	50	50	50	50	50	50	50	50	50	50	50	50	
	Monthly maximum	42.0	Daily average	7.3	20.3	23.6	31.9	8.14	11.3	7.24	7.06	7.09	37	24.3	7.64	11.6	8.97	7.42	7.61	7.49	42	10.1	14.4	9.58	7.31	0	0	0	0	0	11.4	6.87	7.24	
	No. of invalid days	0.0	Value valid	Y	Y	Y	Y	Y	Y	Y	Y	Y			Y	Y	Y	Y	Y	Y	Y	Y	Y	Y	Y	Y	Y	Y	Y	Y	Y	Y	Y	
	Sum of exceedances	0.0	Value exceeds ELV (Y/N)	N	N	N	N	N	N	N	N	N	N	N	N	N	N	N	N	N	N	N	N	N	N	N	N	N	N	N	N	N	N	

Signed..... Date.....

(authorised to sign as representative of the Operator)

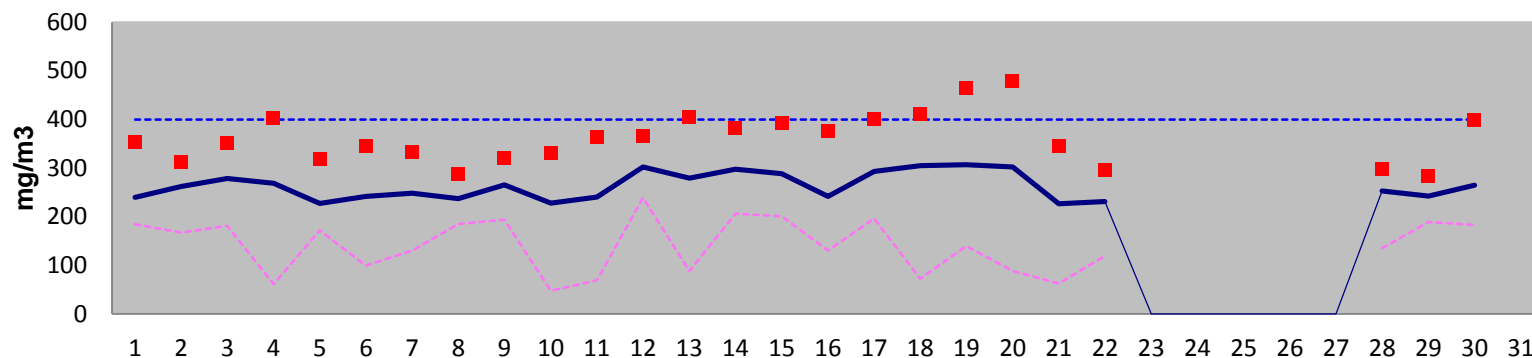
Permit Reference no: WP3836ZF
 Operator: Tradebe Healthcare National Limited
 Installation: Wrexham Clinical Waste Incinerator

Variation Reference Number: EPR/MP3239FQ/V002
 Form Number : Agency Form / A7/ Form Dated 20 October 2011

Reporting of Continuously Monitored Emissions to Air for Oxides of Nitrogen from Emission Point A1 for the month of September 2019

Daily and Half Hourly Average Monitoring Data

- Daily average ELV
- Half-hour average ELV
- Mean half hour average
- Maximum half hour average
- Minimum half hourly average
- Daily average



Monthly summary			Date	1	2	3	4	5	6	7	8	9	10	11	12	13	14	15	16	17	18	19	20	21	22	23	24	25	26	27	28	29	30	
			Half-hour average ELV																															
Half-hourly average	Monthly maximum	478.2	Maximum half hour average	353	313.3	351	403	319	345	333	288	320	332	363	366	404	383	393	377	402	410	465	478	346	296						297	283	398	
	Monthly mean	262.9	Mean half hour average	240	262.24	278	269	227	242	248	237	265	228	240	303	279	298	288	242	293	305	307	303	227	231						253	242	265	
	Monthly minimum	47.9	Minimum half hourly average	185	167.7	181	61.7	172	99.9	131	185	194	47.9	69.5	239	88.8	207	201	130	196	72.7	140	88.2	63.1	120						135	189	183	
	Total invalid results	0.0	No. of invalid results	0	0	0	0	0	0	0	0	0	0	0	0	0	0	0	0	0	0	0	0	0	0	0	0	0	0	0	0	0	0	
	Sum of exceedances	0.0	No. of exceedances of ELV	0	0	0	0	0	0	0	0	0	0	0	0	0	0	0	0	0	0	0	0	0	0	0	0	0	0	0	0	0	0	
Daily average			Daily average ELV	400	400	400	400	400	400	400	400	400	400	400	400	400	400	400	400	400	400	400	400	400	400	400	400	400	400	400	400	400	400	
	Monthly maximum	307.1	Daily average	240	262.24	278	269	227	242	248	237	265	228	240	303	279	298	288	242	293	305	307	303	227	231	0	0	0	0	0	253	242	265	
	No. of invalid days	0.0	Value valid	Y	Y	Y	Y	Y	Y	Y	Y	Y	Y	Y	Y	Y	Y	Y	Y	Y	Y	Y	Y	Y	Y	Y	Y	Y	Y	Y	Y	Y	Y	
	Sum of exceedances	0.0	Value exceeds ELV (Y/N)	N	N	N	N	N	N	N	N	N	N	N	N	N	N	N	N	N	N	N	N	N	N	N	N	N	N	N	N	N	N	

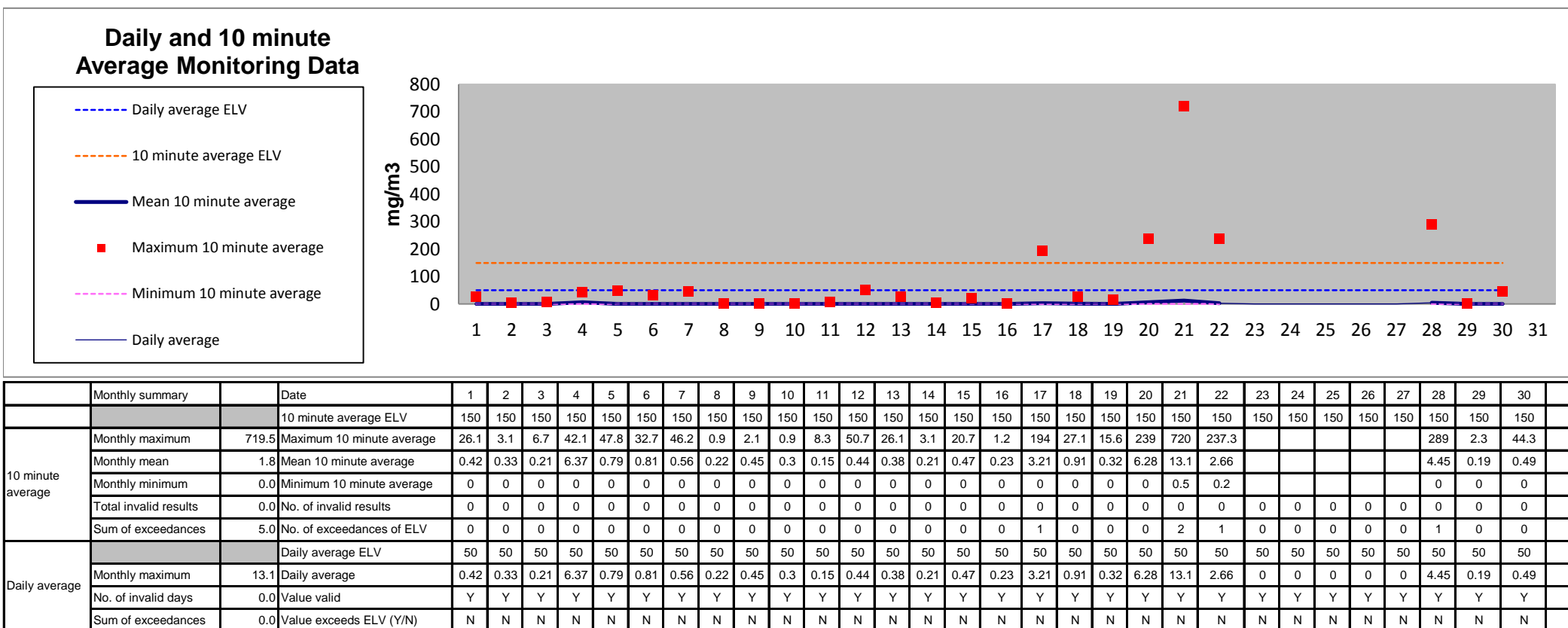
Signed..... Date.....

(authorised to sign as representative of the Operator)

Permit Reference no: WP3836ZF
 Operator: Tradebe Healthcare National Limited
 Installation: Wrexham Clinical Waste Incinerator

Variation Reference Number: EPR/MP3239FQ/V002
 Form Number : Agency Form / A5/ Form Dated 20 October 2011

Reporting of Continuously Monitored Emissions to Air for Carbon Monoxide from Emission Point A1 for the month of September 2019



Signed..... Date.....

(authorised to sign as representative of the Operator)

