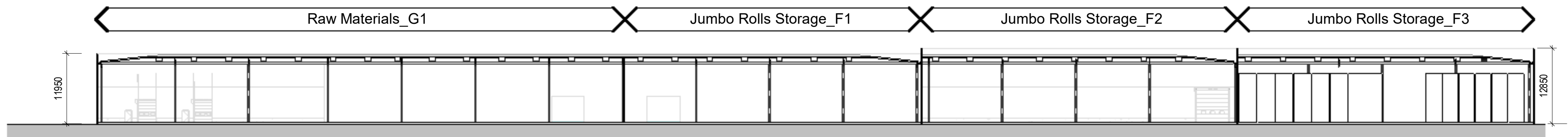
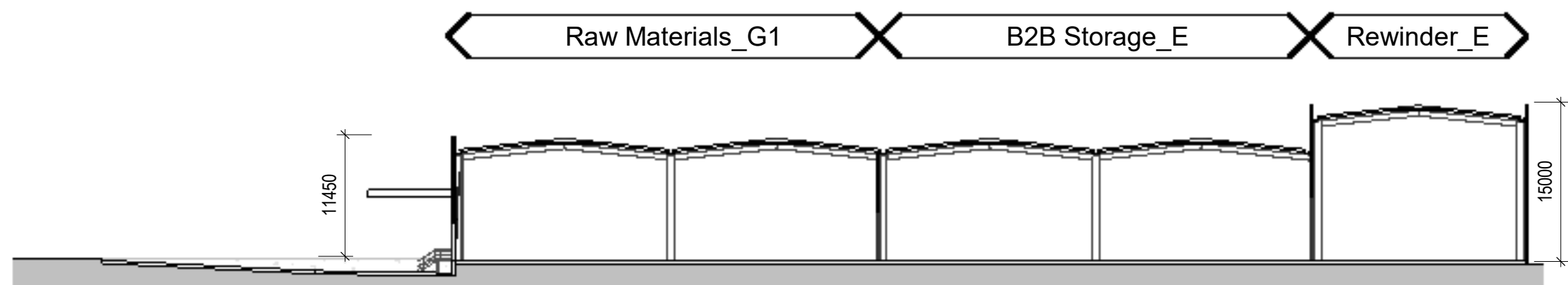


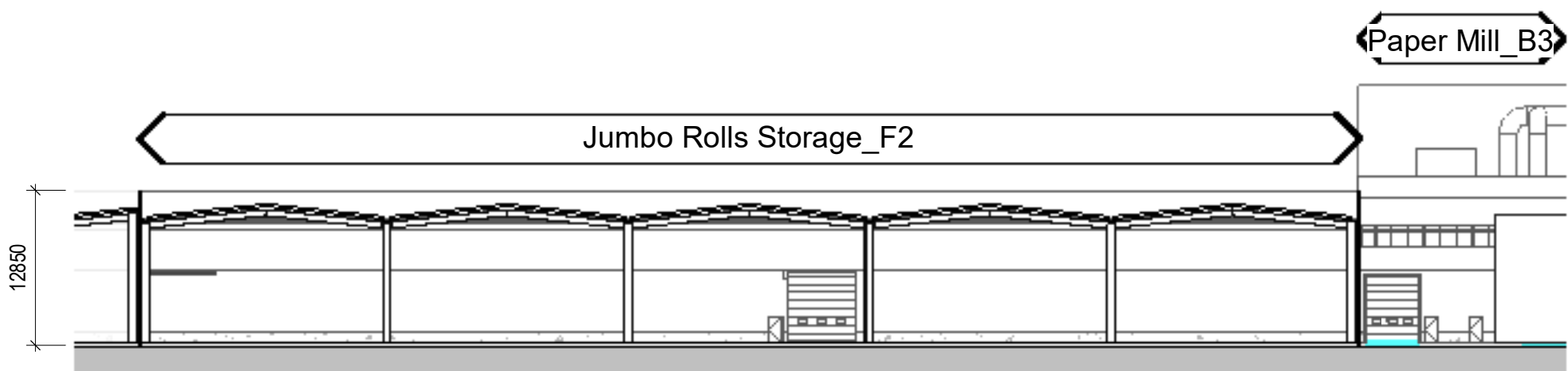
A Zone 2 Section A
Scale @ 1 : 500



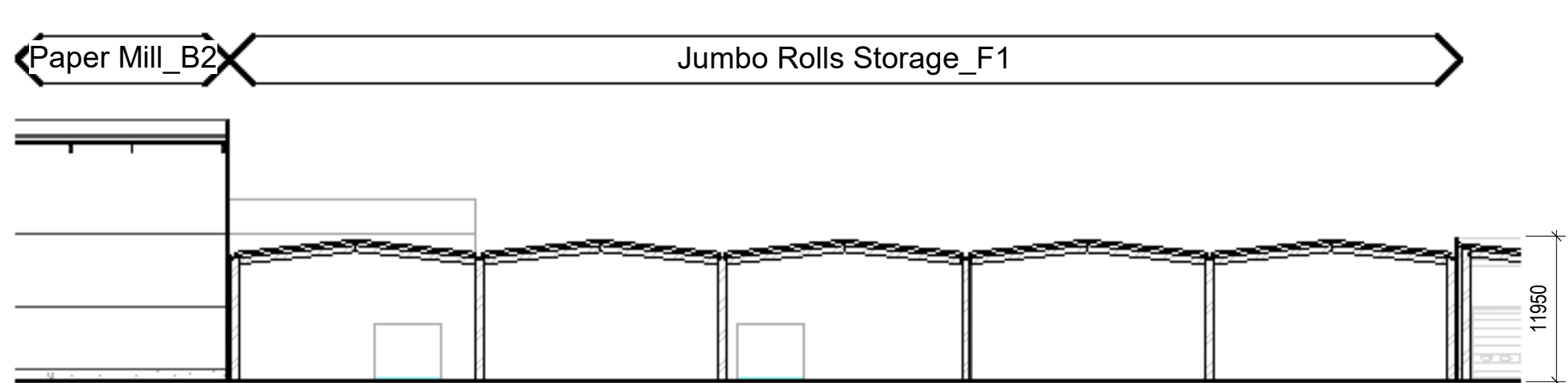
B Zone 2 Section B
Scale @ 1 : 500



C Zone 2 Section C
Scale @ 1 : 500



D Zone 2 Section D
Scale @ 1 : 500



E Zone 2 Section E
Scale @ 1 : 500

Scale Bars		TO BE USED ONLY AS GUIDANCE				
1:100	mm	0	1000	2000	3000	5000
1:200	mm	0	500	1000	1500	2500
1:500	M	0	5	10	15	25
1:1250	M	0	10	30	50	70

NOTES

- All dimensions and levels are to be checked on site.
- Any discrepancies are to be reported to the architect before any work commences
- This drawing shall not be scaled to ascertain any dimensions. Work to figured dimensions only.
- This drawing shall not be reproduced without express written permission from AEW.
- Title overlay drawings and ownership boundaries are produced using all reasonable endeavors. AEW cannot be responsible for the accuracy or scale discrepancy of base plans supplied to them.
- All works are to be undertaken in accordance with Building Regulations and the latest British Standards.
- All proprietary materials and products are to be used strictly in accordance with the manufacturers recommendations.

This drawing contains the following model files: -

12500-AEW-B1-XX-M3-A-0001

CDM 2015

Client notified of duties: **YES**

Principal Designer: **ICT**

Unless noted below, all known hazards have been highlighted on the drawing.

P03	20/09/21	ISSUED FOR APPROVAL	MB	DOH
P02	27/08/21	Updated to Clients Comments	dp	DOH
P01	20/08/21	Initial drawing issue	MB	DOH
Rev	Date	Description	Drawn by	Checked By

Status	Purpose of Issue
S2	For Approval

drawing stage **Stage 3**

client

ICT

project

**ICT Paper Mill
Deeside**

drawing title

**Process Zone 2 - Proposed GA
Sections**

date	08/02/21	drawn	MB
scale @ A1	1 : 500	checked	DOH

Rev
P03

Dwg No
12500-AEW-B1-XX-DR-A-0572

aew architects
0161 214 4370
www.aewarchitects.com
Aew