

Permit Number: **EPR/DP3137EG**

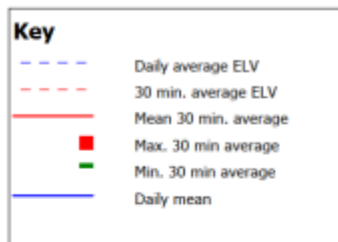
Operator: **Margam Green Energy Limited**

Facility: **Margam Green Energy Plant**

Form Number : **Air 1**

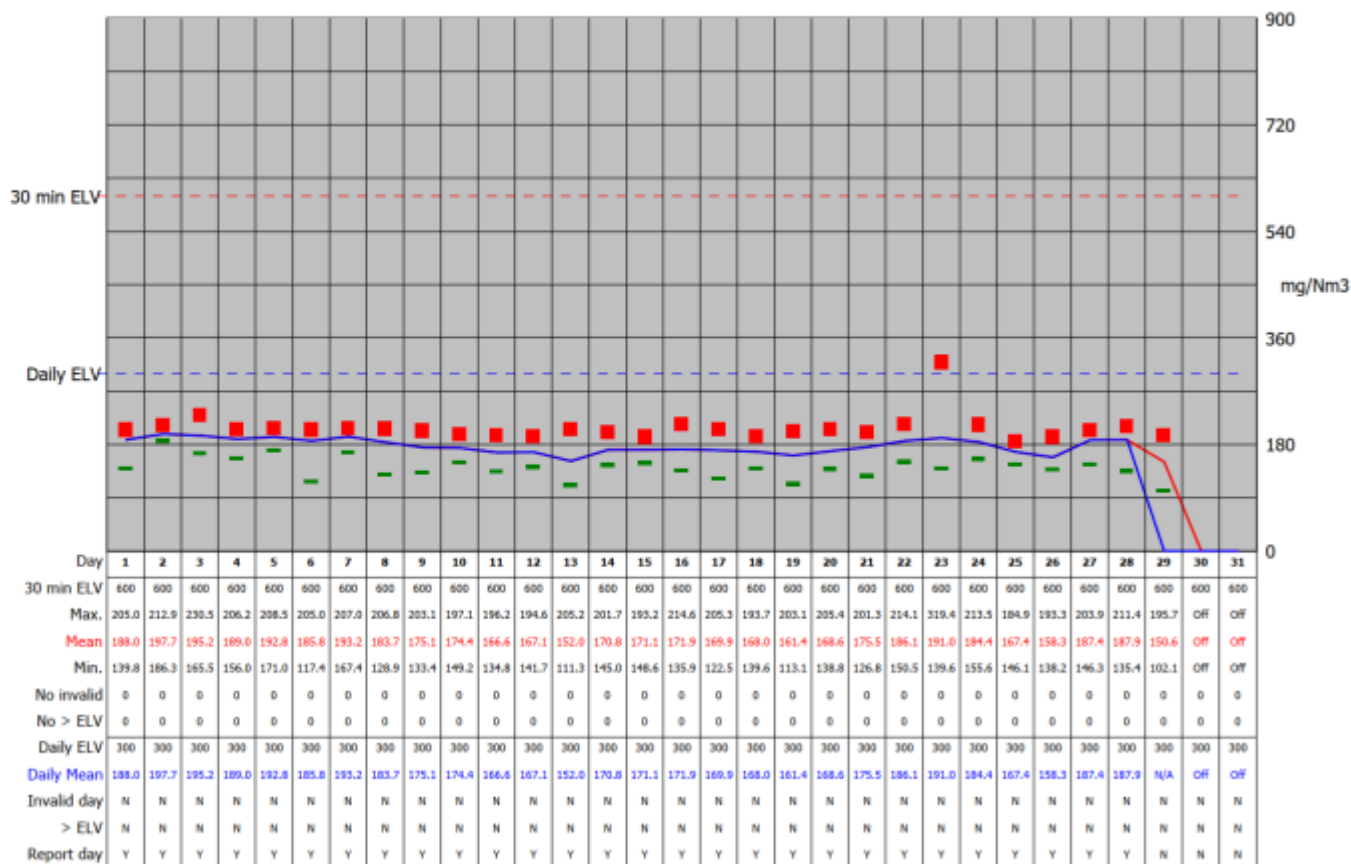
Date: **01/03/2022-31/03/2022**

### Reporting of Continuously Monitored Emissions to Air for NO<sub>x</sub>, Emission Point Report for March, 2022




95th Percentile = 202.4  
No. of valid averages = 1375

Month summary	
<b>30 min ELV</b>	
Monthly max.	319.4
Monthly mean	177.1
Monthly min.	102.1
Total invalid	0
Sum > ELV	0
<b>Daily ELV</b>	
Monthly max	197.7
No. invalid days	0
No. > ELV	0
No. report days	28



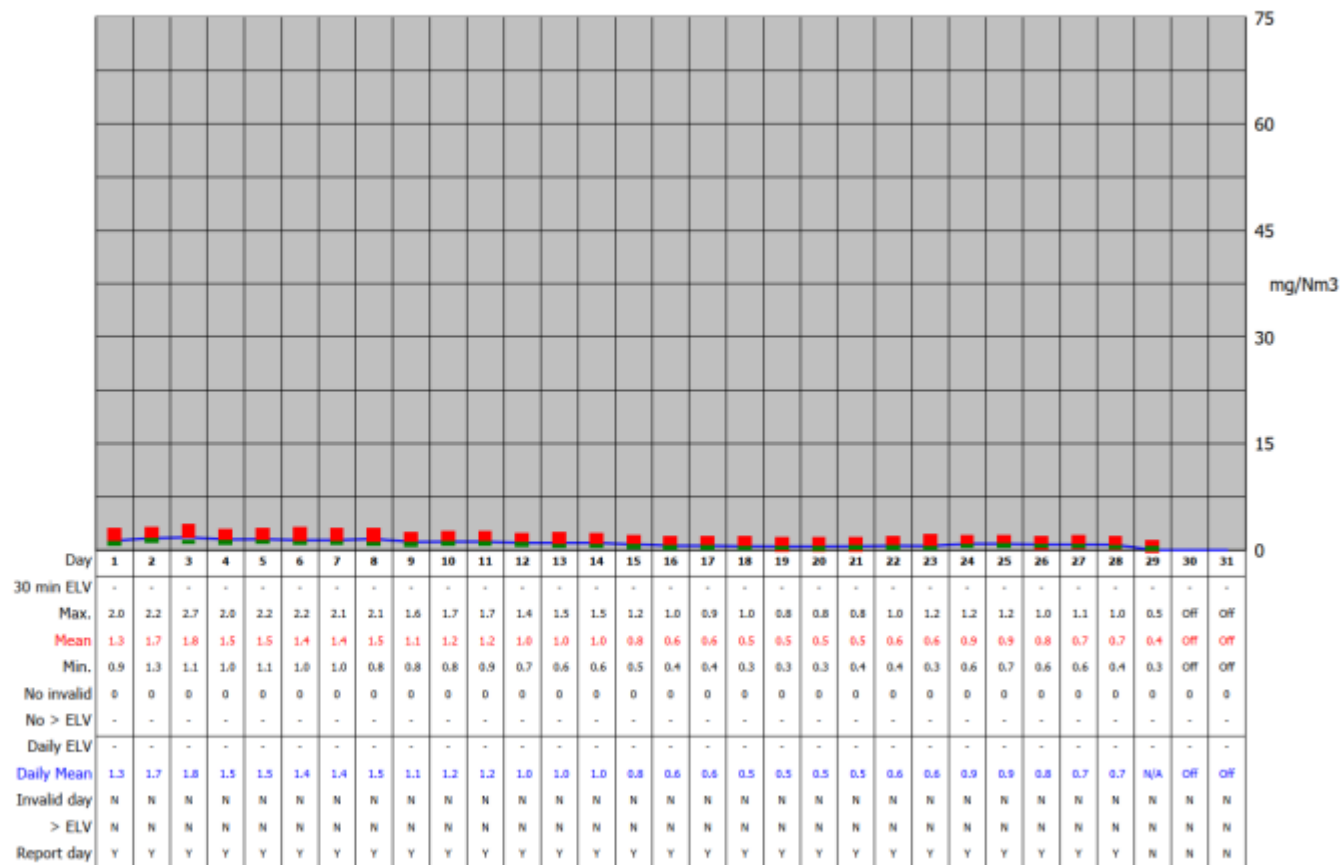
Signed .....Paul Fitzsimmons..... Date.....28/04/2024.....  
(authorised to sign as representative of **Margam Green Energy Limited**)

Permit Number: **EPR/DP3137EG**Operator: **Margam Green Energy Limited**Facility: **Margam Green Energy Plant**Form Number : **Air 1**Date: **01/03/2022-31/03/2022****Reporting of Continuously Monitored Emissions to Air for NH<sub>3</sub>, Emission Point Report for March, 2022**

95th Percentile = 1.8

No. of valid averages = 1375

<b>Month summary</b>	
<b>30 min ELV</b>	
Monthly max.	2.7
Monthly mean	1.0
Monthly min.	0.3
Total invalid	0
Sum > ELV	0
<b>Daily ELV</b>	
Monthly max	1.8
No. invalid days	0
No. > ELV	0
No. report days	28



Signed .....Paul Fitzsimmons.....

Date.....28/04/2024.....

(authorised to sign as representative of **Margam Green Energy Limited**)

Permit Number: **EPR/DP3137EG**

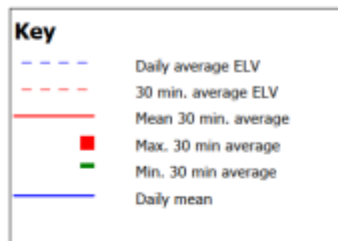
Operator: **Margam Green Energy Limited**

Facility: **Margam Green Energy Plant**

Form Number : **Air 1**

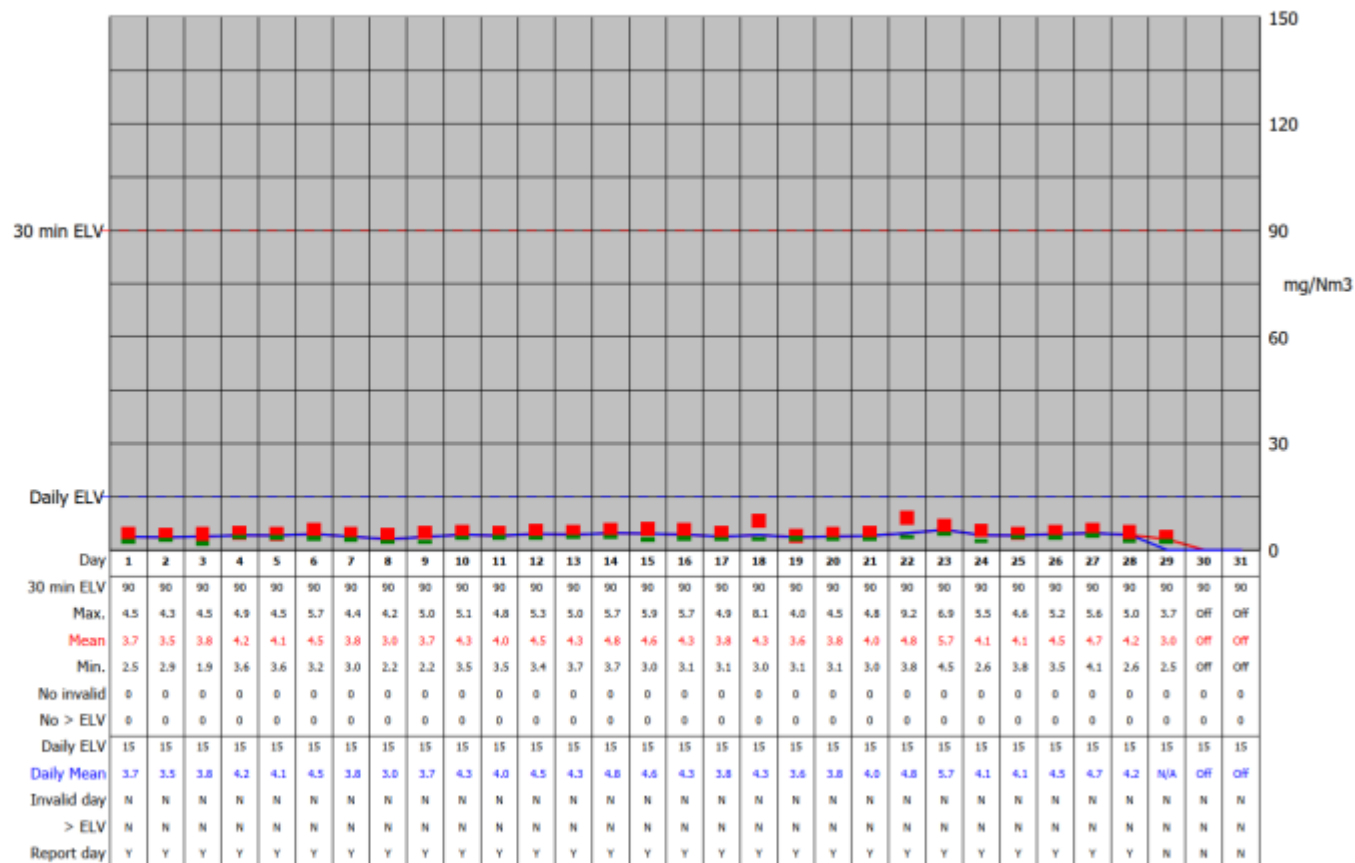
Date: **01/03/2022-31/03/2022**

### Reporting of Continuously Monitored Emissions to Air for HCl, Emission Point Report for March, 2022



95th Percentile = 5.4  
No. of valid averages = 1375

Month summary	
30 min ELV	
Monthly max.	9.2
Monthly mean	4.1
Monthly min.	1.9
Total invalid	0
Sum > ELV	0
Daily ELV	
Monthly max	5.7
No. invalid days	0
No. > ELV	0
No. report days	28



Signed .....Paul Fitzsimmons..... Date.....28/04/2024.....  
(authorised to sign as representative of **Margam Green Energy Limited**)

Permit Number: **EPR/DP3137EG**

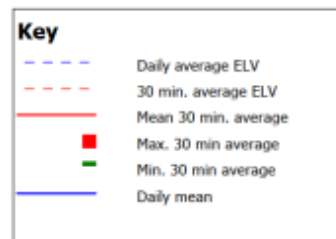
Operator: **Margam Green Energy Limited**

Facility: **Margam Green Energy Plant**

Form Number : **Air 1**

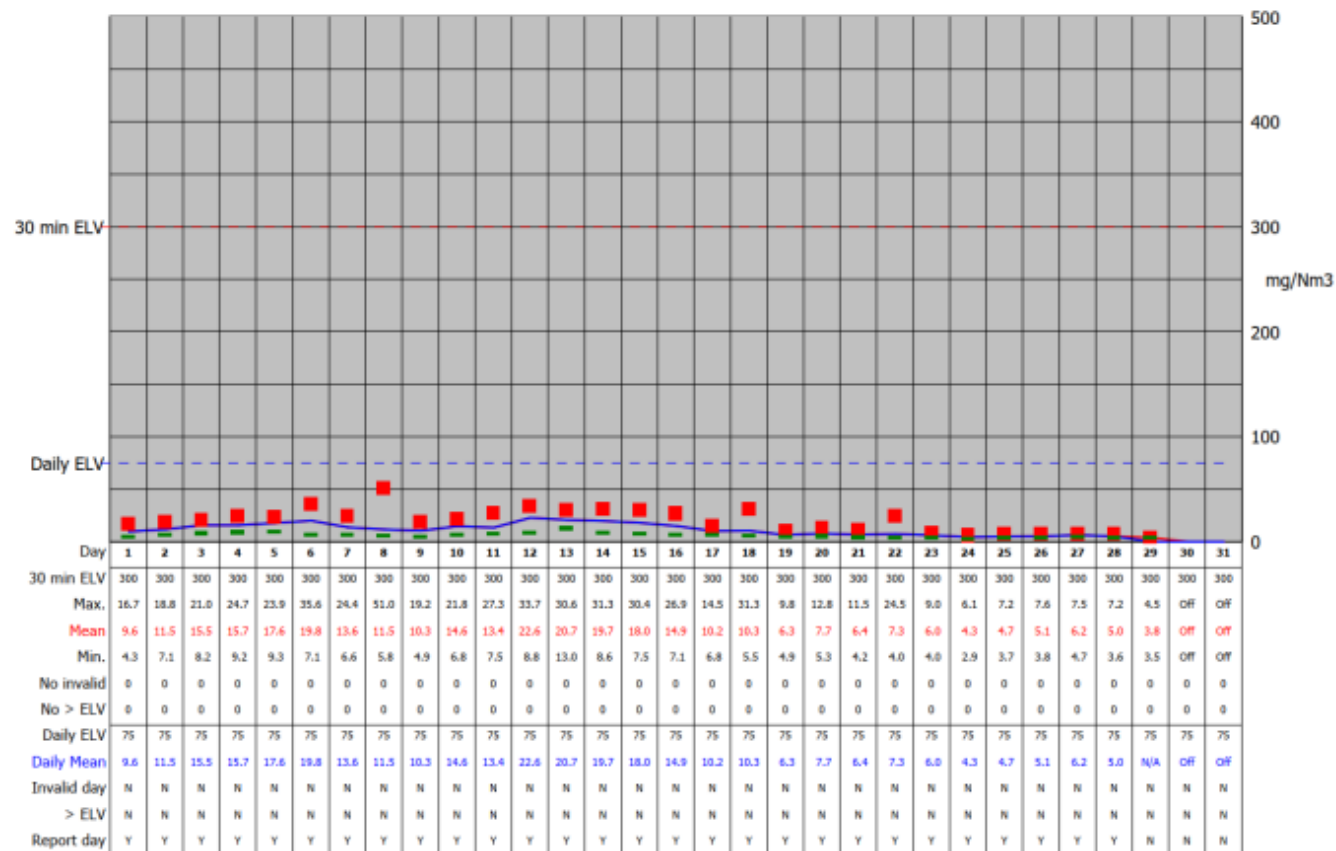
Date: **01/03/2022-31/03/2022**

### Reporting of Continuously Monitored Emissions to Air for SO<sub>2</sub>, Emission Point Report for March, 2022



95th Percentile = 24.0  
No. of valid averages = 1375

Month summary		
30 min ELV		
Monthly max.	51.0	
Monthly mean	11.5	
Monthly min.	2.9	
Total invalid	0	
Sum > ELV	0	
Daily ELV		
Monthly max	22.6	
No. invalid days	0	
No. > ELV	0	
No. report days	28	



Signed .....Paul Fitzsimmons.....

Date.....28/04/2024.....

(authorised to sign as representative of **Margam Green Energy Limited**)

Permit Number: **EPR/DP3137EG**

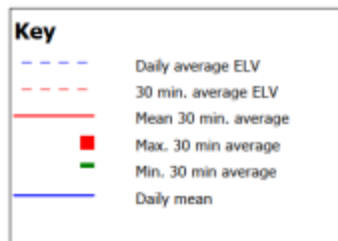
Operator: **Margam Green Energy Limited**

Facility: **Margam Green Energy Plant**

Form Number : **Air 1**

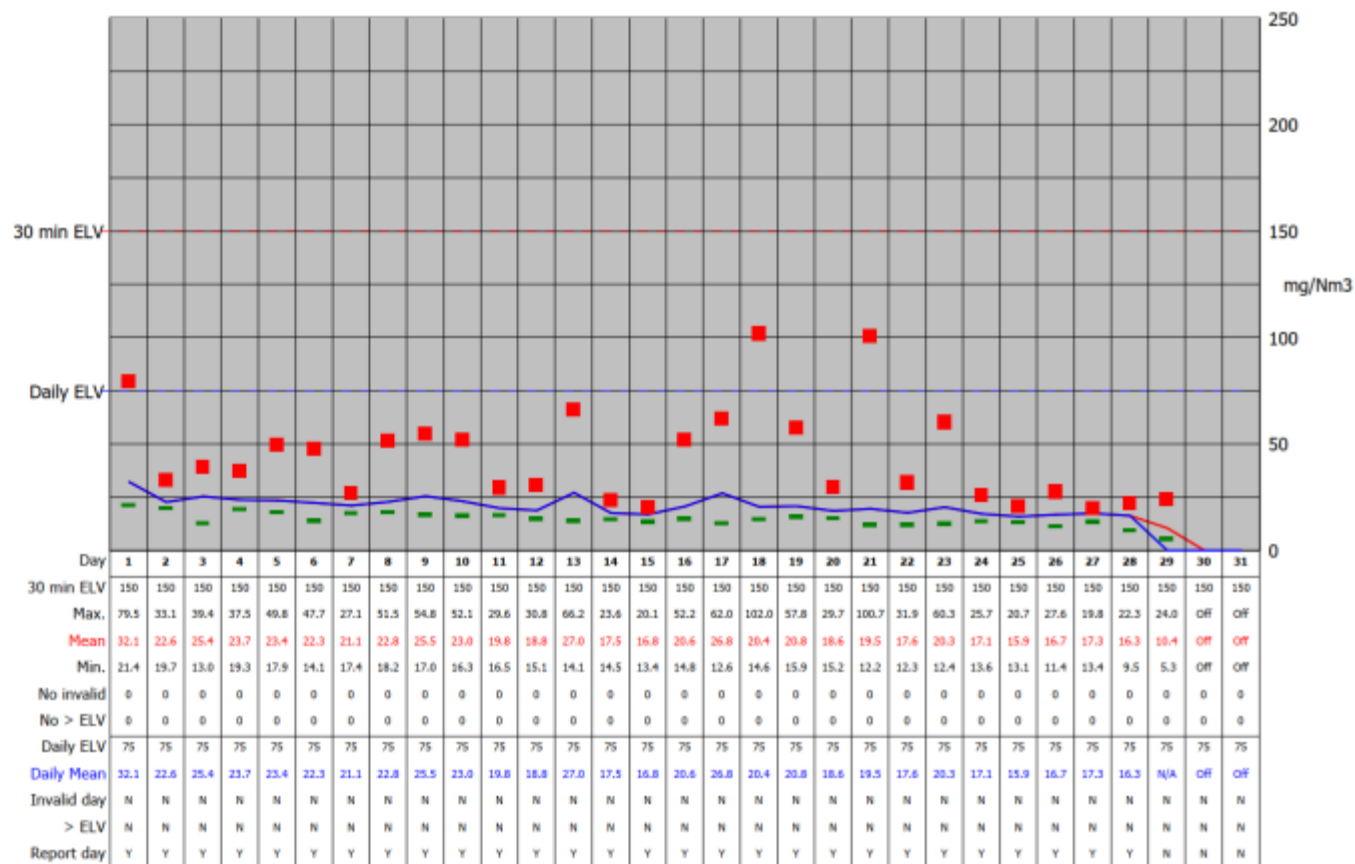
Date: **01/03/2022-31/03/2022**

### Reporting of Continuously Monitored Emissions to Air for CO, Emission Point Report for March, 2022



95th Percentile = 32.7  
No. of valid averages = 1375

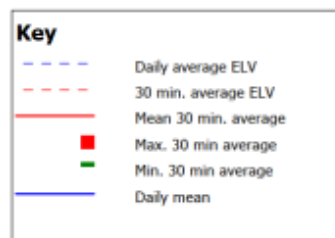
Month summary	
30 min ELV	
Monthly max.	102.0
Monthly mean	20.8
Monthly min.	5.3
Total invalid	0
Sum > ELV	0
Daily ELV	
Monthly max	32.1
No. invalid days	0
No. > ELV	0
No. report days	28



Signed .....Paul Fitzsimmons.....

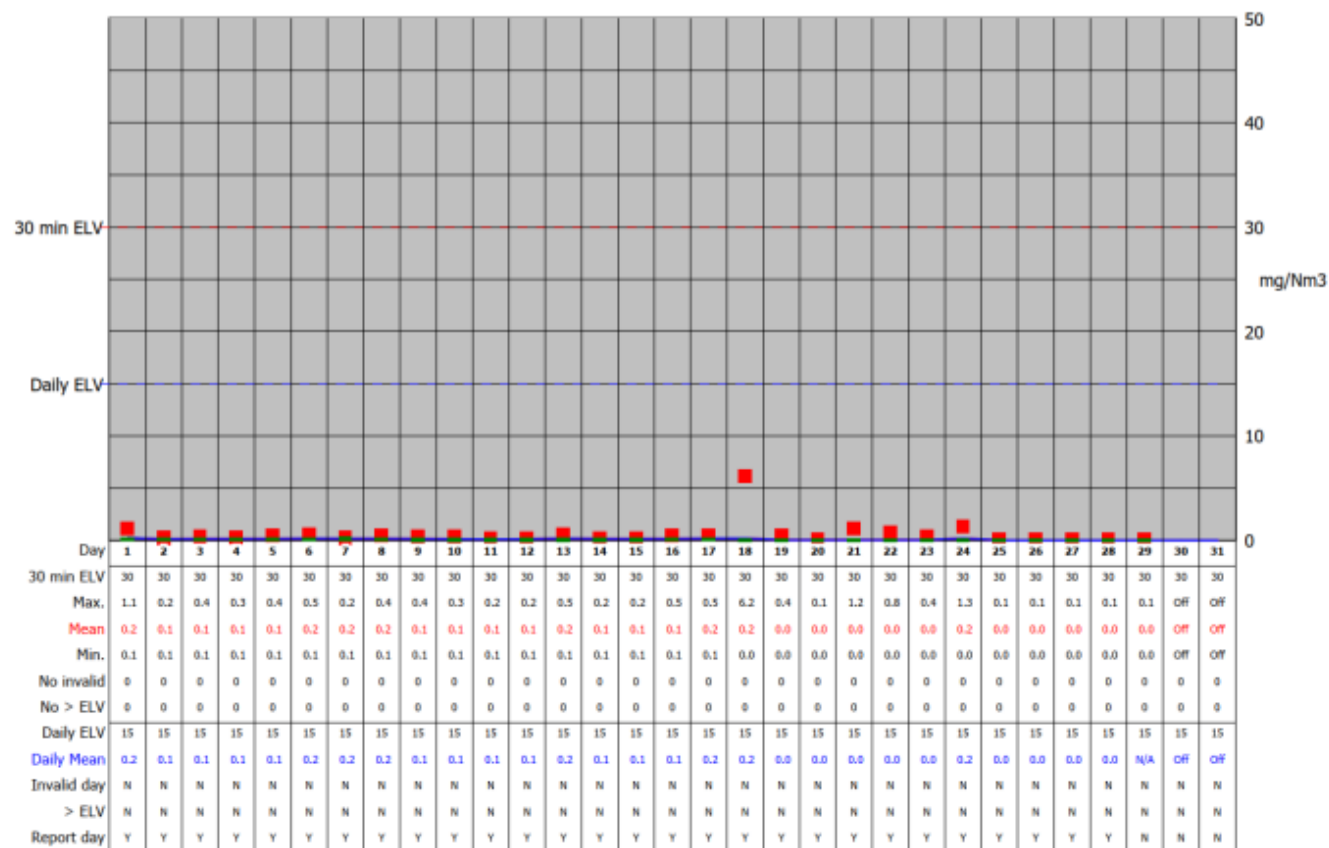
Date.....28/04/2024.....

(authorised to sign as representative of **Margam Green Energy Limited**)

Permit Number: **EPR/DP3137EG**Operator: **Margam Green Energy Limited**Facility: **Margam Green Energy Plant**Form Number : **Air 1**Date: **01/03/2022-31/03/2022****Reporting of Continuously Monitored Emissions to Air for TOC, Emission Point Report for March, 2022**

95th Percentile = 0.2  
No. of valid averages = 1375

Month summary	
<b>30 min ELV</b>	
Monthly max.	6.2
Monthly mean	0.1
Monthly min.	0.0
Total invalid	0
Sum > ELV	0
<b>Daily ELV</b>	
Monthly max	0.2
No. invalid days	0
No. > ELV	0
No. report days	28



Signed .....Paul Fitzsimmons.....

Date.....28/04/2024.....

(authorised to sign as representative of **Margam Green Energy Limited**)

Permit Number: **EPR/DP3137EG**

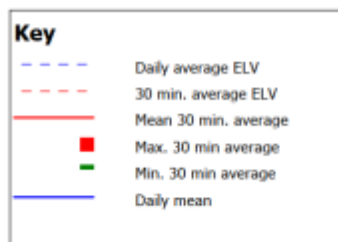
Operator: **Margam Green Energy Limited**

Facility: **Margam Green Energy Plant**

Form Number : **Air 1**

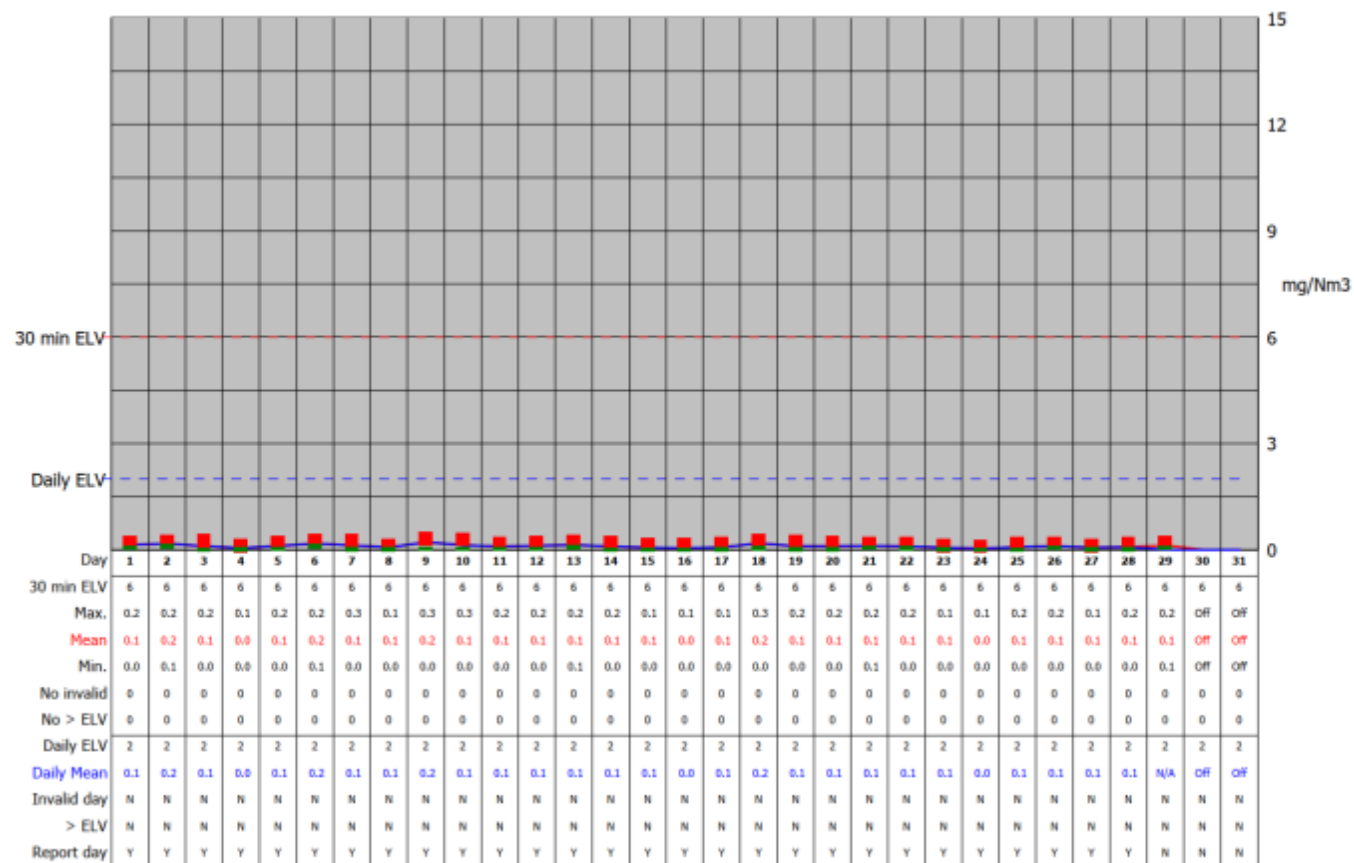
Date: **01/03/2022-31/03/2022**

### Reporting of Continuously Monitored Emissions to Air for HF, Emission Point Report for March, 2022



95th Percentile = 0.2  
No. of valid averages = 1375

Month summary	
30 min ELV	
Monthly max.	0.3
Monthly mean	0.1
Monthly min.	0.0
Total invalid	0
Sum > ELV	0
Daily ELV	
Monthly max	0.2
No. invalid days	0
No. > ELV	0
No. report days	28



Signed .....Paul Fitzsimmons.....

Date.....28/04/2024.....

(authorised to sign as representative of **Margam Green Energy Limited**)

Permit Number: **EPR/DP3137EG**

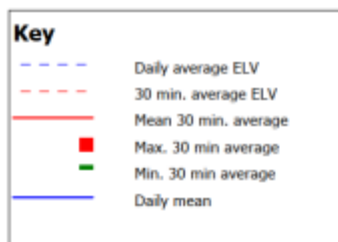
Operator: **Margam Green Energy Limited**

Facility: **Margam Green Energy Plant**

Form Number : **Air 1**

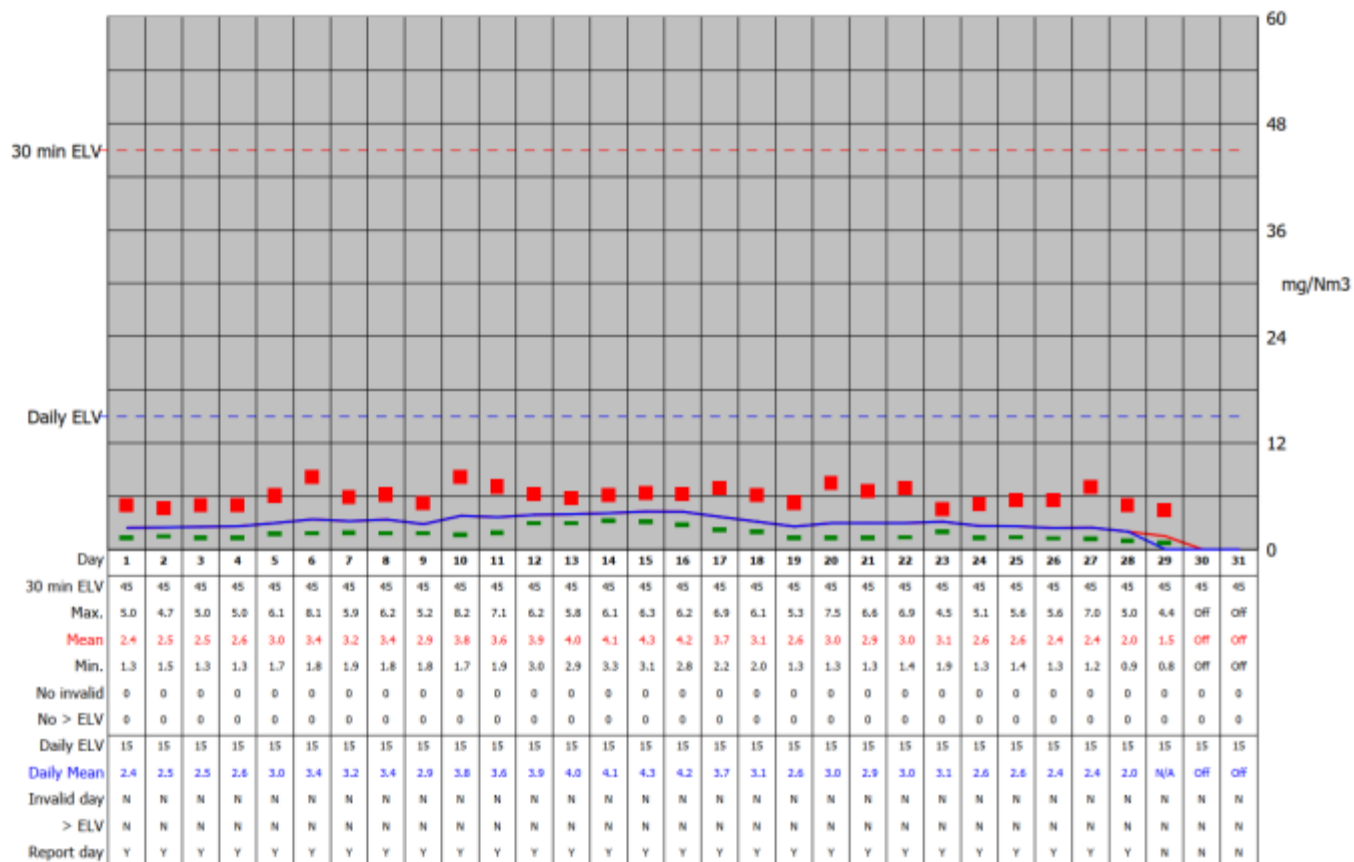
Date: **01/03/2022-31/03/2022**

### Reporting of Continuously Monitored Emissions to Air for Dust, Emission Point Report for March, 2022



95th Percentile = 5.0  
No. of valid averages = 1375

Month summary	
<b>30 min ELV</b>	
Monthly max.	8.2
Monthly mean	3.1
Monthly min.	0.8
Total invalid	0
Sum > ELV	0
<b>Daily ELV</b>	
Monthly max	4.3
No. invalid days	0
No. > ELV	0
No. report days	28



Signed .....Paul Fitzsimmons.....

Date.....28/04/2024.....

(authorised to sign as representative of **Margam Green Energy Limited**)



Permit Number: **EPR/DP3137EG**

Operator: **Margam Green Energy Limited**

Facility: **Margam Green Energy Plant**

Form Number : **Air 1**

Date: **01/03/2022-31/03/2022**