

Permit Number: **EPR/DP3137EG**

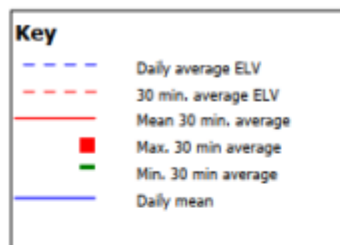
Operator: **Margam Green Energy Limited**

Facility: **Margam Green Energy Plant**

Form Number : **Air 1**

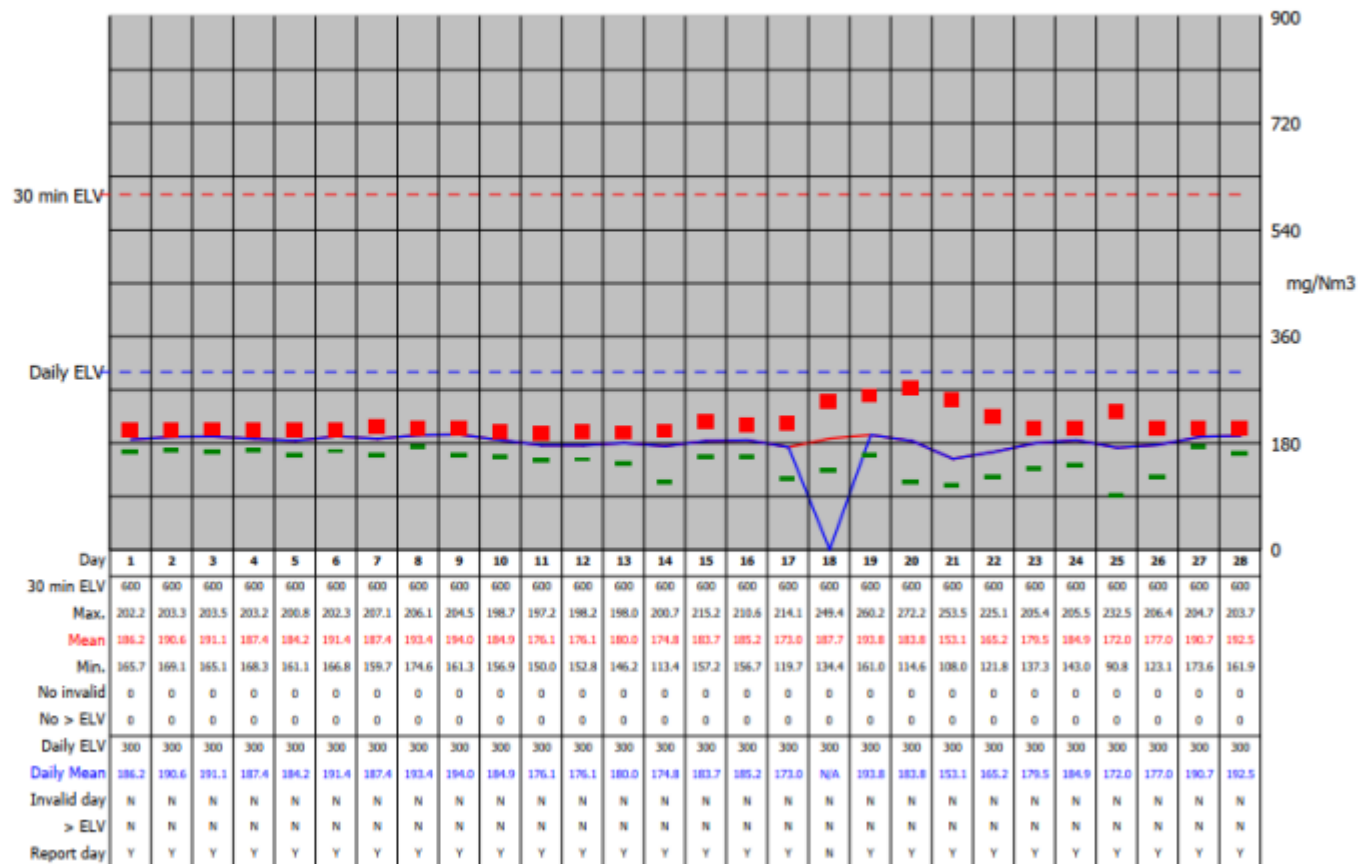
Date: **01/02/2022-28/02/2022**

Reporting of Continuously Monitored Emissions to Air for NO_x, Emission Point Report for February, 2022



95th Percentile = 203.0
No. of valid averages = 1333

Month summary	
30 min ELV	
Monthly max.	272.2
Monthly mean	182.8
Monthly min.	90.8
Total invalid	0
Sum > ELV	0
Daily ELV	
Monthly max	194.0
No. invalid days	0
No. > ELV	0
No. report days	27



SignedPaul Fitzsimmons.....

Date.....28/04/2024.....

(authorised to sign as representative of **Margam Green Energy Limited**)

Permit Number: **EPR/DP3137EG**


Operator: **Margam Green Energy Limited**

Facility: **Margam Green Energy Plant**

Form Number : **Air 1**

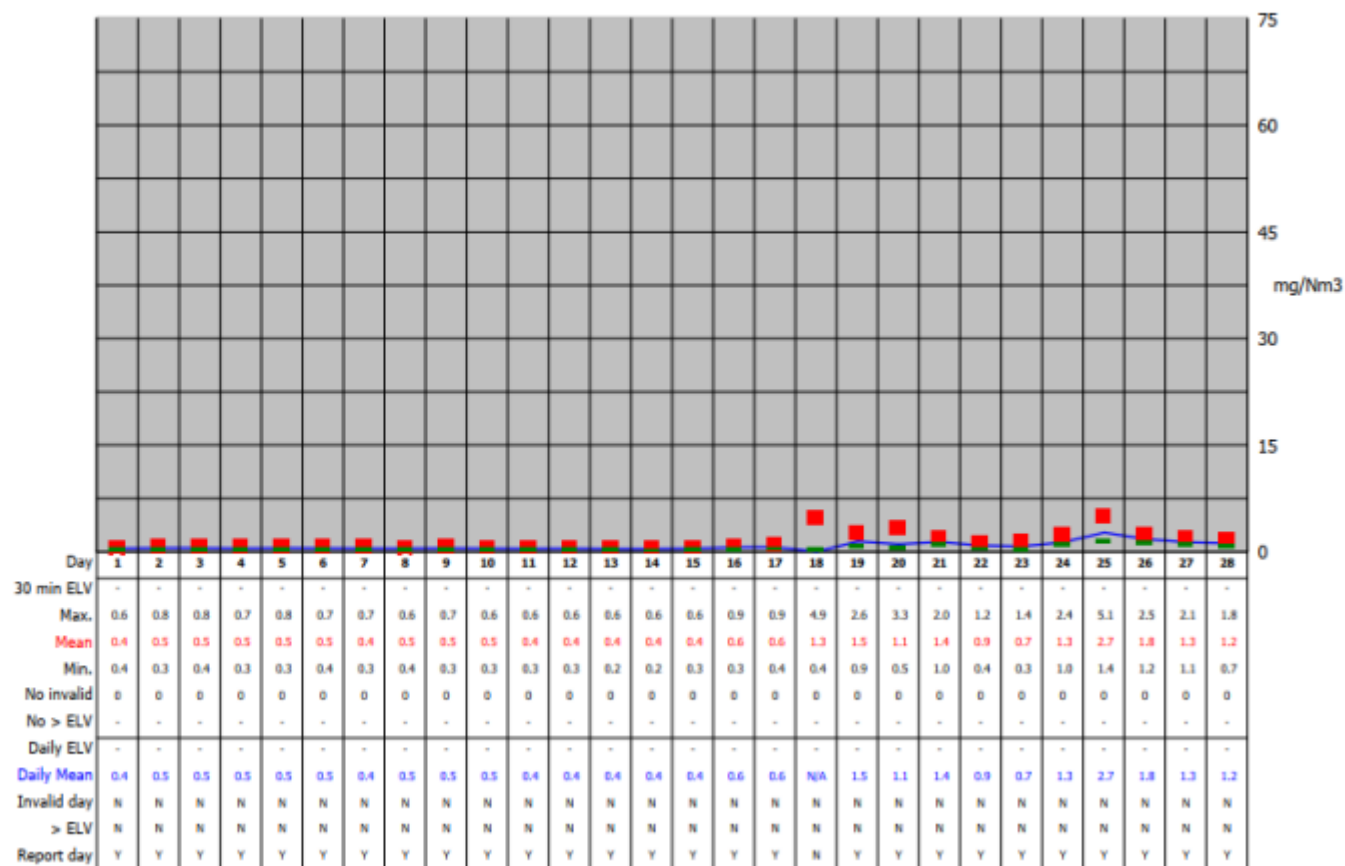
Date: **01/02/2022-28/02/2022**

Reporting of Continuously Monitored Emissions to Air for NH₃ , Emission Point Report for February, 2022



95th Percentile = 2.1
No. of valid averages = 1333

Month summary	
30 min ELV	
Monthly max.	5.1
Monthly mean	0.8
Monthly min.	0.2
Total invalid	0
Sum > ELV	0
Daily ELV	
Monthly max	2.7
No. invalid days	0
No. > ELV	0
No. report days	27



SignedPaul Fitzsimmons.....

Date.....28/04/2024.....

(authorised to sign as representative of **Margam Green Energy Limited**)

Permit Number: **EPR/DP3137EG**

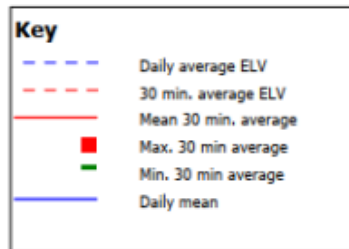
Operator: **Margam Green Energy Limited**

Facility: **Margam Green Energy Plant**

Form Number : **Air 1**

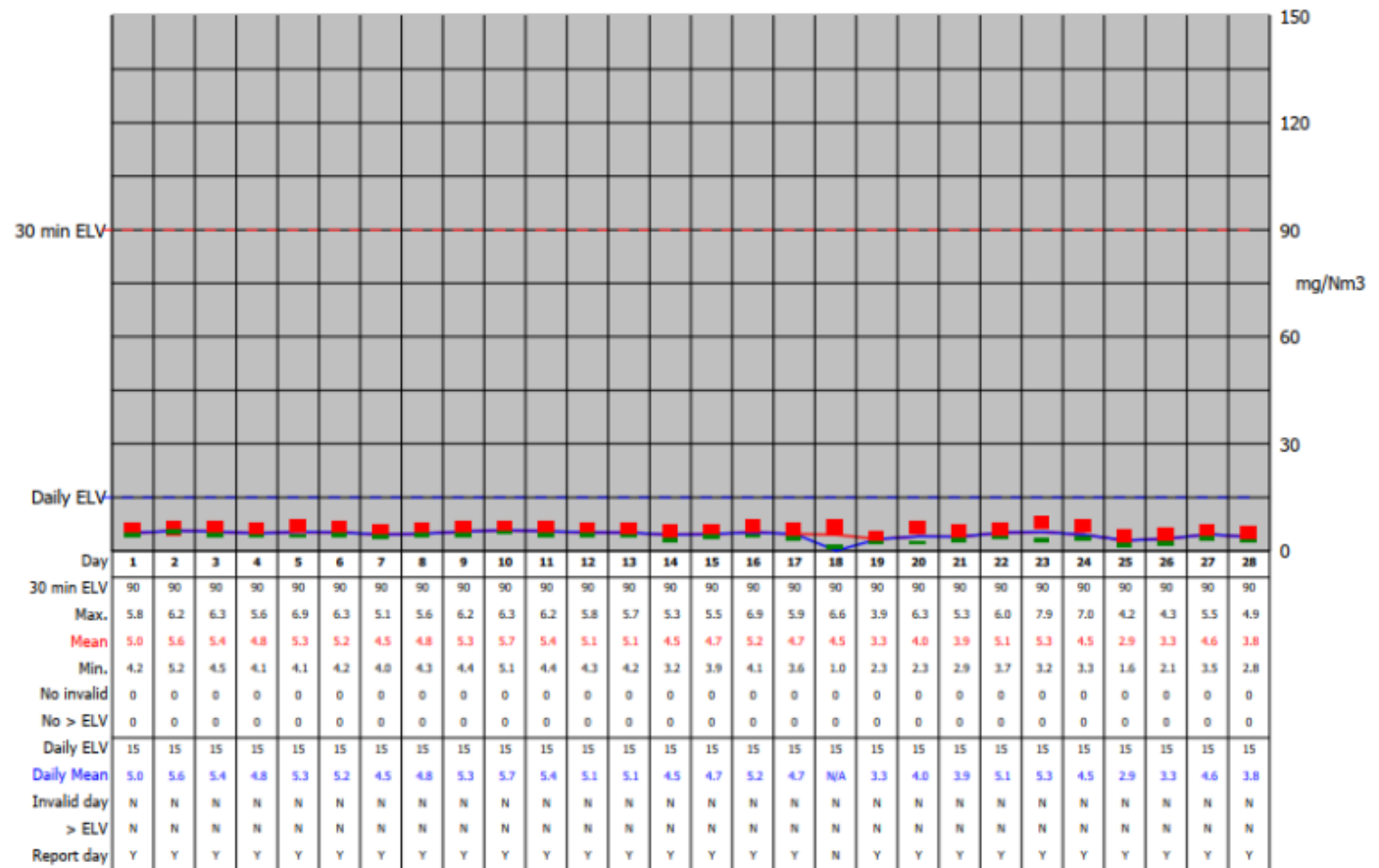
Date: **01/02/2022-28/02/2022**

Reporting of Continuously Monitored Emissions to Air for HCl, Emission Point Report for February, 2022



95th Percentile = 6.0
No. of valid averages = 1333

Month summary	
30 min ELV	
Monthly max.	7.9
Monthly mean	4.7
Monthly min.	1.0
Total invalid	0
Sum > ELV	0
Daily ELV	
Monthly max	5.7
No. invalid days	0
No. > ELV	0
No. report days	27



SignedPaul Fitzsimmons.....

Date.....28/04/2024.....

(authorised to sign as representative of **Margam Green Energy Limited**)

Permit Number: **EPR/DP3137EG**

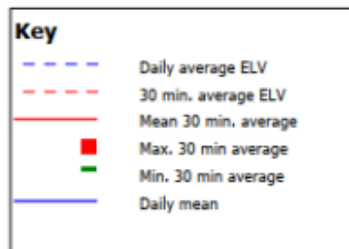
Operator: **Margam Green Energy Limited**

Facility: **Margam Green Energy Plant**

Form Number : **Air 1**

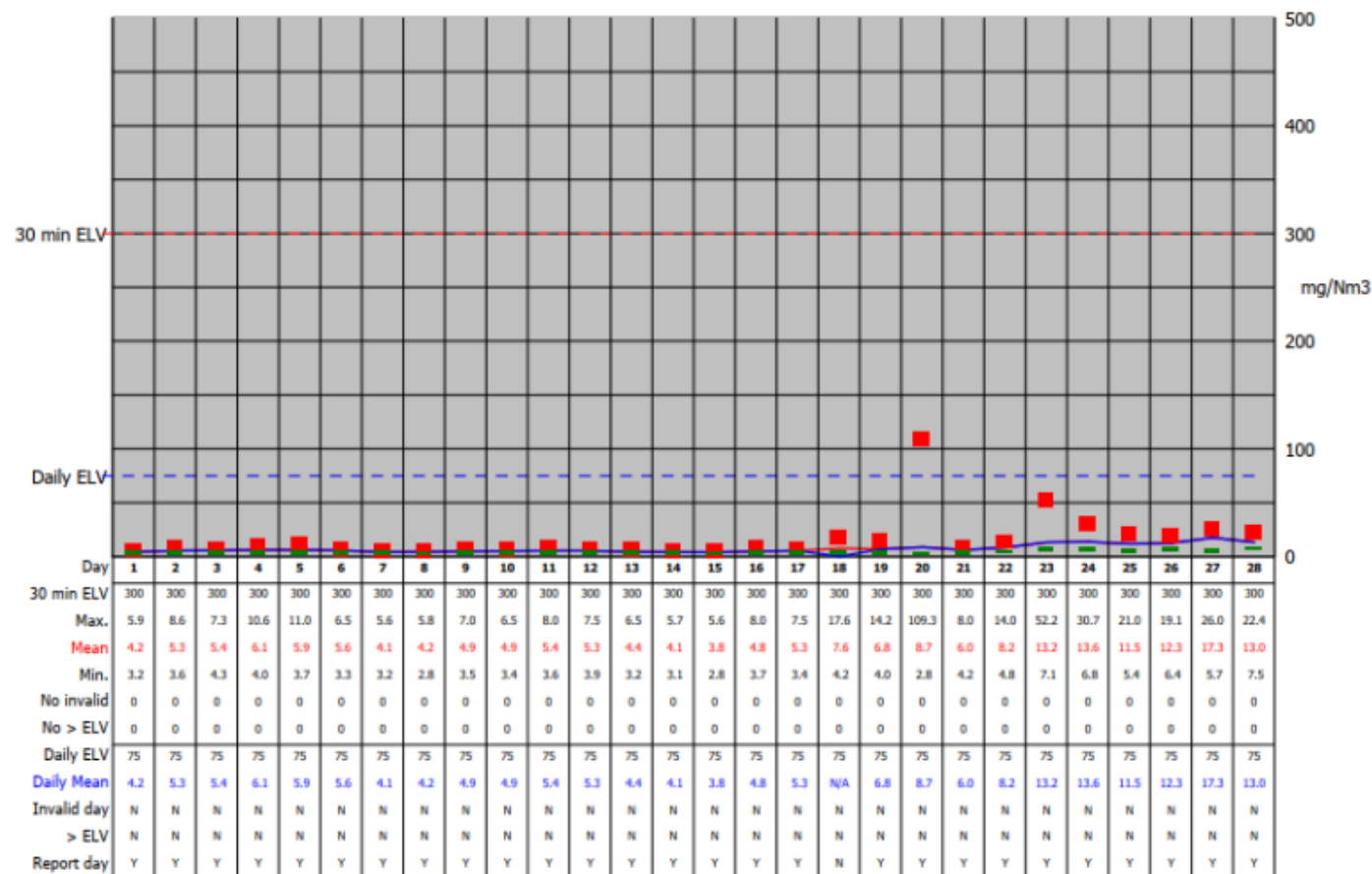
Date: **01/02/2022-28/02/2022**

Reporting of Continuously Monitored Emissions to Air for SO₂, Emission Point Report for February, 2022



95th Percentile = 16.4
No. of valid averages = 1333

Month summary	
30 min ELV	
Monthly max.	109.3
Monthly mean	7.2
Monthly min.	2.8
Total invalid	0
Sum > ELV	0
Daily ELV	
Monthly max	17.3
No. invalid days	0
No. > ELV	0
No. report days	27



SignedPaul Fitzsimmons.....

Date.....28/04/2024.....

(authorised to sign as representative of **Margam Green Energy Limited**)

Permit Number: **EPR/DP3137EG**

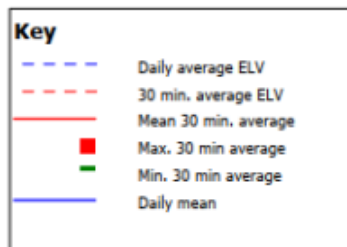
Operator: **Margam Green Energy Limited**

Facility: **Margam Green Energy Plant**

Form Number : **Air 1**

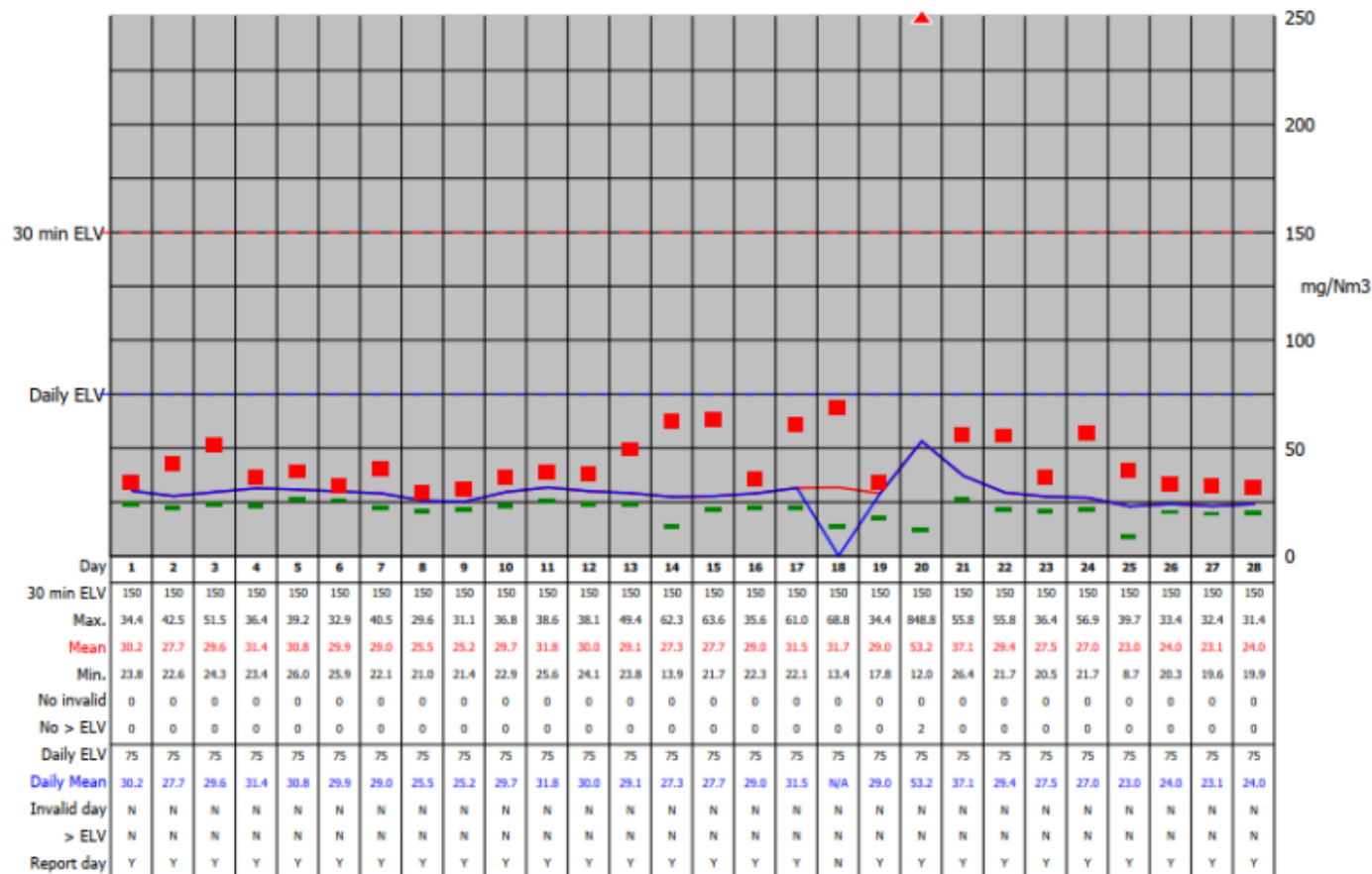
Date: **01/02/2022-28/02/2022**

Reporting of Continuously Monitored Emissions to Air for CO, Emission Point Report for February, 2022



95th Percentile = 36.6
No. of valid averages = 1333

Month summary	
30 min ELV	
Monthly max.	848.8
Monthly mean	29.4
Monthly min.	8.7
Total invalid	0
Sum > ELV	2
Daily ELV	
Monthly max	53.2
No. invalid days	0
No. > ELV	0
No. report days	27



SignedPaul Fitzsimmons..... Date.....28/04/2024.....
(authorised to sign as representative of **Margam Green Energy Limited**)

Permit Number: **EPR/DP3137EG**

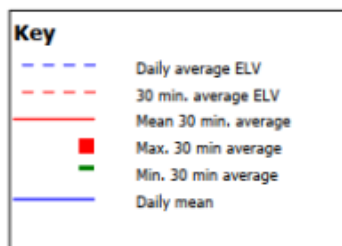
Operator: **Margam Green Energy Limited**

Facility: **Margam Green Energy Plant**

Form Number : **Air 1**

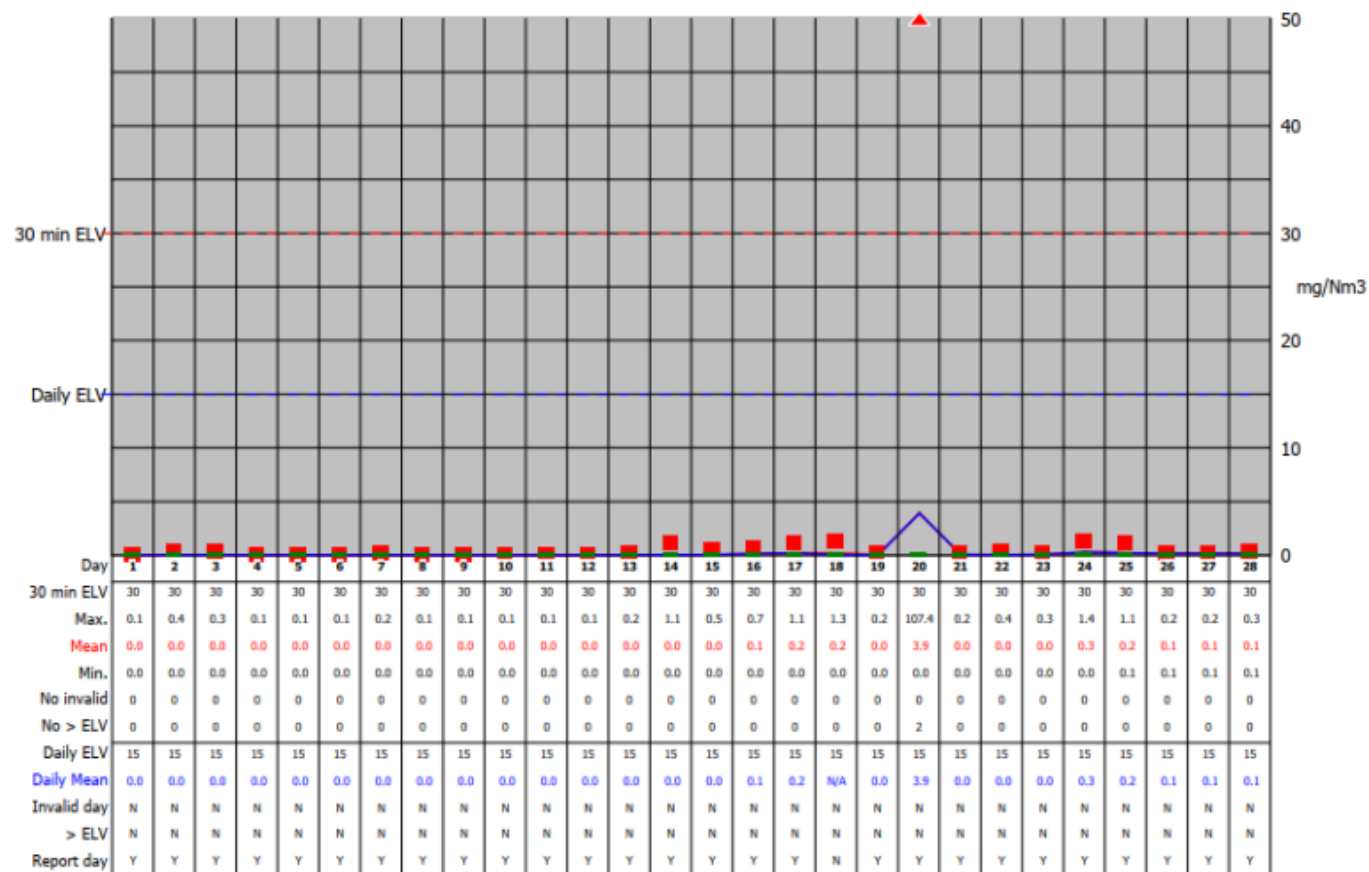
Date: **01/02/2022-28/02/2022**

Reporting of Continuously Monitored Emissions to Air for TOC, Emission Point Report for February, 2022



95th Percentile = 0.3
No. of valid averages = 1333

Month summary	
30 min ELV	
Monthly max.	107.4
Monthly mean	0.2
Monthly min.	0.0
Total invalid	0
Sum > ELV	2
Daily ELV	
Monthly max	3.9
No. invalid days	0
No. > ELV	0
No. report days	27



SignedPaul Fitzsimmons.....

Date.....28/04/2024.....

(authorised to sign as representative of **Margam Green Energy Limited**)

Permit Number: **EPR/DP3137EG**

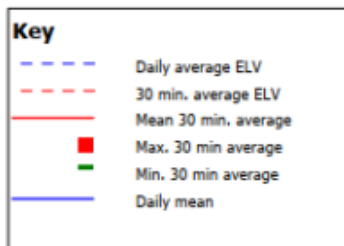
Operator: **Margam Green Energy Limited**

Facility: **Margam Green Energy Plant**

Form Number : **Air 1**

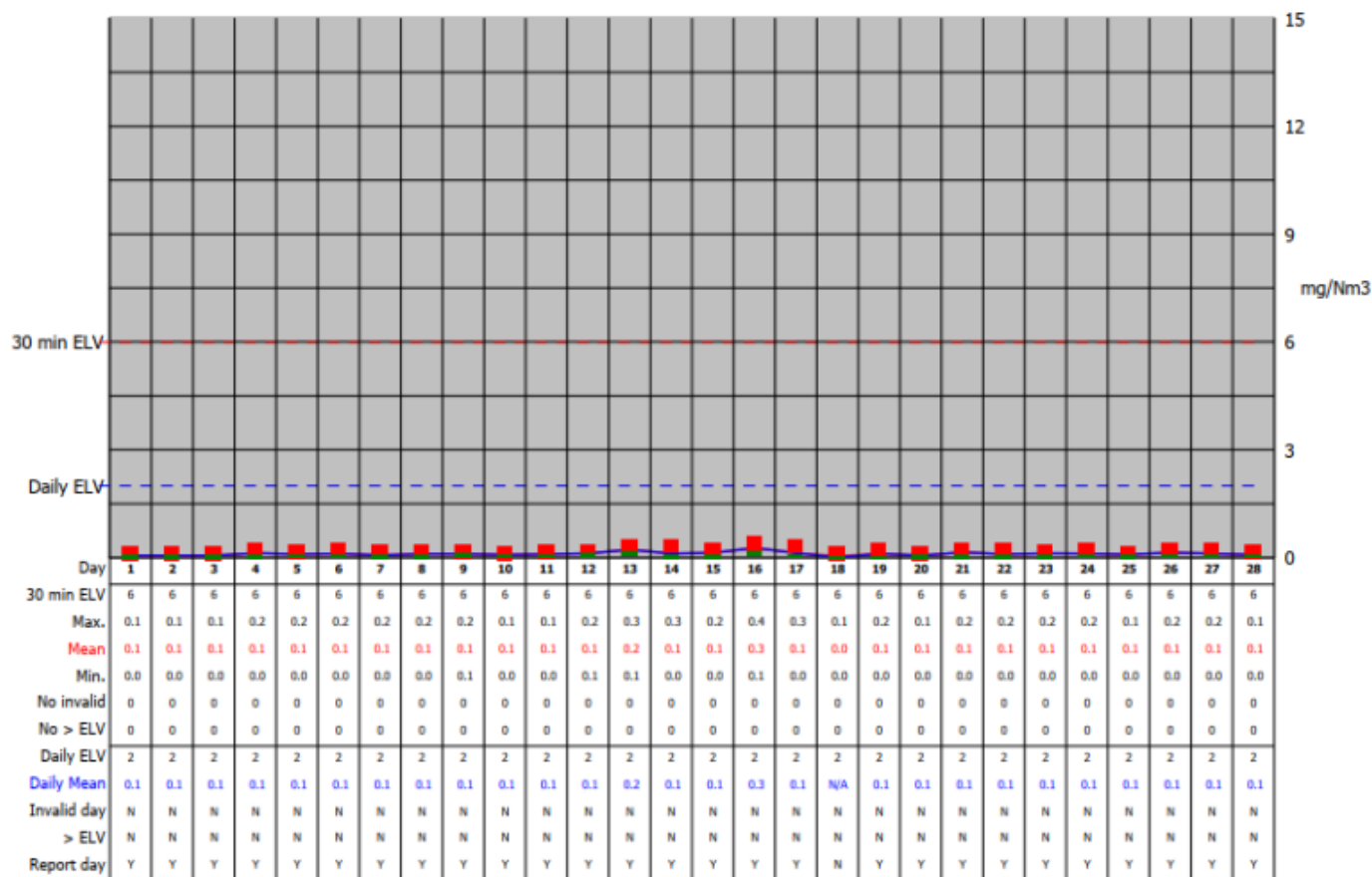
Date: **01/02/2022-28/02/2022**

Reporting of Continuously Monitored Emissions to Air for HF, Emission Point Report for February, 2022



95th Percentile = 0.3
No. of valid averages = 1333

Month summary	
30 min ELV	
Monthly max.	0.4
Monthly mean	0.1
Monthly min.	0.0
Total invalid	0
Sum > ELV	0
Daily ELV	
Monthly max	0.3
No. invalid days	0
No. > ELV	0
No. report days	27



SignedPaul Fitzsimmons.....

Date.....28/04/2024.....

(authorised to sign as representative of **Margam Green Energy Limited**)

Permit Number: **EPR/DP3137EG**

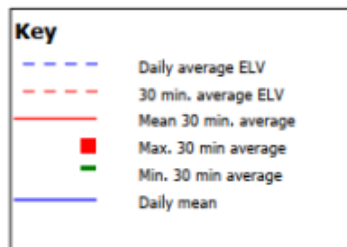
Operator: **Margam Green Energy Limited**

Facility: **Margam Green Energy Plant**

Form Number : **Air 1**

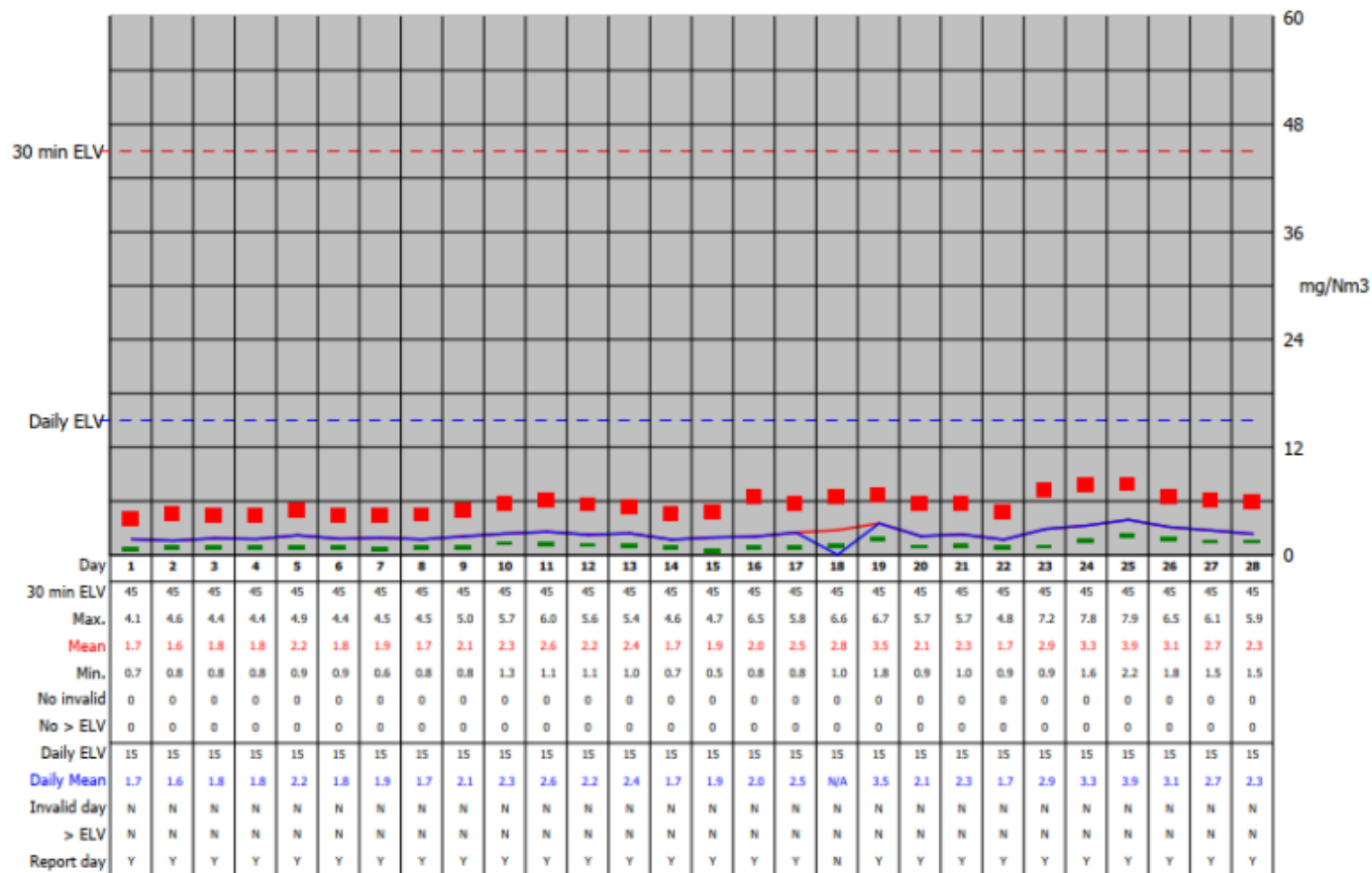
Date: **01/02/2022-28/02/2022**

Reporting of Continuously Monitored Emissions to Air for Dust, Emission Point Report for February, 2022



95th Percentile = 4.6
No. of valid averages = 1333

Month summary	
30 min ELV	
Monthly max.	7.9
Monthly mean	2.3
Monthly min.	0.5
Total invalid	0
Sum > ELV	0
Daily ELV	
Monthly max	3.9
No. invalid days	0
No. > ELV	0
No. report days	27



SignedPaul Fitzsimmons.....

Date.....28/04/2024.....

(authorised to sign as representative of **Margam Green Energy Limited**)

Permit Number: **EPR/DP3137EG**

Operator: **Margam Green Energy Limited**

Facility: **Margam Green Energy Plant**

Form Number : **Air 1**

Date: **01/02/2022-28/02/2022**