

Permit Number: **EPR/DP3137EG**

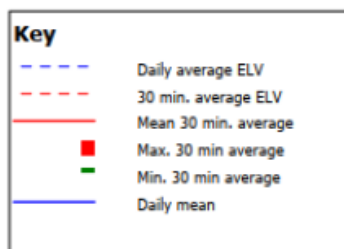
Operator: **Margam Green Energy Limited**

Facility: **Margam Green Energy Plant**

Form Number : **Air 1**

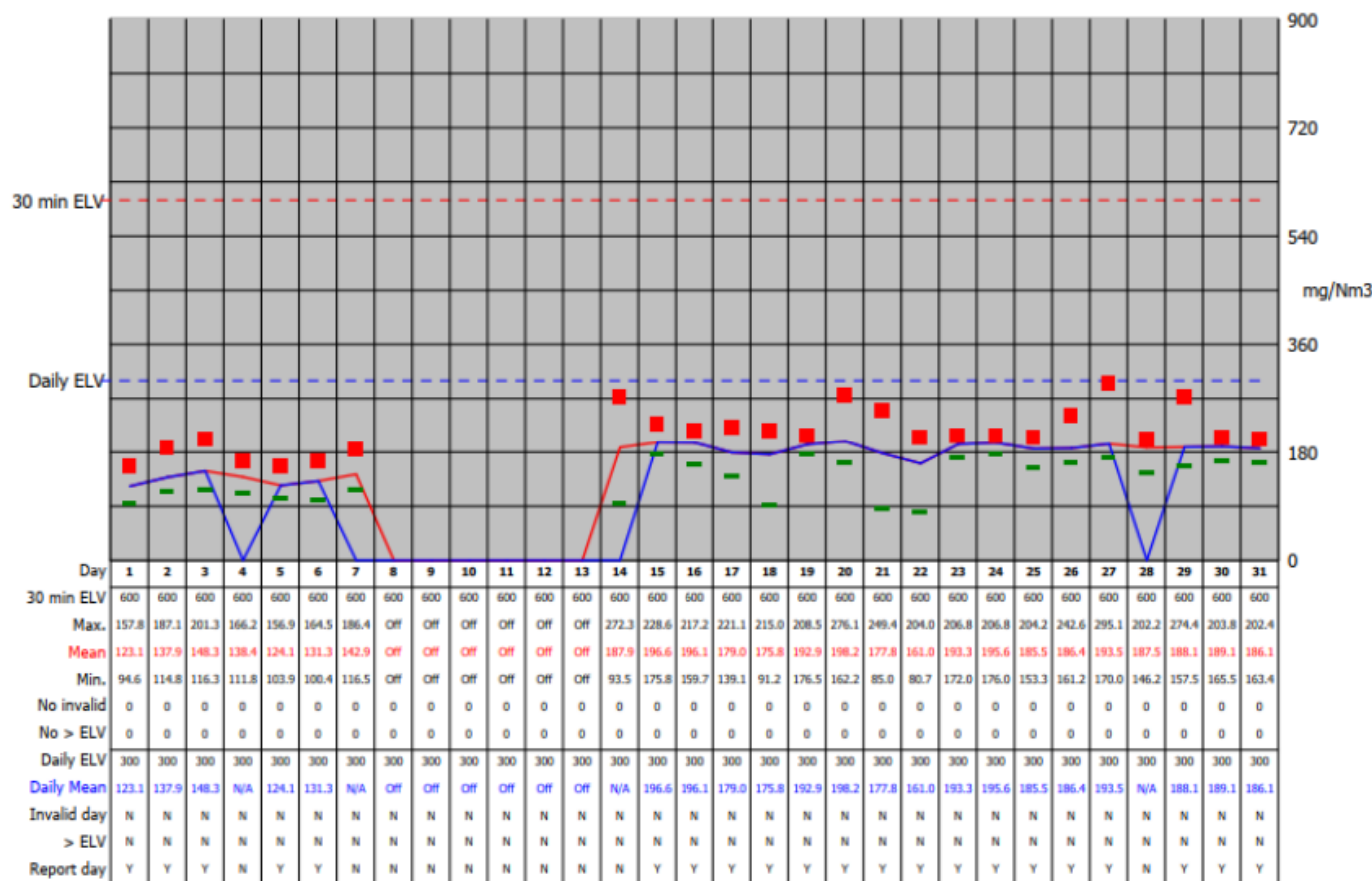
Date: **01/01/2022-31/01/2022**

Reporting of Continuously Monitored Emissions to Air for NO_x, Emission Point Report for January, 2022



95th Percentile = 204.0
No. of valid averages = 1132

Month summary	
30 min ELV	
Monthly max.	295.1
Monthly mean	173.1
Monthly min.	80.7
Total invalid	0
Sum > ELV	0
Daily ELV	
Monthly max	198.2
No. invalid days	0
No. > ELV	0
No. report days	21



SignedPaul Fitzsimmons.....

Date.....28/04/2024.....

(authorised to sign as representative of **Margam Green Energy Limited**)

Permit Number: **EPR/DP3137EG**

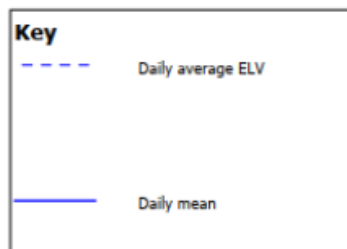
Operator: **Margam Green Energy Limited**

Facility: **Margam Green Energy Plant**

Form Number : **Air 1**

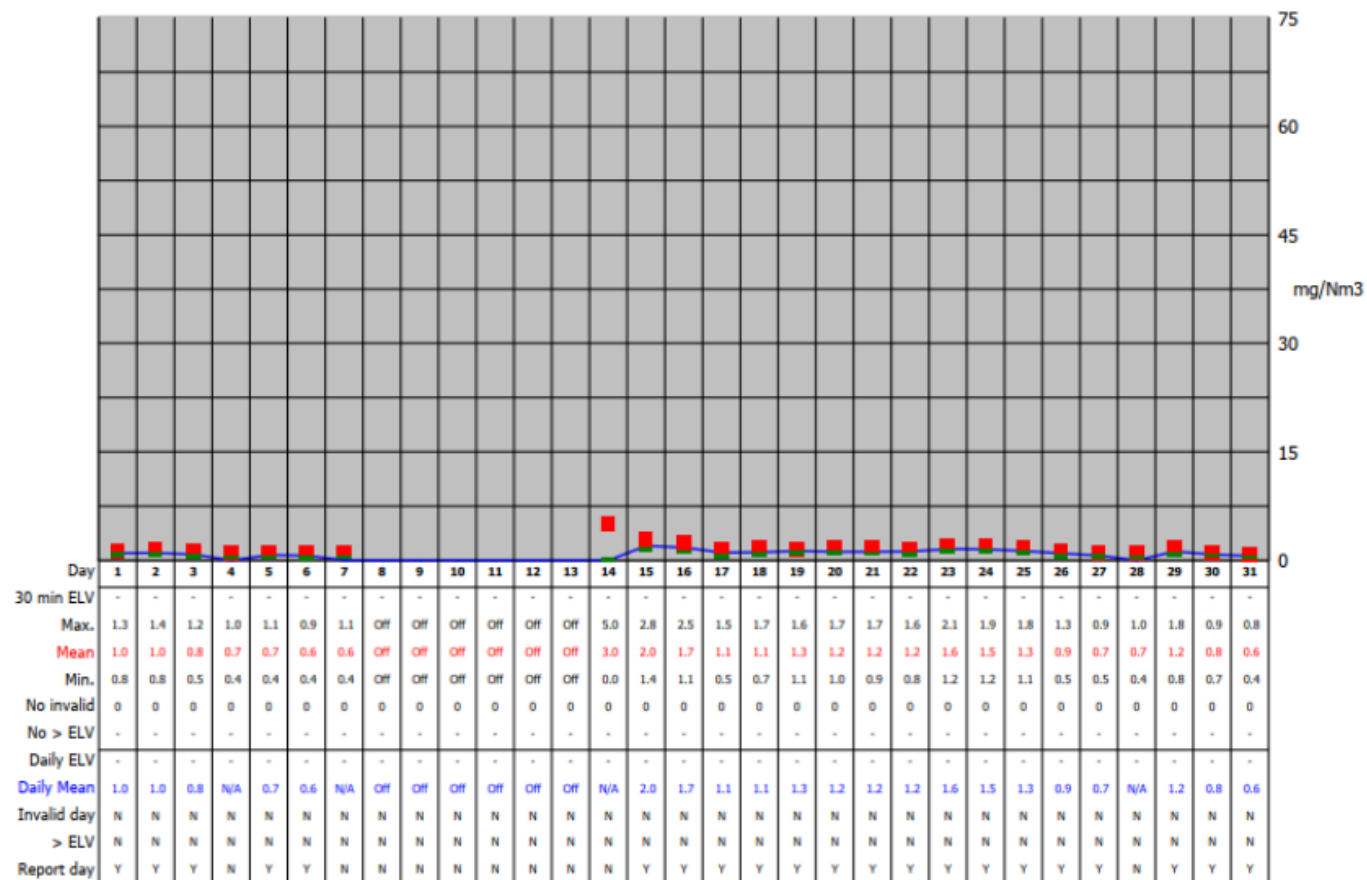
Date: **01/01/2022-31/01/2022**

Reporting of Continuously Monitored Emissions to Air for NH₃, Emission Point Report for January, 2022



95th Percentile = 1.9
No. of valid averages = 1132

Month summary	
30 min ELV	
Monthly max.	5.0
Monthly mean	1.1
Monthly min.	0.0
Total invalid	0
Sum > ELV	0
Daily ELV	
Monthly max	2.0
No. invalid days	0
No. > ELV	0
No. report days	21



SignedPaul Fitzsimmons.....

Date.....28/04/2024.....

(authorised to sign as representative of **Margam Green Energy Limited**)

Permit Number: **EPR/DP3137EG**

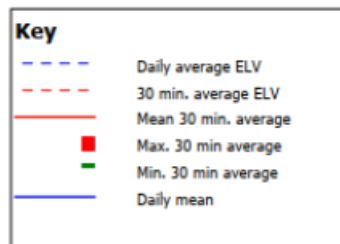
Operator: **Margam Green Energy Limited**

Facility: **Margam Green Energy Plant**

Form Number : **Air 1**

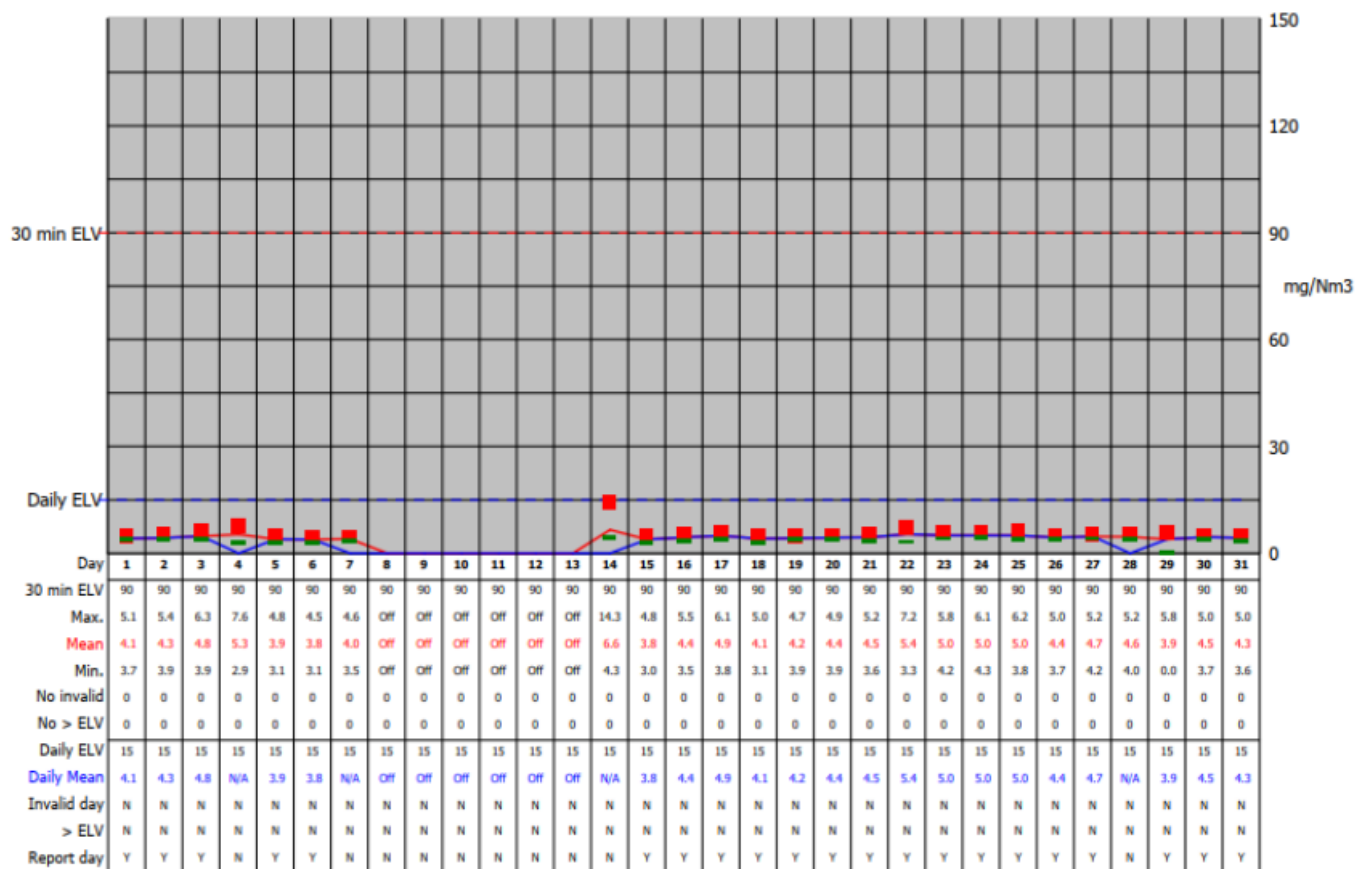
Date: **01/01/2022-31/01/2022**

Reporting of Continuously Monitored Emissions to Air for HCl, Emission Point Report for January, 2022



95th Percentile = 5.8
No. of valid averages = 1132

Month summary	
30 min ELV	
Monthly max.	14.3
Monthly mean	4.5
Monthly min.	0.0
Total invalid	0
Sum > ELV	0
Daily ELV	
Monthly max	5.4
No. invalid days	0
No. > ELV	0
No. report days	21



SignedPaul Fitzsimmons..... Date.....28/04/2024.....
(authorised to sign as representative of **Margam Green Energy Limited**)

Permit Number: **EPR/DP3137EG**

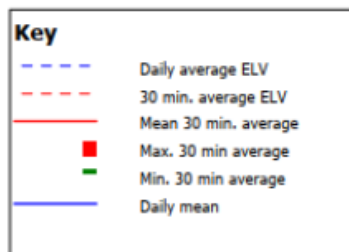
Operator: **Margam Green Energy Limited**

Facility: **Margam Green Energy Plant**

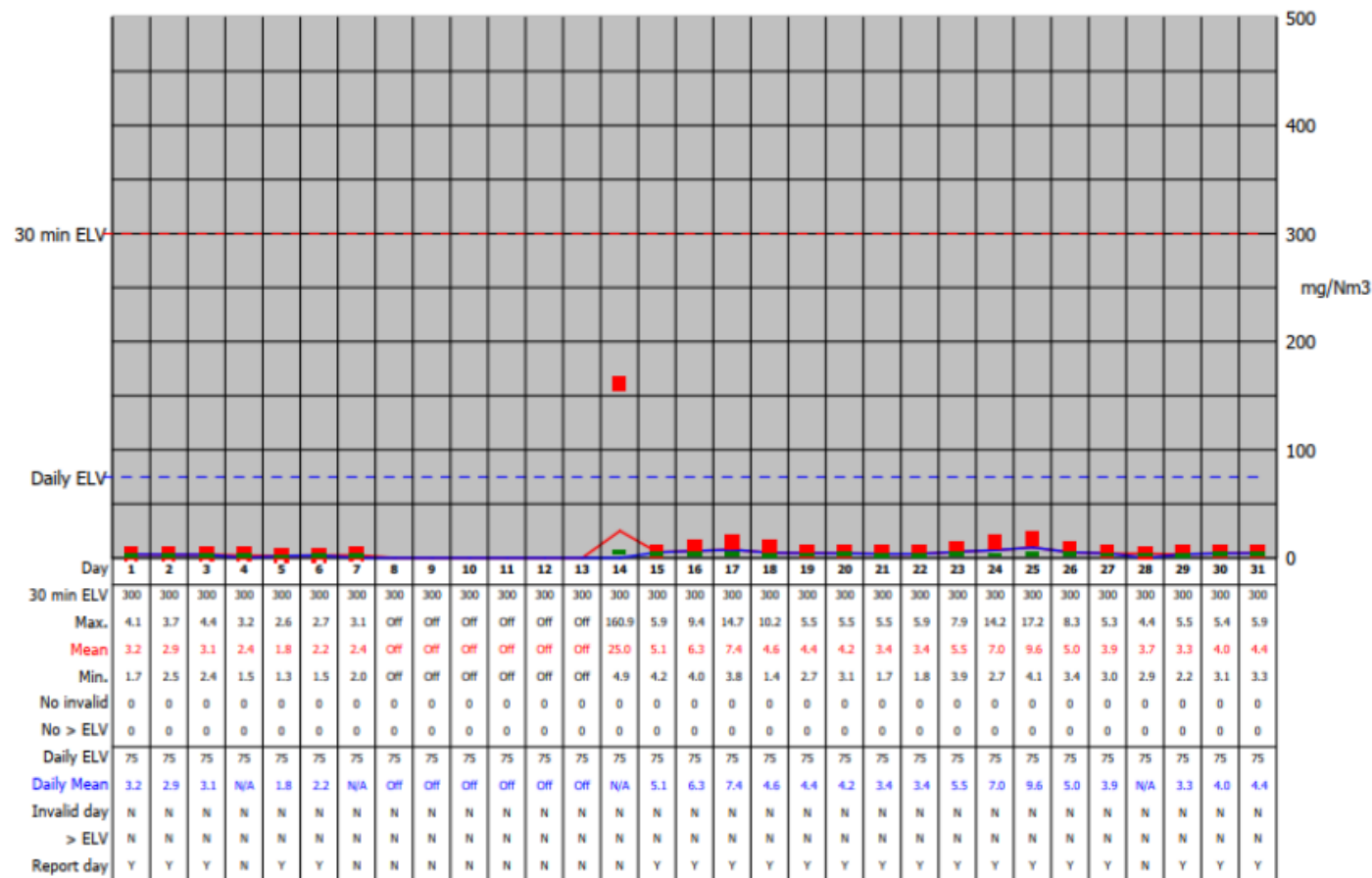
Form Number : **Air 1**

Date: **01/01/2022-31/01/2022**

Reporting of Continuously Monitored Emissions to Air for SO₂, Emission Point Report for January, 2022



95th Percentile = 9.5
No. of valid averages = 1132



Month summary	
30 min ELV	
Monthly max.	160.9
Monthly mean	4.8
Monthly min.	1.3
Total invalid	0
Sum > ELV	0
Daily ELV	
Monthly max	9.6
No. invalid days	0
No. > ELV	0
No. report days	21

SignedPaul Fitzsimmons.....

Date.....28/04/2024.....

(authorised to sign as representative of **Margam Green Energy Limited**)

Permit Number: **EPR/DP3137EG**

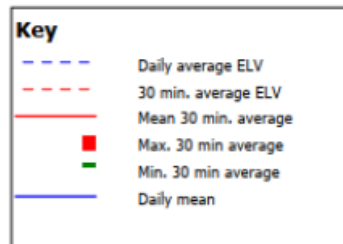
Operator: **Margam Green Energy Limited**

Facility: **Margam Green Energy Plant**

Form Number : **Air 1**

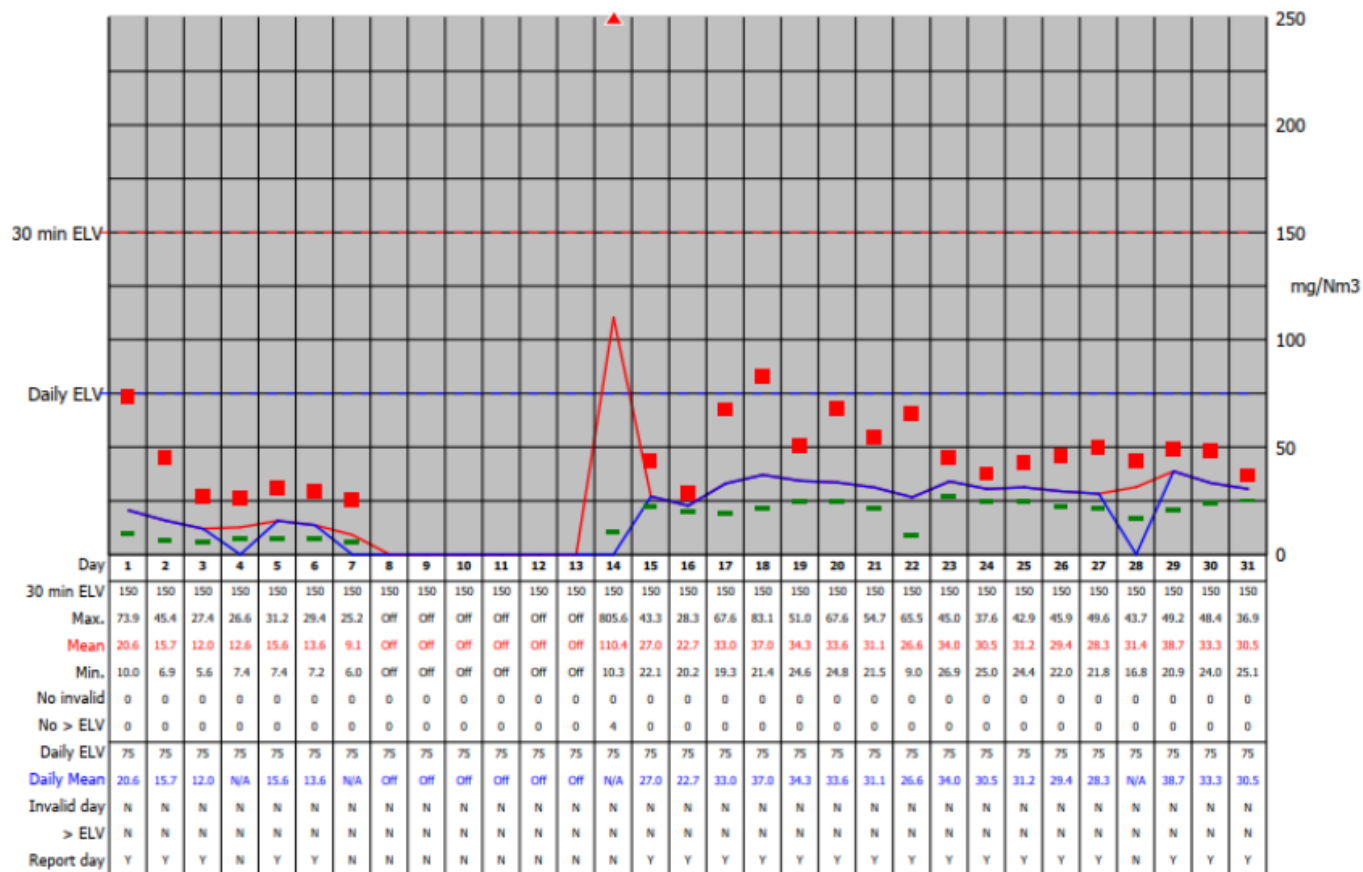
Date: **01/01/2022-31/01/2022**

Reporting of Continuously Monitored Emissions to Air for CO, Emission Point Report for January, 2022



95th Percentile = 42.9
No. of valid averages = 1132

Month summary	
30 min ELV	
Monthly max.	805.6
Monthly mean	28.4
Monthly min.	5.6
Total invalid	0
Sum > ELV	4
Daily ELV	
Monthly max	38.7
No. invalid days	0
No. > ELV	0
No. report days	21



SignedPaul Fitzsimmons.....

Date.....28/04/2024.....

(authorised to sign as representative of **Margam Green Energy Limited**)

Permit Number: **EPR/DP3137EG**

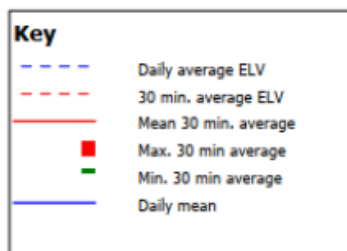
Operator: **Margam Green Energy Limited**

Facility: **Margam Green Energy Plant**

Form Number : **Air 1**

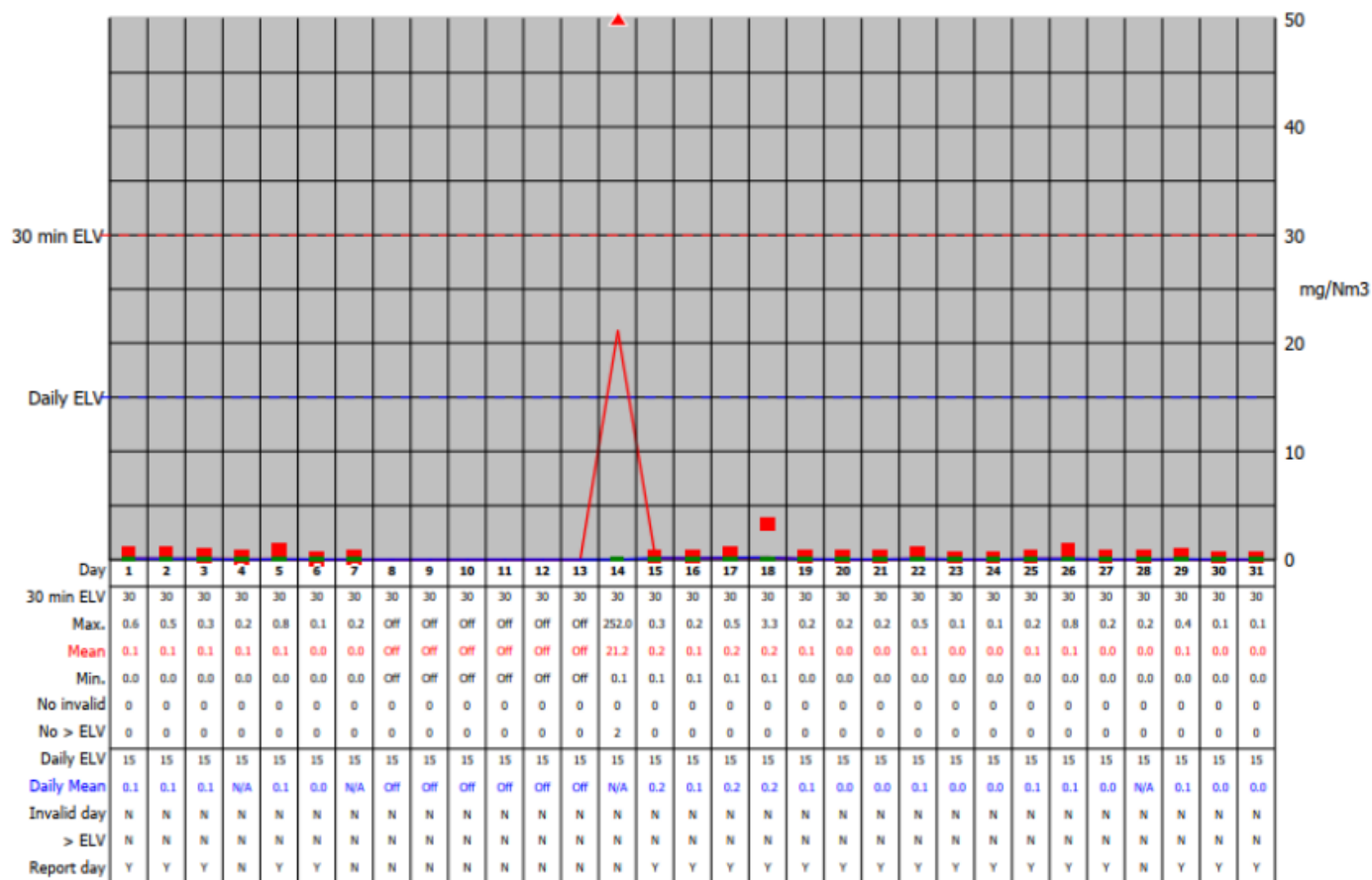
Date: **01/01/2022-31/01/2022**

Reporting of Continuously Monitored Emissions to Air for TOC, Emission Point Report for January, 2022



95th Percentile = 0.2
No. of valid averages = 1132

Month summary	
30 min ELV	
Monthly max.	252.0
Monthly mean	0.5
Monthly min.	0.0
Total invalid	0
Sum > ELV	2
Daily ELV	
Monthly max	0.2
No. invalid days	0
No. > ELV	0
No. report days	21



SignedPaul Fitzsimmons.....

Date.....28/04/2024.....

(authorised to sign as representative of **Margam Green Energy Limited**)

Permit Number: **EPR/DP3137EG**

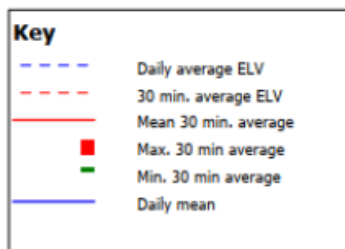
Operator: **Margam Green Energy Limited**

Facility: **Margam Green Energy Plant**

Form Number : **Air 1**

Date: **01/01/2022-31/01/2022**

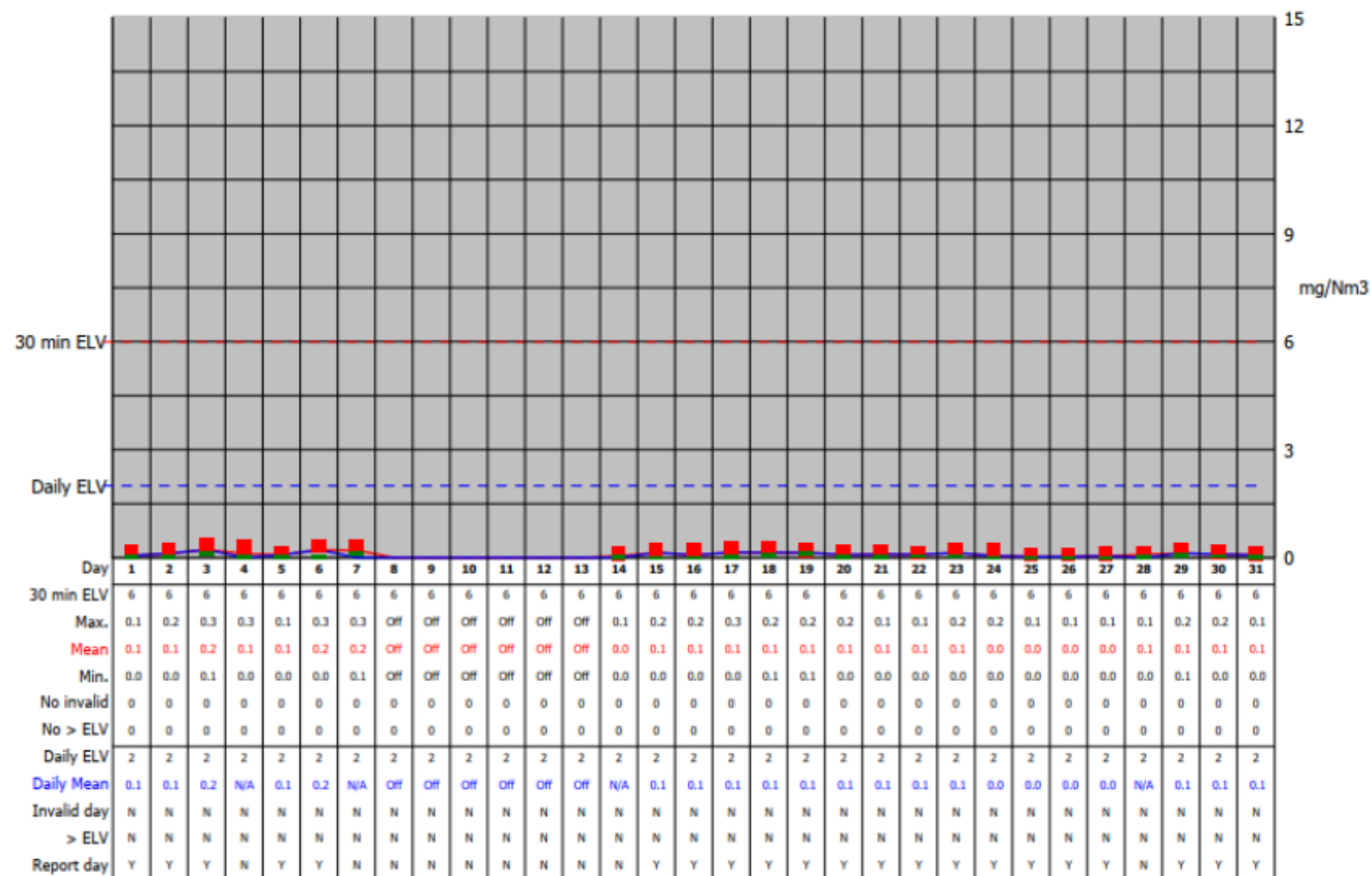
Reporting of Continuously Monitored Emissions to Air for HF, Emission Point Report for January, 2022



95th Percentile = 0.3

No. of valid averages = 1132

Month summary	
30 min ELV	
Monthly max.	0.3
Monthly mean	0.1
Monthly min.	0.0
Total invalid	0
Sum > ELV	0
Daily ELV	
Monthly max	0.2
No. invalid days	0
No. > ELV	0
No. report days	21



SignedPaul Fitzsimmons.....

Date.....28/04/2024.....

(authorised to sign as representative of **Margam Green Energy Limited**)

Permit Number: **EPR/DP3137EG**

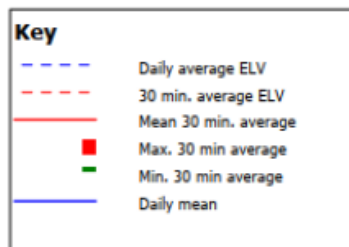
Operator: **Margam Green Energy Limited**

Facility: **Margam Green Energy Plant**

Form Number : **Air 1**

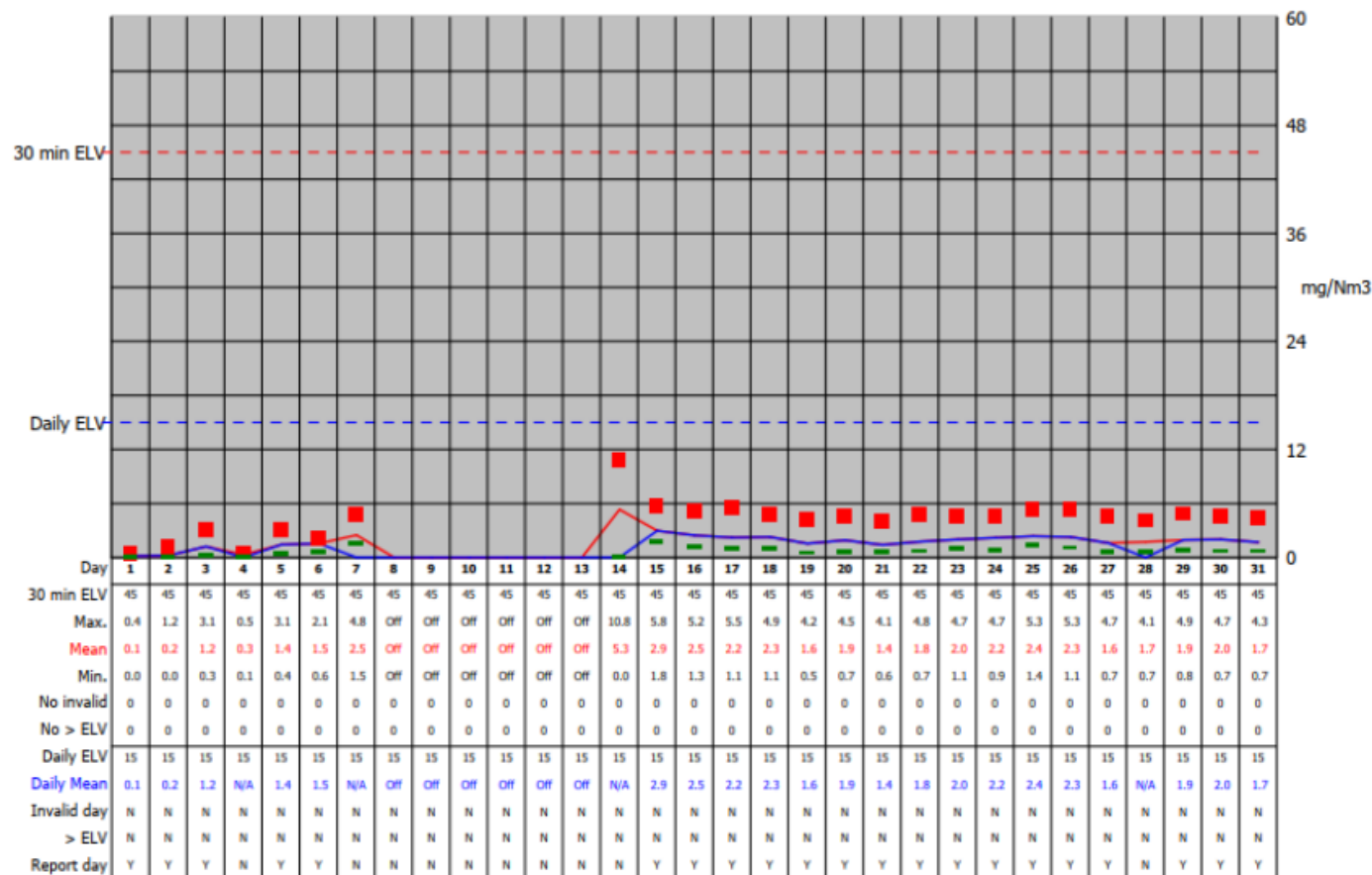
Date: **01/01/2022-31/01/2022**

Reporting of Continuously Monitored Emissions to Air for Dust, Emission Point Report for January, 2022



95th Percentile = 4.1
No. of valid averages = 1132

Month summary	
30 min ELV	
Monthly max.	10.8
Monthly mean	1.8
Monthly min.	0.0
Total invalid	0
Sum > ELV	0
Daily ELV	
Monthly max	2.9
No. invalid days	0
No. > ELV	0
No. report days	21



SignedPaul Fitzsimmons.....

Date.....28/04/2024.....

(authorised to sign as representative of **Margam Green Energy Limited**)

Permit Number: **EPR/DP3137EG**

Operator: **Margam Green Energy Limited**

Facility: **Margam Green Energy Plant**

Form Number : **Air 1**

Date: **01/01/2022-31/01/2022**